

Party Affiliation

U.S. Religious Traditions	Republican	Lean Republican	Independent	Lean Democratic	Democratic	Other/ no preference/ don't know/ refused	Sample Size
National Total:	26%	10%	10%	15%	32%	8%	35556
Evangelical Churches	38%	12%	9%	10%	24%	7%	9472
Mainline Churches	31%	10%	10%	14%	29%	6%	7470
Historically Black Churches	7%	3%	6%	12%	66%	6%	1995
Catholics	23%	10%	10%	15%	33%	9%	8054
Mormons	52%	13%	8%	7%	15%	5%	581
Orthodox	27%	8%	8%	18%	32%	7%	363
Jehovah's Witnesses	4%	6%	14%	7%	8%	61%	215
Other Christians	16%	9%	14%	25%	30%	5%	129
Jews	17%	6%	8%	18%	47%	3%	682
Muslims	7%	4%	10%	26%	37%	16%	1050
Buddhists	10%	8%	9%	30%	37%	6%	411
Hindus	6%	7%	13%	22%	41%	11%	257
Other Faiths	7%	6%	15%	29%	37%	5%	449
Unaffiliated	13%	10%	15%	24%	31%	8%	5048

Question wording: In politics TODAY, do you consider yourself a Republican, Democrat, or Independent? [IF INDEPENDENT, NO PREFERENCE, OTHER PARTY, DK/REF ASK:] As of today, do you lean more to the Republican Party or more to the Democratic Party?

Data for Muslims from "Muslim Americans: Middle Class and Mostly Mainstream," Pew Research Center, 2007.

Political Ideology

U.S. Religious Traditions	Conservative	Moderate	Liberal	Don't Know	Sample Size
National Total:	37%	36%	20%	7%	35556
Evangelical Churches	52%	30%	11%	7%	9472
Mainline Churches	36%	41%	18%	5%	7470
Historically Black Churches	35%	36%	21%	8%	1995
Catholics	36%	38%	18%	8%	8054
Mormons	60%	27%	10%	3%	581
Orthodox	30%	45%	20%	6%	363
Jehovah's Witnesses	21%	12%	17%	50%	215
Other Christians	20%	35%	40%	5%	129
Jews	21%	39%	38%	3%	682
Muslims	19%	38%	24%	19%	1050
Buddhists	12%	32%	50%	6%	411
Hindus	12%	44%	35%	10%	257
Other Faiths	12%	33%	47%	8%	449
Unaffiliated	20%	39%	34%	8%	5048

Question wording: In general, would you describe your political views as very conservative, conservative, moderate, liberal, or very liberal?

Data for Muslims from "Muslim Americans: Middle Class and Mostly Mainstream," Pew Research Center, 2007.

Data for Muslims from "Muslim Americans: Middle Class and Mostly Mainstream," Pew Research Center, 2007.

Views About Size of Government

U.S. Religious Traditions	Smaller government, fewer services	Bigger government, more services	Depends	Don't know/refused	Sample Size
National Total:	43%	46%	5%	6%	35556
Evangelical Churches	48%	41%	4%	7%	9472
Mainline Churches	51%	37%	5%	7%	7470
Historically Black Churches	18%	72%	5%	5%	1995
Catholics	39%	51%	4%	6%	8054
Mormons	56%	36%	5%	4%	581
Orthodox	42%	46%	6%	7%	363
Jehovah's Witnesses	23%	47%	6%	23%	215
Other Christians	44%	42%	6%	8%	129
Jews	40%	46%	7%	7%	682
Muslims	21%	70%	3%	6%	1050
Buddhists	35%	51%	7%	7%	411
Hindus	31%	59%	5%	5%	257
Other Faiths	38%	46%	7%	9%	449
Unaffiliated	41%	48%	5%	6%	5048

Question wording: If you had to choose, would you rather have a smaller government providing fewer services, or a bigger government providing more services?

Data for Muslims from "Muslim Americans: Middle Class and Mostly Mainstream," Pew Research Center, 2007.

Views About Abortion

U.S. Religious Traditions	Legal in all cases	Legal in most cases	Illegal in most cases	Illegal in all cases	Don't know/refused	Sample Size
National Total:	18%	33%	27%	16%	6%	35556
Evangelical Churches	9%	24%	36%	25%	6%	9472
Mainline Churches	20%	42%	25%	7%	7%	7470
Historically Black Churches	18%	29%	23%	23%	8%	1995
Catholics	16%	32%	27%	18%	7%	8054
Mormons	8%	19%	61%	9%	4%	581
Orthodox	24%	38%	20%	10%	8%	363
Jehovah's Witnesses	5%	11%	25%	52%	7%	215
Other Christians	33%	42%	13%	6%	7%	129
Jews	40%	44%	9%	5%	2%	682
Muslims	13%	35%	35%	13%	4%	116
Buddhists	35%	46%	10%	3%	6%	411
Hindus	23%	46%	19%	5%	7%	257
Other Faiths	36%	41%	13%	4%	6%	449
Unaffiliated	29%	41%	16%	8%	6%	5048

Question wording: On another subject, do you think abortion should be (READ CATEGORIES IN ORDER TO HALF SAMPLE, IN REVERSE ORDER TO OTHER HALF OF SAMPLE) legal in all cases, legal in most cases, illegal in most cases, or illegal in all cases?

Views About Homosexuality

U.S. Religious Traditions	Homosexuality should be accepted by society	Homosexuality should be discouraged by society	Neither/ both equally	Don't know/ refused	Sample Size
National Total:	50%	40%	5%	5%	35556
Evangelical Churches	26%	64%	5%	5%	9472
Mainline Churches	56%	34%	6%	5%	7470
Historically Black Churches	39%	46%	6%	8%	1995
Catholics	58%	30%	5%	7%	8054
Mormons	24%	68%	5%	3%	581
Orthodox	48%	37%	7%	8%	363
Jehovah's Witnesses	12%	76%	6%	5%	215
Other Christians	69%	20%	6%	5%	129
Jews	79%	15%	3%	3%	682
Muslims	27%	61%	5%	7%	1050
Buddhists	82%	12%	2%	4%	411
Hindus	48%	37%	3%	11%	257
Other Faiths	84%	8%	4%	3%	449
Unaffiliated	71%	20%	5%	5%	5048

Question wording: Now I'm going to read you a few pairs of statements. For each pair, tell me whether the FIRST statement or the SECOND statement comes closer to your own views -- even if neither is exactly right. 1 - Homosexuality is a way of life that should be accepted by society, OR 2 - Homosexuality is a way of life that should be discouraged by society.

Data for Muslims from "Muslim Americans: Middle Class and Mostly Mainstream," Pew Research Center, 2007.

Views About Government's Role in Protecting Morality

U.S. Religious Traditions	Government should do more to protect morality	Government is too involved in morality	Neither/ both	Don't know/ refused	Sample Size
National Total:	40%	52%	3%	5%	35556
Evangelical Churches	50%	41%	4%	5%	9472
Mainline Churches	33%	58%	4%	5%	7470
Historically Black Churches	48%	42%	3%	6%	1995
Catholics	43%	49%	3%	5%	8054
Mormons	54%	39%	4%	3%	581
Orthodox	43%	48%	3%	6%	363
Jehovah's Witnesses	38%	36%	10%	16%	215
Other Christians	23%	69%	3%	5%	129
Jews	22%	71%	3%	5%	682
Muslims	59%	29%	4%	8%	1050
Buddhists	26%	67%	3%	4%	411
Hindus	44%	45%	4%	7%	257
Other Faiths	18%	75%	3%	4%	449
Unaffiliated	27%	66%	3%	4%	5048

Question wording: Now I'm going to read you a few pairs of statements. For each pair, tell me whether the FIRST statement or the SECOND statement comes closer to your own views --even if neither is exactly right. 1 - The government should do more to protect morality in society, OR 2 - I worry the government is getting too involved in the issue of morality.





























































Data for Muslims from "Muslim Americans: Middle Class and Mostly Mainstream," Pew Research Center, 2007.

Views About Environmental Protection

U.S. Religious Traditions	Stricter environmental laws and regulations cost too many jobs and hurt the economy	Stricter environmental laws and regulations are worth the cost	Neither/ both equally	Don't know/ refused	Sample Size
National Total:	30%	61%	3%	6%	35556
Evangelical Churches	35%	54%	4%	6%	9472
Mainline Churches	28%	64%	3%	5%	7470
Historically Black Churches	38%	52%	3%	7%	1995
Catholics	32%	60%	3%	6%	8054
Mormons	36%	55%	4%	5%	581
Orthodox	30%	60%	5%	5%	363
Jehovah's Witnesses	24%	60%	8%	8%	215
Other Christians	22%	66%	6%	5%	129
Jews	16%	77%	2%	5%	682
Muslims	26%	69%	3%	2%	116
Buddhists	19%	75%	3%	3%	411
Hindus	24%	67%	2%	6%	257
Other Faiths	17%	77%	3%	4%	449
Unaffiliated	24%	69%	3%	4%	5048

Question wording: Now I'm going to read you a few pairs of statements. For each pair, tell me whether the FIRST statement or the SECOND statement comes closer to your own views -- even if neither is exactly right. 1 - Stricter environmental laws and regulations cost too many jobs and hurt the economy, OR 2 - Stricter environmental laws and regulations are worth the cost.

Views About Country's Role in World Affairs

U.S. Religious Traditions	It's best for the future of our country to be active in world affairs	We should concentrate on problems here at home	Neither/ both equally	Don't know/ refused	Sample Size
National Total:	 36%	 55%	 7%	 2%	35556
Evangelical Churches	 36%	 54%	 8%	 2%	9472
Mainline Churches	 40%	 52%	 8%	 1%	7470
Historically Black Churches	 23%	 68%	 7%	 1%	1995
Catholics	 36%	 55%	 6%	 2%	8054
Mormons	 51%	 37%	 10%	 1%	581
Orthodox	 34%	 56%	 9%	 1%	363
Jehovah's Witnesses	 13%	 64%	 13%	 10%	215
Other Christians	 34%	 56%	 8%	 2%	129
Jews	 53%	 37%	 8%	 2%	682
Muslims	 31%	 59%	 7%	 2%	116
Buddhists	 41%	 45%	 11%	 2%	411
Hindus	 34%	 58%	 6%	 2%	257
Other Faiths	 37%	 52%	 8%	 3%	449
Unaffiliated	 34%	 58%	 7%	 1%	5048

Question wording: Now I'm going to read you a few pairs of statements. For each pair, tell me whether the FIRST statement or the SECOND statement comes closer to your own views -- even if neither is exactly right. 1 - It's best for the future of our country to be active in world affairs, OR 2 - We should pay less attention to problems overseas and concentrate on problems here at home.