

Belief in God or Universal Spirit

U.S. Religious Traditions	Believe in God: absolutely certain	Believe in God: fairly certain	Believe in God: not too certain/ not at all certain/ unsure how certain	Do not believe in God	Don't know/ refused/ other	Sample Size
National Total:	71%	17%	4%	5%	3%	35556
Evangelical Churches	90%	8%	1%	0%	1%	9472
Mainline Churches	73%	21%	3%	1%	2%	7470
Historically Black Churches	90%	7%	1%	0%	1%	1995
Catholics	72%	21%	4%	1%	2%	8054
Mormons	90%	8%	1%	0%	0%	581
Orthodox	71%	19%	5%	4%	1%	363
Jehovah's Witnesses	93%	4%	1%	0%	2%	215
Other Christians	82%	11%	4%	1%	2%	129
Jews	41%	31%	11%	10%	7%	682
Muslims	82%	9%	1%	5%	2%	116
Buddhists	39%	28%	8%	19%	6%	411
Hindus	57%	26%	9%	5%	3%	257
Other Faiths	53%	23%	6%	9%	9%	449
Unaffiliated	36%	24%	10%	22%	8%	5048

Question wording: Do you believe in God or a universal spirit? [IF YES, ASK:] How certain are you about this belief? Are you absolutely certain, fairly certain, not too certain, or not at all certain?

Frequency of Attendance at Religious Services

U.S. Religious Traditions	More than once a week	Once a week	Once or twice a month	A few times a year	Seldom	Never	Don't know/refused	Sample Size
National Total:	15%	24%	15%	18%	16%	11%	1%	35556
Evangelical Churches	30%	28%	14%	14%	9%	4%	1%	9472
Mainline Churches	8%	26%	19%	23%	16%	7%	1%	7470
Historically Black Churches	30%	29%	16%	13%	9%	3%	1%	1995
Catholics	9%	33%	19%	20%	13%	6%	0%	8054
Mormons	31%	44%	9%	7%	4%	3%	0%	581
Orthodox	8%	26%	21%	28%	12%	4%	1%	363
Jehovah's Witnesses	71%	11%	3%	7%	5%	2%	0%	215
Other Christians	8%	19%	21%	19%	14%	17%	1%	129
Jews	6%	10%	16%	37%	19%	12%	1%	682
Muslims	17%	23%	8%	18%	16%	18%	0%	1050
Buddhists	8%	9%	15%	29%	22%	16%	1%	411
Hindus	10%	14%	23%	34%	11%	8%	0%	257
Other Faiths	6%	8%	14%	21%	24%	27%	1%	449
Unaffiliated	2%	3%	5%	17%	35%	37%	0%	5048

Question wording: Aside from weddings and funerals, how often do you attend religious services-- more than once a week, once a week, once or twice a month, a few times a year, seldom, or never?

Data for Muslims from "Muslim Americans: Middle Class and Mostly Mainstream," Pew Research Center, 2007.

Question wording: On average, how often do you attend the mosque or Islamic center for Salah or Jum'ah prayer? More than once a week, once a week for Jum'ah prayer, once or twice a month, a few times a year -- especially for the Eid, seldom, or never?

Frequency of Prayer

U.S. Religious Traditions	Daily	Weekly	Monthly	Seldom	Never	Don't know/refused	Sample Size
National Total:	58%	17%	6%	11%	7%	2%	35556
Evangelical Churches	78%	14%	3%	4%	1%	1%	9472
Mainline Churches	53%	23%	7%	12%	3%	2%	7470
Historically Black Churches	80%	12%	2%	3%	1%	2%	1995
Catholics	58%	21%	7%	10%	3%	1%	8054
Mormons	82%	10%	3%	5%	0%	0%	581
Orthodox	60%	17%	5%	12%	4%	2%	363
Jehovah's Witnesses	89%	6%	2%	1%	0%	1%	215
Other Christians	71%	16%	2%	7%	3%	2%	129
Jews	26%	18%	8%	27%	17%	3%	682
Muslims	71%	11%	1%	9%	7%	1%	115
Buddhists	45%	13%	9%	15%	16%	1%	411
Hindus	62%	14%	5%	12%	5%	2%	257
Other Faiths	42%	15%	8%	15%	17%	3%	449
Unaffiliated	22%	13%	7%	24%	32%	2%	5048

Question wording: People practice their religion in different ways. Outside of attending religious services, do you pray several times a day, once a day, a few times a week, once a week, a few times a month, seldom, or never?

Data for Muslims from "Muslim Americans: Middle Class and Mostly Mainstream," Pew Research Center, 2007.

Question wording: On average, how often do you attend the mosque or Islamic center for Salah or Jum'ah prayer? More than once a week, once a week for Jum'ah prayer, once or twice a month, a few times a year -- especially for the Eid, seldom, or never?

Frequency of Receiving Answers to Prayers

U.S. Religious Traditions	At least once a week	Once or twice a month	Several times a year	Seldom/never	Don't know/refused	Pray seldom or less often	Sample Size
National Total:	19%	12%	18%	23%	8%	20%	35556
Evangelical Churches	29%	17%	22%	16%	10%	6%	9472
Mainline Churches	14%	11%	21%	29%	9%	16%	7470
Historically Black Churches	34%	16%	18%	16%	10%	6%	1995
Catholics	15%	11%	20%	31%	8%	14%	8054
Mormons	32%	22%	20%	14%	6%	5%	581
Orthodox	11%	13%	22%	26%	10%	18%	363
Jehovah's Witnesses	36%	13%	14%	19%	15%	2%	215
Other Christians	29%	20%	18%	14%	7%	11%	129
Jews	8%	4%	9%	23%	9%	47%	682
Muslims	31%	12%	20%	12%	8%	17%	116
Buddhists	18%	6%	12%	28%	6%	32%	411
Hindus	13%	10%	18%	27%	13%	19%	257
Other Faiths	18%	5%	8%	26%	7%	35%	449
Unaffiliated	8%	5%	8%	19%	3%	58%	5048

Question wording: [IF PRAY MORE THAN SELDOM, ASK:] How often do you receive a definite answer to a specific prayer request -- would you say at least once a week, once or twice a month, several times a year, seldom, or never?

Question wording: On average, how often do you attend the mosque or Islamic center for Salah or Jum'ah prayer? More than once a week, once a week for Jum'ah prayer, once or twice a month, a few times a year -- especially for the Eid, seldom, or never?

Importance of Religion in One's Life





























U.S. Religious Traditions	Very important	Somewhat important	Not too/ not at all important	Don't know/ refused	Sample Size
National Total:	56%	26%	16%	1%	35556
Evangelical Churches	79%	17%	3%	1%	9472
Mainline Churches	52%	35%	12%	1%	7470
Historically Black Churches	85%	13%	2%	0%	1995
Catholics	56%	34%	9%	1%	8054
Mormons	83%	13%	4%	0%	581
Orthodox	56%	31%	12%	0%	363
Jehovah's Witnesses	86%	10%	2%	1%	215
Other Christians	60%	22%	17%	1%	129
Jews	31%	41%	28%	1%	682
Muslims	72%	18%	9%	1%	1050
Buddhists	35%	38%	24%	2%	411
Hindus	45%	40%	15%	1%	257
Other Faiths	39%	30%	28%	3%	449
Unaffiliated	16%	25%	57%	2%	5048

Question wording: How important is religion in your life -- very important, somewhat important, not too important, or not at all important?

Data for Muslims from "Muslim Americans: Middle Class and Mostly Mainstream," Pew Research Center, 2007.

.....
you absolutely certain, fairly certain, not too certain, or not at all certain?

Interpretation of Religious Teachings

U.S. Religious Traditions	There is only ONE true way to interpret the teachings of my religion	There is MORE than one true way to interpret the teachings of my religion	Neither/ both equally	Don't know/ refused	Sample Size
National Total:	 27%	 68%	1%	4%	30236
Evangelical Churches	 41%	 53%	1%	4%	9472
Mainline Churches	 14%	 82%	1%	3%	7470
Historically Black Churches	 39%	 57%	1%	3%	1995
Catholics	 19%	 77%	1%	4%	8054
Mormons	 54%	 43%	1%	2%	581
Orthodox	 28%	 68%	1%	4%	363
Jehovah's Witnesses	 77%	 18%	1%	4%	215
Other Christians	 13%	 82%	1%	5%	129
Jews	 6%	 89%	1%	3%	682
Muslims	 33%	 60%	1%	5%	1050
Buddhists	 5%	 90%	1%	5%	411
Hindus	 10%	 85%	1%	4%	257
Other Faiths	 6%	 89%	3%	3%	449
Unaffiliated	N/A				

Question wording: [IF RESPONDENT HAS A RELIGIOUS AFFILIATION, ASK:] Now, as I read a pair of statements, tell me whether the FIRST statement or the SECOND statement comes closer to your own views even if neither is exactly right. First/next: There is only ONE true way to interpret the teachings of my religion, OR: there is MORE than one true way to interpret the teachings of my religion.

Data for Muslims from "Muslim Americans: Middle Class and Mostly Mainstream," Pew Research Center, 2007. Results based on those who belong to a particular religion.

Literal Interpretation of Scripture

U.S. Religious Traditions	Word of God, literally true word for word	Word of God, but not literally true word for word	Book written by men, not the word of God	Don't know/refused/ other	Sample Size
National Total:	33%	30%	28%	9%	35556
Evangelical Churches	59%	29%	7%	5%	9472
Mainline Churches	22%	38%	28%	11%	7470
Historically Black Churches	62%	22%	9%	8%	1995
Catholics	23%	39%	27%	11%	8054
Mormons	35%	57%	4%	4%	581
Orthodox	26%	33%	29%	12%	363
Jehovah's Witnesses	48%	45%	1%	7%	215
Other Christians	5%	30%	44%	20%	129
Jews	10%	27%	53%	10%	682
Muslims	50%	36%	8%	6%	1050
Buddhists	8%	10%	67%	16%	411
Hindus	12%	25%	47%	16%	257
Other Faiths	5%	7%	74%	14%	449
Unaffiliated	11%	14%	64%	10%	5048

Question wording: Which comes closest to your view? [HOLY BOOK]* is the word of God, OR [HOLY BOOK]* is a book written by men and is not the word of God? [IF BELIEVE HOLY BOOK IS WORD OF GOD, ASK:] And would you say that [HOLY BOOK]* is to be taken literally, word for word, OR not everything in [HOLY BOOK]* should be taken literally, word for word?

*For Christians and the unaffiliated, 'the Bible' was inserted where indicated by [HOLY BOOK]; for Jews, 'the Torah' was inserted; for Muslims, 'the Koran' was inserted; for all other religious groups, 'the Holy Scripture' was inserted.

Data for Muslims from "Muslim Americans: Middle Class and Mostly Mainstream," Pew Research Center, 2007.

Views of One's Religion as the One True Faith

U.S. Religious Traditions	My religion is the one, true faith leading to eternal life	Many religions can lead to eternal life	Neither/ both equally	Don't know/refused	Sample Size
National Total:	24%	70%	3%	4%	30236
Evangelical Churches	36%	57%	3%	5%	9472
Mainline Churches	12%	83%	2%	4%	7470
Historically Black Churches	34%	59%	3%	4%	1995
Catholics	16%	79%	2%	3%	8054
Mormons	57%	39%	3%	1%	581
Orthodox	20%	72%	3%	6%	363
Jehovah's Witnesses	80%	16%	0%	3%	215
Other Christians	8%	83%	4%	5%	129
Jews	5%	82%	7%	5%	682
Muslims	33%	56%	2%	9%	116
Buddhists	5%	86%	5%	4%	411
Hindus	5%	89%	2%	5%	257
Other Faiths	3%	85%	9%	2%	449
Unaffiliated	N/A				

Question wording: [IF RESPONDENT HAS A RELIGIOUS AFFILIATION, ASK:] Now, as I read a pair of statements, tell me whether the FIRST statement or the SECOND statement comes closer to your own views even if neither is exactly right. First/next: My religion is the one, true faith leading to eternal life, OR: many religions can lead to eternal life.

Data for Muslims from "Muslim Americans: Middle Class and Mostly Mainstream," Pew Research Center, 2007.

Results based on those who belong to a particular religion.