



THE PEW RESEARCH CENTER
For The People & The Press

JULY 2, 2012

Top One-Word Reactions – “Disappointed,”
“Surprised”

Division, Uncertainty over Court’s Health Care Ruling

FOR FURTHER INFORMATION CONTACT:

Andrew Kohut

President, Pew Research Center

Carroll Doherty and Michael Dimock

Associate Directors

Scott Keeter

Director of Survey Research

1615 L St, N.W., Suite 700

Washington, D.C. 20036

Tel (202) 419-4350

Fax (202) 419-4399

www.peoplepress.org

Top One-Word Reactions – “Disappointed,” “Surprised” Division, Uncertainty over Court’s Health Care Ruling

The public has long been divided in its opinions about the 2010 health care law. There is now a similar division of opinion over last week’s Supreme Court decision to uphold the law – 40% say they disapprove of the decision, while 36% approve and nearly a quarter (24%) offer no opinion.

Despite extensive public interest in the court’s ruling, just 55% of the public knows that the Supreme Court upheld most of the health care law’s provisions; 45% say either that the court rejected most provisions (15%) or do not know what the court did (30%). Among those aware that the court upheld most of the law, 50% approve of the decision while 42% disapprove.

The persistent partisan divisions over the law are reflected in the public’s reactions to the court’s June 28 decision. Seven-in-ten Republicans disapprove of the Court’s decision, while 66% of Democrats approve of it. About four-in-ten (42%) independents disapprove of the ruling while 32% approve.

The latest national survey by the Pew Research Center for the People & the Press, conducted June 28 to July 1 among 1,006 adults, finds that the top single-word reactions to the court’s decision are “disappointed” and “surprised.” While “disappointed” is by far the top reaction among those who disapprove of the decision, “good,” “surprised” and “happy” are the top words among those who approve of the ruling.

Public Split over Court Decision, Many Unsure How it Ruled

	Total	Rep	Dem	Ind
<i>Supreme Court’s decision on 2010 health care law ...</i>	%	%	%	%
Approve	36	13	66	32
Disapprove	40	70	15	42
Don’t know	<u>24</u>	<u>17</u>	<u>19</u>	<u>26</u>
	100	100	100	100
<i>Did court ___ most provisions in the health care law?</i>				
Uphold	55	56	64	56
Reject	15	19	11	13
Don’t know	<u>30</u>	<u>25</u>	<u>25</u>	<u>31</u>
	100	100	100	100

PEW RESEARCH CENTER June 28-July 1, 2012.

One-Word Reactions to Health Care Ruling

Total	View of decision	
	Approve	Disapprove
65 Disappointed	40 Good	57 Disappointed
65 Surprised	31 Surprised	25 Surprised
46 Good	28 Happy	22 Disgusted
28 Happy	17 Great	15 Shocked
23 Disgusted	15 Satisfied	12 Disapprove
19 Shocked	12 Fair	10 Appalled
17 Great	11 Approve	8 Sucks

PEW RESEARCH CENTER June 28-July 1, 2012.
NOTE: These are the numbers of respondents who offered each response. These are **NOT** percentages. Top responses shown; for complete list, see survey topline.

The survey finds that 45% followed news about the court's decision very closely, making it the second most closely followed story of 2012 (52% tracked news about rising gas prices in March).

Among those who tracked news about the health care decision very closely, 50% approve of the decision while 45% disapprove. Among those who followed this news less closely, just 24% approve, 37% disapprove, with 39% offering no opinion.

There are substantial age differences in news interest in the decision, as well as in awareness of what the court decided. Only about quarter of those younger than 30 (24%) followed news about the court's health care decision very closely. That compares with 42% of those 30 to 49 and majorities of those 50 to 64 (56%) and 65 and older (62%).

Just 37% of those younger than 30 know that the court upheld most of the law's provisions; majorities of older age groups know that the court upheld most provisions. Majorities of those who have attended college answered this correctly, compared with 44% of those with a high school education or less.

Awareness of Health Care Ruling

<i>Did court ___ most provisions in the health care law?</i>	Uphold	Reject	DK
	%	%	%
Total	55	15	30=100
18-29	37	20	43=100
30-49	54	15	31=100
50-64	67	12	22=100
65+	62	15	23=100
College grad+	72	8	20=100
Some college	56	14	30=100
HS or less	44	20	36=100
Republican	56	19	25=100
Democrat	64	11	25=100
Independent	56	13	31=100
<i>Following court decision ...</i>			
Very closely	77	13	11=100
Less closely	37	17	46=100

PEW RESEARCH CENTER June 28-July 1, 2012.

Health Care Ruling Is June's Top Story

The Supreme Court's health care decision is the month's most closely followed story, surpassing the economy and the presidential election. (Public interest in stories earlier in June can be found [here](#) and [here](#)).

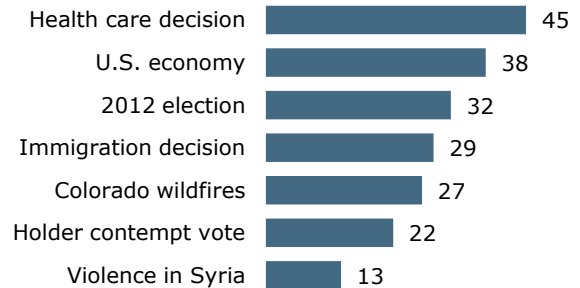
This week, there also was more interest in the court's ruling on health care than in its decision on Arizona's immigration law (29% very closely) and the House vote holding Attorney General Eric Holder in contempt for not sharing documents related to a gun-trafficking investigation (22% very closely).

Interest in the presidential election has remained fairly stable over the past few weeks. From June 28-July 1, 32% tracked news about the election very closely.

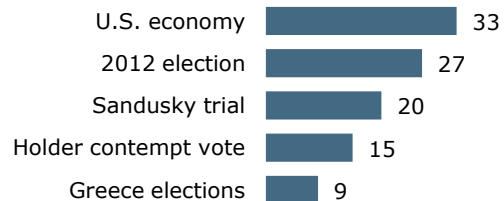
Interest in Health Care Ruling Surpasses Other Recent News

% following each story very closely

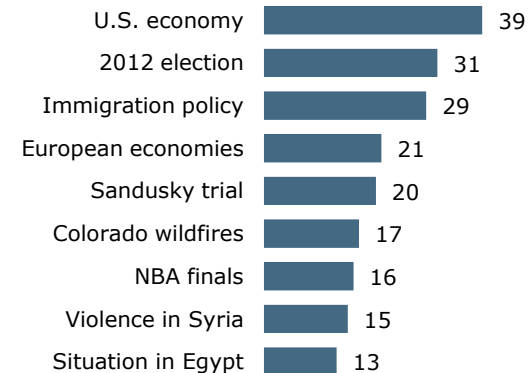
June 28-July 1



June 21-24



June 14-17



PEW RESEARCH CENTER June 14-17, 2012; June 21-24, 2012; June 28-July 1, 2012.

About the News Interest Index

The *News Interest Index* is a weekly survey conducted by the Pew Research Center for the People & the Press aimed at gauging the public's interest in and reaction to major news events. The News Interest Index survey collects data from Thursday through Sunday to gauge public interest in the most covered stories of the week.

Most of the analysis in this report is based on telephone interviews conducted June 28-July 1, 2012, among a national sample of 1,006 adults 18 years of age or older living in the continental United States (627 respondents were interviewed on a landline telephone, and 379 were interviewed on a cell phone, including 185 who had no landline telephone). The survey was conducted under the direction of Princeton Survey Research Associates International. A combination of landline and cell phone random digit dial samples were used; both samples were provided by Survey Sampling International. Interviews were conducted in English. Respondents in the landline sample were selected by randomly asking for the youngest adult male or female who is now at home. Interviews in the cell sample were conducted with the person who answered the phone, if that person was an adult 18 years of age or older.

The combined landline and cell phone sample are weighted using an iterative technique that matches gender, age, education, race, Hispanic origin and region to parameters from the March 2011 Census Bureau's Current Population Survey and population density to parameters from the Decennial Census. The sample is also weighted to match current patterns of telephone status based on extrapolations from the 2011 National Health Interview Survey. The weighting procedure also accounts for the fact that respondents with both landline and cell phones have a greater probability of being included in the combined sample and adjusts for household size within the landline sample. Sampling errors and statistical tests of significance take into account the effect of weighting. The following table shows the sample sizes and the error attributable to sampling that would be expected at the 95% level of confidence for different groups in the survey:

Group	Sample Size	Plus or minus ...
Total sample	1,006	3.6 percentage points
Republicans	297	6.6 percentage points
Democrats	286	6.8 percentage points
Independents	322	6.4 percentage points

Additional analysis based on telephone interviews conducted June 21-24, 2012, among a national sample of 1,002 adults 18 years of age or older living in the continental United States (600 respondents were interviewed on a landline telephone, and 402 were interviewed on a cell phone, including 192 who had no landline telephone). The survey was conducted under the direction of Princeton Survey Research Associates International. A combination of landline and cell phone random digit dial samples were used; both samples were provided by Survey Sampling International. Interviews were conducted in English. Respondents in the landline sample were selected by randomly asking for the youngest adult male or female who is now at home. Interviews in the cell sample were conducted with the person who answered the phone, if that person was an adult 18 years of age or older.

The combined landline and cell phone sample are weighted using an iterative technique that matches gender, age, education, race, Hispanic origin and region to parameters from the March 2011 Census Bureau's Current Population Survey and population density to parameters from the Decennial Census. The sample is also weighted to match current patterns of telephone status based on extrapolations from the 2011 National Health Interview Survey. The weighting procedure also accounts for the fact that respondents with both landline and cell phones have a greater probability of being included in the combined sample and adjusts for household size within the landline sample. Sampling errors and statistical tests of significance take into account the effect of weighting. The following table shows the sample sizes and the error attributable to sampling that would be expected at the 95% level of confidence for different groups in the survey:

Group	Sample Size	Plus or minus ...
Total sample	1,002	3.6 percentage points
Republicans	270	6.9 percentage points
Democrats	334	6.2 percentage points
Independents	296	6.6 percentage points

Analysis also included a survey based on telephone interviews conducted June 14-17, 2012, among a national sample of 1,002 adults 18 years of age or older living in the continental United States (601 respondents were interviewed on a landline telephone, and 401 were interviewed on a cell phone, including 187 who had no landline telephone). The survey was conducted under the direction of Princeton Survey Research Associates International. A combination of landline and cell phone random digit dial samples were used; both samples were provided by Survey Sampling International. Interviews were conducted in English. Respondents in the landline sample were selected by randomly asking for the youngest adult male or female who is now at home. Interviews in the cell sample were conducted with the person who answered the phone, if that person was an adult 18 years of age or older.

The combined landline and cell phone sample are weighted using an iterative technique that matches gender, age, education, race, Hispanic origin and region to parameters from the March 2011 Census Bureau's Current Population Survey and population density to parameters from the Decennial Census. The sample is also weighted to match current patterns of telephone status based on extrapolations from the 2011 National Health Interview Survey. The weighting procedure also accounts for the fact that respondents with both landline and cell phones have a greater probability of being included in the combined sample and adjusts for household size within the landline sample. Sampling errors and statistical tests of significance take into account the effect of weighting. The following table shows the sample sizes and the error attributable to sampling that would be expected at the 95% level of confidence for different groups in the survey:

Group	Sample Size	Plus or minus ...
Total sample	1,002	3.6 percentage points
Republicans	264	7.0 percentage points
Democrats	319	6.4 percentage points
Independents	307	6.5 percentage points

Sample sizes and sampling errors for other subgroups are available upon request.

In addition to sampling error, one should bear in mind that question wording and practical difficulties in conducting surveys can introduce error or bias into the findings of opinion polls.

© Pew Research Center, 2012

PEW RESEARCH CENTER
June 28-July 1, 2012, OMNIBUS
FINAL TOPLINE
N=1,006

ASK ALL:

PEW.1 As I read a list of some stories covered by news organizations this past week, please tell me if you happened to follow each news story very closely, fairly closely, not too closely, or not at all closely. First, **[INSERT ITEM; RANDOMIZE;] [IF NECESSARY "Did you follow [ITEM] very closely, fairly closely, not too closely or not at all closely?"]**

	<u>Very closely</u>	<u>Fairly closely</u>	<u>Not too closely</u>	<u>Not at all closely</u>	(VOL.) DK/Ref
a. Reports about the condition of the U.S. economy					
June 28-July 1, 2012	38	28	15	18	1
June 21-24, 2012	33	32	17	17	*
June 14-17, 2012	39	28	15	17	*
June 7-10, 2012	35	32	15	18	*
May 31-June 3, 2012	37	34	13	14	1
May 24-27, 2012	33	31	19	16	1
May 17-20, 2012	35	30	16	19	*
May 10-13, 2012	40	26	16	17	*
May 3-6, 2012	38	29	13	20	*
April 26-29, 2012	34	32	17	16	1
April 19-22, 2012	35	35	13	14	2
April 12-15, 2012	39	28	16	17	1
April 5-8, 2012	37	31	16	16	1
March 29-April 1, 2012	34	33	15	18	1
March 22-25, 2012	36	29	16	18	1
March 15-18, 2012	40	35	11	14	1
March 8-11, 2012	37	32	14	17	*
March 1-4, 2012	41	27	15	17	1
February 23-26, 2012	37	33	14	15	1
February 16-20, 2012	33	32	16	17	1
February 9-12, 2012	42	30	14	13	1
February 2-5, 2012	38	32	16	13	1
January 26-29, 2012	35	31	16	19	*
January 19-22, 2012	35	30	16	19	1
January 12-15, 2012	33	32	14	20	1
January 5-8, 2012	39	31	15	15	*
December 15-18, 2011	36	32	14	16	1
December 8-11, 2011	41	29	13	16	1
December 1-4, 2011	40	33	13	13	1
November 17-20, 2011	35	33	16	15	1
November 10-13, 2011	39	31	15	14	*
November 3-6, 2011	37	31	15	17	1
October 27-30, 2011	38	33	14	15	1
October 20-23, 2011	38	32	14	16	1
October 13-16, 2011	39	32	14	14	*
October 6-9, 2011	43	28	14	14	1
September 29-October 2, 2011	46	26	14	14	*
September 22-25, 2011	44	33	11	11	*
September 8-11, 2011	40	30	15	14	1
September 1-4, 2011	44	30	11	15	*
August 25-28, 2011	44	28	14	13	1
August 18-21, 2011	44	29	12	14	1
August 4-7, 2011	46	30	11	13	1
July 28-31, 2011	43	30	13	13	*
July 21-24, 2011	41	32	13	13	1
July 14-17, 2011	41	30	14	14	1
July 7-10, 2011	36	30	15	18	1

PEW.1 CONTINUED...

	<u>Very closely</u>	<u>Fairly closely</u>	<u>Not too closely</u>	<u>Not at all closely</u>	(VOL.) DK/Ref
June 30-July 3, 2011	38	32	13	16	1
June 23-26, 2011	37	29	15	19	*
June 16-19, 2011	39	33	14	13	*
June 9-12, 2011	39	30	15	16	1
June 2-5, 2011	35	34	17	14	*
May 19-22, 2011	33	34	17	16	*
May 12-15, 2011	32	32	17	18	2
May 5-8, 2011	40	35	15	9	1
April 21-25, 2011	41	33	12	14	*
April 14-17, 2011	44	30	14	12	1
April 7-10, 2011	46	30	14	10	*
March 31-April 3, 2011	42	31	16	11	0
March 24-27, 2011	36	32	17	15	*
March 17-20, 2011	38	32	17	13	*
March 10-13, 2011	40	30	16	13	*
March 3-6, 2011	37	31	17	13	1
February 24-27, 2011	49	29	11	10	*
February 17-20, 2011	35	33	14	17	*
February 10-13, 2011	36	34	13	16	*
February 3-6, 2011	35	37	14	14	*
January 20-23, 2011	37	33	14	15	1
January 13-16, 2011	37	29	15	18	1
January 6-9, 2011	39	37	11	12	1

[SEE TRENDS FOR PREVIOUS YEARS:](http://www.people-press.org/files/2011/11/NII-Economy-Trends.pdf) <http://www.people-press.org/files/2011/11/NII-Economy-Trends.pdf>

b. Large wildfires in Colorado

June 28-July 1, 2012	27	28	21	23	1
June 14-17, 2012: <i>Wildfires in Colorado and other Western states</i>	17	28	24	32	*
TRENDS FOR COMPARISON:					
September 8-11, 2011: <i>Wildfires in Texas</i>	20	27	25	27	1
June 23-26, 2011: <i>Wildfires in the West and South</i>	21	24	26	28	1
June 9-12, 2011: <i>Wildfires in Arizona</i>	18	27	24	30	*
September 3-6, 2009: <i>Southern California wildfires</i>	22	32	29	16	0
April 24-27, 2009: <i>Wildfires in South Carolina</i>	12	21	29	38	*
November 14-17, 2008: <i>California wildfires</i>	21	28	29	22	*
October 17-20, 2008	15	28	33	24	*
July 11-14, 2008	22	34	28	16	*
October 26-29, 2007	40	41	13	6	*
January 12-15, 2007: <i>Fires in Malibu, California</i>	10	20	31	38	1
November, 2003: <i>California wildfires</i>	38	35	17	9	1
June, 2002: <i>Wildfires in Colorado and other western states</i>	30	36	25	9	*
September, 2001: <i>Wild fires in the west</i>	28	37	24	11	*
December, 1993: <i>Southern California fires</i>	44	39	13	4	*
July, 1990	29	35	24	12	0

c. News about candidates for the 2012 presidential election

June 28-July 1, 2012	32	24	19	25	*
June 21-24, 2012	27	30	17	25	1
June 14-17, 2012	31	30	15	24	*
June 7-10, 2012	30	29	16	25	1
May 31-June 3, 2012	29	28	19	23	1
May 24-27, 2012	32	28	16	24	1

PEW.1 CONTINUED...

	<u>Very closely</u>	<u>Fairly closely</u>	<u>Not too closely</u>	<u>Not at all closely</u>	(VOL.) DK/Ref
May 17-20, 2012	31	26	19	23	*
May 10-13, 2012	34	23	18	24	*
May 3-6, 2012	29	27	19	24	*
April 26-29, 2012	29	29	18	23	1
April 19-22, 2012	29	29	20	20	1
April 12-15, 2012	32	28	16	23	1
April 5-8, 2012	31	27	18	23	*
March 29-April 1, 2012	23	29	21	27	*
March 22-25, 2012	28	28	18	25	1
March 15-18, 2012	28	31	17	24	*
March 8-11, 2012	28	27	21	23	*
March 1-4, 2012	31	24	20	24	1
February 23-26, 2012	28	29	18	24	1
February 16-20, 2012	25	29	19	25	2
February 9-12, 2012	35	25	18	20	1
February 2-5, 2012	30	27	20	21	1
January 26-29, 2012	28	30	21	21	1
January 19-22, 2012	28	30	17	24	*
January 12-15, 2012	29	29	18	23	1
January 5-8, 2012	29	30	16	25	*
December 15-18, 2011	26	24	20	29	1
December 8-11, 2011	27	27	18	28	*
December 1-4, 2011	25	28	20	26	1
November 17-20, 2011	24	31	21	23	1
November 3-6, 2011	22	31	20	26	1
October 27-30, 2011	21	26	21	30	1
October 20-23, 2011	21	28	22	28	1
October 13-16, 2011	26	29	22	23	1
October 6-9, 2011	25	25	23	27	1
September 29-October 2, 2011	27	26	21	25	*
September 22-25, 2011	25	26	23	25	1
September 15-18, 2011	24	28	21	27	1
September 8-11, 2011	22	26	21	31	*
September 1-4, 2011	22	23	22	32	1
August 25-28, 2011	22	22	22	33	1
August 18-21, 2011	27	26	19	28	1
August 11-14, 2011	19	24	20	36	1
August 4-7, 2011	18	21	22	37	1
July 28-31, 2011	17	27	21	35	1
July 21-24, 2011	17	22	28	32	*
July 14-17, 2011	18	26	27	28	1
July 7-10, 2011	16	23	27	33	1
June 30-July 3, 2011	21	28	24	25	2
June 23-26, 2011	19	26	24	31	*
June 16-19, 2011	23	29	23	25	*
June 9-12, 2011	18	30	22	30	1
June 2-5, 2011	21	31	22	26	*
May 26-29, 2011	20	27	24	28	*
May 19-22, 2011	15	27	24	32	1
May 12-15, 2011	15	22	26	35	1
May 5-8, 2011	16	24	27	32	1
April 21-25, 2011	18	26	23	32	1
April 14-17, 2011	20	23	29	27	1
March 24-27, 2011	13	19	26	41	1
March 10-13, 2011	15	21	26	38	0
February 10-13, 2011	16	19	24	40	*
February 3-6, 2011	15	20	23	42	*

[SEE TRENDS FOR PREVIOUS YEARS](http://www.people-press.org/files/2011/11/NII-Election-Trends.pdf): <http://www.people-press.org/files/2011/11/NII-Election-Trends.pdf>

PEW.1 CONTINUED...

	Very <u>closely</u>	Fairly <u>closely</u>	Not too <u>closely</u>	Not at all <u>closely</u>	(VOL.) DK/Ref
d. Political violence in Syria					
June 28-July 1, 2012	13	19	26	42	*
June 14-17, 2012	15	24	21	40	1
May 31-June 3, 2012	12	25	25	37	1
TRENDS FOR COMPARISON:					
April 12-15, 2012: <i>International efforts to stop political violence in Syria</i>	14	23	25	37	1
April 5-8, 2012	15	21	27	37	1
March 15-28, 2012: <i>Political violence in Syria</i>	16	26	27	30	1
March 8-11, 2012	17	23	23	37	1
February 23-26, 2012	18	24	21	35	1
February 9-12, 2012	17	23	23	36	*
January 12-15, 2012	12	17	26	45	1
August 4-7, 2011: <i>Political violence following uprisings in Syria</i>	10	19	26	44	1
May 5-8, 2011	14	27	30	28	1
June 2-5, 2011: <i>Anti-government protests and violence in some Middle Eastern countries</i>	18	25	25	32	*
April 28-May 1, 2011	18	29	25	27	1
February 3-6, 2011: <i>Anti-government protests in Egypt and other Middle Eastern countries</i>	32	35	16	18	*
January 27-30, 2011	17	26	21	35	*
e. The Supreme Court decision on Arizona's immigration law					
June 28-July 1, 2012	29	21	19	30	1
TRENDS FOR COMPARISON:					
July 29-August 1, 2010: <i>A court ruling that stops most of Arizona's immigration law from going into effect</i>	40	32	17	10	1
July 8-11, 2010: <i>The U.S. Justice Department challenging the legality of Arizona's recent immigration law</i>	30	27	19	23	1
July 1-5, 2010: <i>The issue of immigration</i>	34	30	20	14	1
May 7-10, 2010: <i>A new Arizona law that gives police more authority to question people they suspect might be illegal immigrants</i>	38	27	13	21	1
April 30-May 3, 2010	36	31	13	20	*
October 12-15, 2007: <i>The issue of immigration</i>	23	29	19	29	*
June 29-July 2, 2007: <i>The debate in Congress over new immigration policy</i>	26	30	21	23	*
June 22-25, 2007	24	28	22	26	*
June 15-18, 2007	22	32	21	25	*
June 8-11, 2007	24	29	20	26	1
May 24-27, 2007	27	31	22	19	1
April 12-16, 2007: <i>The issue of immigration</i>	21	29	24	26	*
August, 2006	34	40	16	9	1
June, 2006	36	41	15	7	1
May, 2006	44	33	13	9	1
April, 2006	39	34	16	10	1

PEW.1 CONTINUED...

	<u>Very closely</u>	<u>Fairly closely</u>	<u>Not too closely</u>	<u>Not at all closely</u>	(VOL.) DK/Ref
December, 1994: <i>Passage of Proposition 187, the California law that bars education, health and welfare benefits from illegal immigrants and their children</i>	26	32	22	20	*
f. The Supreme Court decision on the 2010 health care law					
June 28-July 1, 2012	45	21	14	19	*
TRENDS FOR COMPARISON:					
March 29-April 1, 2012: <i>Supreme Court hearings about the 2010 health care reform law</i>	29	27	17	27	*
November 17-20, 2011: <i>The U.S. Supreme Court agreeing to hear legal challenges to last year's health care reform law</i>	18	24	24	33	1
February 3-6, 2011: <i>A federal judge ruling that part of the new health care law is unconstitutional</i>	25	28	19	28	1
January 20-23, 2011: <i>News about Republican efforts to repeal last year's health care law</i>	29	29	20	21	1
December 16-19, 2010: <i>A federal judge ruling that parts of the new health care law are unconstitutional</i>	28	24	17	30	1
September 23-26, 2010: <i>News about portions of this year's health care reform law beginning to take effect</i>	37	31	17	14	1
g. The House of Representatives voting to hold Attorney General Eric Holder in contempt for not sharing documents related to a gun-trafficking investigation					
June 28-July 1, 2012	22	15	22	40	1
TRENDS FOR COMPARISON:					
June 21-24, 2012: <i>A Congressional committee voting to hold Attorney General Eric Holder in contempt for not sharing documents related to a gun-trafficking investigation</i>	15	17	18	49	*

ASK ALL:

PEW.2 From what you've read and heard about the Supreme Court's ruling on the 2010 health care law, would you say you strongly approve, approve, disapprove, or strongly disapprove of their decision?

June 28-July 1

2012

14	Strongly approve
22	Approve
21	Disapprove
19	Disapprove strongly
24	Don't know/Refused (VOL.)

ASK ALL:

PEW.3 From what you've read and heard, did the Supreme Court **[READ AND RANDOMIZE]** most of the provisions in the health care law?

June 28-July 1

2012

55	Uphold
15	Reject
30	Don't know/Refused (VOL.)

ASK ALL:

PEW.4 What ONE word best describes your reaction to the Supreme Court's ruling on the health care law? **[IF "DON'T KNOW," PROBE ONCE WITH: It can be anything, just the ONE word that comes to mind...]**

NOTE: The numbers listed represent the number of respondents who offered each response; the numbers are not percentages.

June 28-July 1

2012

65	Disappointed
65	Surprised
46	Good
28	Happy
23	Disgusted
19	Shocked
17	Great
15	Fair
15	Satisfied
12	Approve
12	Disapprove
11	Confused/Confusing/Confusion
11	Okay
10	Appalled
10	Pleased
10	Relief/Relieved
10	Unfair
8	Bad
8	Indifferent
8	Sucks
7	Agree
7	Concerned
7	Outraged/Outrageous
6	Ecstatic
6	Glad
6	Unsurprised
6	Poor
6	Terrible
5	Taxes
5	Undecided

June 28-July 1

2012

5	Upset
5	Worried
4	Amazing/Amazed
4	Anger/Angry
4	Awful
4	Disagree
4	Dislike
4	Excellent
4	Right
4	Stupid
4	Wrong
4	Unconstitutional
4	Unhappy
317	Other
171	Don't know/Refused

PEW RESEARCH CENTER
June 21-24, 2012, OMNIBUS
FINAL TOPLINE
N=1,002

ASK ALL:

PEW.1 As I read a list of some stories covered by news organizations this past week, please tell me if you happened to follow each news story very closely, fairly closely, not too closely, or not at all closely. First, **[INSERT ITEM; RANDOMIZE;] [IF NECESSARY "Did you follow [ITEM] very closely, fairly closely, not too closely or not at all closely?"]**

	<u>Very closely</u>	<u>Fairly closely</u>	<u>Not too closely</u>	<u>Not at all closely</u>	(VOL.) DK/Ref
a. Reports about the condition of the U.S. economy					
June 21-24, 2012	33	32	17	17	*
June 14-17, 2012	39	28	15	17	*
June 7-10, 2012	35	32	15	18	*
May 31-June 3, 2012	37	34	13	14	1
May 24-27, 2012	33	31	19	16	1
May 17-20, 2012	35	30	16	19	*
May 10-13, 2012	40	26	16	17	*
May 3-6, 2012	38	29	13	20	*
April 26-29, 2012	34	32	17	16	1
April 19-22, 2012	35	35	13	14	2
April 12-15, 2012	39	28	16	17	1
April 5-8, 2012	37	31	16	16	1
March 29-April 1, 2012	34	33	15	18	1
March 22-25, 2012	36	29	16	18	1
March 15-18, 2012	40	35	11	14	1
March 8-11, 2012	37	32	14	17	*
March 1-4, 2012	41	27	15	17	1
February 23-26, 2012	37	33	14	15	1
February 16-20, 2012	33	32	16	17	1
February 9-12, 2012	42	30	14	13	1
February 2-5, 2012	38	32	16	13	1
January 26-29, 2012	35	31	16	19	*
January 19-22, 2012	35	30	16	19	1
January 12-15, 2012	33	32	14	20	1
January 5-8, 2012	39	31	15	15	*
December 15-18, 2011	36	32	14	16	1
December 8-11, 2011	41	29	13	16	1
December 1-4, 2011	40	33	13	13	1
November 17-20, 2011	35	33	16	15	1
November 10-13, 2011	39	31	15	14	*
November 3-6, 2011	37	31	15	17	1
October 27-30, 2011	38	33	14	15	1
October 20-23, 2011	38	32	14	16	1
October 13-16, 2011	39	32	14	14	*
October 6-9, 2011	43	28	14	14	1
September 29-October 2, 2011	46	26	14	14	*
September 22-25, 2011	44	33	11	11	*
September 8-11, 2011	40	30	15	14	1
September 1-4, 2011	44	30	11	15	*
August 25-28, 2011	44	28	14	13	1
August 18-21, 2011	44	29	12	14	1
August 4-7, 2011	46	30	11	13	1
July 28-31, 2011	43	30	13	13	*
July 21-24, 2011	41	32	13	13	1
July 14-17, 2011	41	30	14	14	1
July 7-10, 2011	36	30	15	18	1

PEW.1 CONTINUED...

	Very <u>closely</u>	Fairly <u>closely</u>	Not too <u>closely</u>	Not at all <u>closely</u>	(VOL.) DK/Ref
June 30-July 3, 2011	38	32	13	16	1
June 23-26, 2011	37	29	15	19	*
June 16-19, 2011	39	33	14	13	*
June 9-12, 2011	39	30	15	16	1
June 2-5, 2011	35	34	17	14	*
May 19-22, 2011	33	34	17	16	*
May 12-15, 2011	32	32	17	18	2
May 5-8, 2011	40	35	15	9	1
April 21-25, 2011	41	33	12	14	*
April 14-17, 2011	44	30	14	12	1
April 7-10, 2011	46	30	14	10	*
March 31-April 3, 2011	42	31	16	11	0
March 24-27, 2011	36	32	17	15	*
March 17-20, 2011	38	32	17	13	*
March 10-13, 2011	40	30	16	13	*
March 3-6, 2011	37	31	17	13	1
February 24-27, 2011	49	29	11	10	*
February 17-20, 2011	35	33	14	17	*
February 10-13, 2011	36	34	13	16	*
February 3-6, 2011	35	37	14	14	*
January 20-23, 2011	37	33	14	15	1
January 13-16, 2011	37	29	15	18	1
January 6-9, 2011	39	37	11	12	1

SEE TRENDS FOR PREVIOUS YEARS: <http://www.people-press.org/files/2011/11/NII-Economy-Trends.pdf>

b. General elections in Greece

June 21-24, 2012	9	18	22	51	*
------------------	---	----	----	----	---

TRENDS FOR COMPARISON:

June 14-17, 2012: <i>Reports about economic problems in several European countries</i>	21	27	20	32	*
June 7-10, 2012	18	27	21	34	1
May 31-June 3, 2012	17	27	23	33	1
May 17-20, 2012: <i>Political and economic uncertainty in Greece</i>	15	22	22	41	*
May 10-13, 2012: <i>Reports about economic problems in several European countries</i>	17	24	24	34	*
May 3-6, 2012	16	23	24	36	*
February 16-20, 2012: <i>Efforts to deal with the debt crisis in Europe</i>	11	21	23	45	*
January 12-15, 2012	12	23	23	42	1
December 8-11, 2011	14	22	27	37	1
December 1-4, 2011	14	24	25	36	1
November 10-13, 2011: <i>Efforts to deal with the debt crisis in Greece and Italy</i>	15	23	23	38	1
November 3-6, 2011: <i>Efforts to deal with the debt crisis in Greece and other European countries</i>	18	26	21	34	1
October 27-30, 2011	12	27	24	36	*
September 29-October 2, 2011: <i>The debt crisis in Greece and other European countries</i>	15	21	24	39	1
September 15-18, 2011	16	23	24	37	1
August 18-21, 2011: <i>The debate among European leaders on how to address the region's debt crisis</i>	12	21	22	44	1
August 11-14, 2011: <i>Riots in London and other parts of Britain</i>	17	28	21	32	1

PEW.1 CONTINUED...

	Very closely	Fairly closely	Not too closely	Not at all closely	(VOL.) DK/Ref
June 30-July 3, 2011: <i>The financial crisis and violent protests in Greece</i>	14	22	23	39	1
June 16-19, 2011	10	20	25	45	1
May 13-16, 2010: <i>A trillion-dollar bailout package for European governments facing debt problems</i>	21	26	24	28	2
May 7-10, 2010: <i>The financial crisis in Greece and violent protests there</i>	19	23	26	31	*
April 30-May 3, 2010: <i>The financial crisis in Greece</i>	6	15	28	51	1
October, 1998: <i>Financial instability around the world</i>	32	40	19	9	*
September, 1998: <i>Economic and political instability in Russia</i>	18	30	28	24	*
Late August, 1998: <i>Economic problems in Russia</i>	8	22	29	41	*
January, 1998: <i>The deepening financial crisis in many Asian countries</i>	15	25	27	33	*
March, 1995: <i>The financial and political instability in Mexico</i>	12	28	30	29	1
c. News about candidates for the 2012 presidential election					
June 21-24, 2012	27	30	17	25	1
June 14-17, 2012	31	30	15	24	*
June 7-10, 2012	30	29	16	25	1
May 31-June 3, 2012	29	28	19	23	1
May 24-27, 2012	32	28	16	24	1
May 17-20, 2012	31	26	19	23	*
May 10-13, 2012	34	23	18	24	*
May 3-6, 2012	29	27	19	24	*
April 26-29, 2012	29	29	18	23	1
April 19-22, 2012	29	29	20	20	1
April 12-15, 2012	32	28	16	23	1
April 5-8, 2012	31	27	18	23	*
March 29-April 1, 2012	23	29	21	27	*
March 22-25, 2012	28	28	18	25	1
March 15-18, 2012	28	31	17	24	*
March 8-11, 2012	28	27	21	23	*
March 1-4, 2012	31	24	20	24	1
February 23-26, 2012	28	29	18	24	1
February 16-20, 2012	25	29	19	25	2
February 9-12, 2012	35	25	18	20	1
February 2-5, 2012	30	27	20	21	1
January 26-29, 2012	28	30	21	21	1
January 19-22, 2012	28	30	17	24	*
January 12-15, 2012	29	29	18	23	1
January 5-8, 2012	29	30	16	25	*
December 15-18, 2011	26	24	20	29	1
December 8-11, 2011	27	27	18	28	*
December 1-4, 2011	25	28	20	26	1
November 17-20, 2011	24	31	21	23	1
November 3-6, 2011	22	31	20	26	1
October 27-30, 2011	21	26	21	30	1
October 20-23, 2011	21	28	22	28	1
October 13-16, 2011	26	29	22	23	1
October 6-9, 2011	25	25	23	27	1
September 29-October 2, 2011	27	26	21	25	*
September 22-25, 2011	25	26	23	25	1

PEW.1 CONTINUED...

	Very <u>closely</u>	Fairly <u>closely</u>	Not too <u>closely</u>	Not at all <u>closely</u>	(VOL.) DK/Ref
September 15-18, 2011	24	28	21	27	1
September 8-11, 2011	22	26	21	31	*
September 1-4, 2011	22	23	22	32	1
August 25-28, 2011	22	22	22	33	1
August 18-21, 2011	27	26	19	28	1
August 11-14, 2011	19	24	20	36	1
August 4-7, 2011	18	21	22	37	1
July 28-31, 2011	17	27	21	35	1
July 21-24, 2011	17	22	28	32	*
July 14-17, 2011	18	26	27	28	1
July 7-10, 2011	16	23	27	33	1
June 30-July 3, 2011	21	28	24	25	2
June 23-26, 2011	19	26	24	31	*
June 16-19, 2011	23	29	23	25	*
June 9-12, 2011	18	30	22	30	1
June 2-5, 2011	21	31	22	26	*
May 26-29, 2011	20	27	24	28	*
May 19-22, 2011	15	27	24	32	1
May 12-15, 2011	15	22	26	35	1
May 5-8, 2011	16	24	27	32	1
April 21-25, 2011	18	26	23	32	1
April 14-17, 2011	20	23	29	27	1
March 24-27, 2011	13	19	26	41	1
March 10-13, 2011	15	21	26	38	0
February 10-13, 2011	16	19	24	40	*
February 3-6, 2011	15	20	23	42	*

[SEE TRENDS FOR PREVIOUS YEARS:](http://www.people-press.org/files/2011/11/NII-Election-Trends.pdf) <http://www.people-press.org/files/2011/11/NII-Election-Trends.pdf>

- d. The trial of former Penn State football coach Jerry Sandusky on charges that he sexually abused children

June 21-24, 2012	20	28	24	27	1
June 14-17, 2012	20	24	27	29	*
December 15-18, 2011: <i>A sex abuse scandal at Penn State University</i>	22	29	23	25	1
December 8-11, 2011	24	29	24	22	1
November 17-20, 2011: <i>A sex abuse scandal at Penn State University</i>	28	31	21	18	1
November 10-13, 2011: <i>A sex abuse scandal at Penn State University resulting in the firing of the school's president and football coach Joe Paterno</i>	34	29	19	18	1

TRENDS FOR COMPARISON:

August 18-21, 2011: <i>Recent scandals in college football</i>	10	12	17	61	*
September 16-19, 2010: <i>Pope Benedict's visit to Great Britain and his comments on the Catholic Church's handling of sex-abuse scandals</i>	10	16	26	47	1
April 23-26, 2010: <i>Reports about the Vatican's handling of sex-abuse scandals in the Catholic Church</i>	14	28	29	29	*
March 26-29, 2010	17	24	28	30	*
March 19-22, 2010	8	18	31	42	1
June, 2002: <i>Reports of sexual abuses by Catholic priests</i>	38	36	17	8	1
May, 2002: <i>The Pope and American cardinals meeting in Rome about sexual abuse by Catholic priests</i>	27	33	21	18	1

PEW.1 CONTINUED...

	<u>Very closely</u>	<u>Fairly closely</u>	<u>Not too closely</u>	<u>Not at all closely</u>	(VOL.) <u>DK/Ref</u>
Early April, 2002: <i>Reports of sexual abuses by Catholic priests</i>	27	34	25	13	1
December, 1993	18	32	31	18	1
e. A Congressional committee voting to hold Attorney General Eric Holder in contempt for not sharing documents related to a gun- trafficking investigation					
June 21-24, 2012	15	17	18	49	*

PEW.2-PEW.4 HELD FOR FUTURE RELEASE

PEW RESEARCH CENTER
June 14-17, 2012, OMNIBUS
FINAL TOPLINE
N=1,002

ASK ALL:

PEW.1 As I read a list of some stories covered by news organizations this past week, please tell me if you happened to follow each news story very closely, fairly closely, not too closely, or not at all closely. First, **[INSERT ITEM; RANDOMIZE;] [IF NECESSARY "Did you follow [ITEM] very closely, fairly closely, not too closely or not at all closely?"]**

	<u>Very closely</u>	<u>Fairly closely</u>	<u>Not too closely</u>	<u>Not at all closely</u>	(VOL.) DK/Ref
a. Reports about the condition of the					
U.S. economy					
June 14-17, 2012	39	28	15	17	*
June 7-10, 2012	35	32	15	18	*
May 31-June 3, 2012	37	34	13	14	1
May 24-27, 2012	33	31	19	16	1
May 17-20, 2012	35	30	16	19	*
May 10-13, 2012	40	26	16	17	*
May 3-6, 2012	38	29	13	20	*
April 26-29, 2012	34	32	17	16	1
April 19-22, 2012	35	35	13	14	2
April 12-15, 2012	39	28	16	17	1
April 5-8, 2012	37	31	16	16	1
March 29-April 1, 2012	34	33	15	18	1
March 22-25, 2012	36	29	16	18	1
March 15-18, 2012	40	35	11	14	1
March 8-11, 2012	37	32	14	17	*
March 1-4, 2012	41	27	15	17	1
February 23-26, 2012	37	33	14	15	1
February 16-20, 2012	33	32	16	17	1
February 9-12, 2012	42	30	14	13	1
February 2-5, 2012	38	32	16	13	1
January 26-29, 2012	35	31	16	19	*
January 19-22, 2012	35	30	16	19	1
January 12-15, 2012	33	32	14	20	1
January 5-8, 2012	39	31	15	15	*
December 15-18, 2011	36	32	14	16	1
December 8-11, 2011	41	29	13	16	1
December 1-4, 2011	40	33	13	13	1
November 17-20, 2011	35	33	16	15	1
November 10-13, 2011	39	31	15	14	*
November 3-6, 2011	37	31	15	17	1
October 27-30, 2011	38	33	14	15	1
October 20-23, 2011	38	32	14	16	1
October 13-16, 2011	39	32	14	14	*
October 6-9, 2011	43	28	14	14	1
September 29-October 2, 2011	46	26	14	14	*
September 22-25, 2011	44	33	11	11	*
September 8-11, 2011	40	30	15	14	1
September 1-4, 2011	44	30	11	15	*
August 25-28, 2011	44	28	14	13	1
August 18-21, 2011	44	29	12	14	1
August 4-7, 2011	46	30	11	13	1
July 28-31, 2011	43	30	13	13	*
July 21-24, 2011	41	32	13	13	1
July 14-17, 2011	41	30	14	14	1
July 7-10, 2011	36	30	15	18	1
June 30-July 3, 2011	38	32	13	16	1
June 23-26, 2011	37	29	15	19	*

PEW.1 CONTINUED...

	<u>Very closely</u>	<u>Fairly closely</u>	<u>Not too closely</u>	<u>Not at all closely</u>	(VOL.) <u>DK/Ref</u>
June 16-19, 2011	39	33	14	13	*
June 9-12, 2011	39	30	15	16	1
June 2-5, 2011	35	34	17	14	*
May 19-22, 2011	33	34	17	16	*
May 12-15, 2011	32	32	17	18	2
May 5-8, 2011	40	35	15	9	1
April 21-25, 2011	41	33	12	14	*
April 14-17, 2011	44	30	14	12	1
April 7-10, 2011	46	30	14	10	*
March 31-April 3, 2011	42	31	16	11	0
March 24-27, 2011	36	32	17	15	*
March 17-20, 2011	38	32	17	13	*
March 10-13, 2011	40	30	16	13	*
March 3-6, 2011	37	31	17	13	1
February 24-27, 2011	49	29	11	10	*
February 17-20, 2011	35	33	14	17	*
February 10-13, 2011	36	34	13	16	*
February 3-6, 2011	35	37	14	14	*
January 20-23, 2011	37	33	14	15	1
January 13-16, 2011	37	29	15	18	1
January 6-9, 2011	39	37	11	12	1

[SEE TRENDS FOR PREVIOUS YEARS:](http://www.people-press.org/files/2011/11/NII-Economy-Trends.pdf) <http://www.people-press.org/files/2011/11/NII-Economy-Trends.pdf>

b. Political violence in Syria

June 14-17, 2012	15	24	21	40	1
May 31-June 3, 2012	12	25	25	37	1

TRENDS FOR COMPARISON:

April 12-15, 2012: <i>International efforts to stop political violence in Syria</i>	14	23	25	37	1
April 5-8, 2012	15	21	27	37	1
March 15-28, 2012: <i>Political violence in Syria</i>	16	26	27	30	1
March 8-11, 2012	17	23	23	37	1
February 23-26, 2012	18	24	21	35	1
February 9-12, 2012	17	23	23	36	*
January 12-15, 2012	12	17	26	45	1
August 4-7, 2011: <i>Political violence following uprisings in Syria</i>	10	19	26	44	1
May 5-8, 2011	14	27	30	28	1
June 2-5, 2011: <i>Anti-government protests and violence in some Middle Eastern countries</i>	18	25	25	32	*
April 28-May 1, 2011	18	29	25	27	1
February 3-6, 2011: <i>Anti-government protests in Egypt and other Middle Eastern countries</i>	32	35	16	18	*
January 27-30, 2011	17	26	21	35	*

c. Reports about economic problems in several European countries

June 14-17, 2012	21	27	20	32	*
June 7-10, 2012	18	27	21	34	1
May 31-June 3, 2012	17	27	23	33	1

TRENDS FOR COMPARISON:

May 17-20, 2012: <i>Political and economic uncertainty in Greece</i>	15	22	22	41	*
May 10-13, 2012: <i>Reports about economic problems in several European countries</i>	17	24	24	34	*
May 3-6, 2012	16	23	24	36	*

PEW.1 CONTINUED...

	Very closely	Fairly closely	Not too closely	Not at all closely	(VOL.) DK/Ref
February 16-20, 2012: <i>Efforts to deal with the debt crisis in Europe</i>	11	21	23	45	*
January 12-15, 2012	12	23	23	42	1
December 8-11, 2011	14	22	27	37	1
December 1-4, 2011	14	24	25	36	1
November 10-13, 2011: <i>Efforts to deal with the debt crisis in Greece and Italy</i>	15	23	23	38	1
November 3-6, 2011: <i>Efforts to deal with the debt crisis in Greece and other European countries</i>	18	26	21	34	1
October 27-30, 2011	12	27	24	36	*
September 29-October 2, 2011: <i>The debt crisis in Greece and other European countries</i>	15	21	24	39	1
September 15-18, 2011	16	23	24	37	1
August 18-21, 2011: <i>The debate among European leaders on how to address the region's debt crisis</i>	12	21	22	44	1
August 11-14, 2011: <i>Riots in London and other parts of Britain</i>	17	28	21	32	1
June 30-July 3, 2011: <i>The financial crisis and violent protests in Greece</i>	14	22	23	39	1
June 16-19, 2011	10	20	25	45	1
May 13-16, 2010: <i>A trillion-dollar bailout package for European governments facing debt problems</i>	21	26	24	28	2
May 7-10, 2010: <i>The financial crisis in Greece and violent protests there</i>	19	23	26	31	*
April 30-May 3, 2010: <i>The financial crisis in Greece</i>	6	15	28	51	1
October, 1998: <i>Financial instability around the world</i>	32	40	19	9	*
September, 1998: <i>Economic and political instability in Russia</i>	18	30	28	24	*
Late August, 1998: <i>Economic problems in Russia</i>	8	22	29	41	*
January, 1998: <i>The deepening financial crisis in many Asian countries</i>	15	25	27	33	*
March, 1995: <i>The financial and political instability in Mexico</i>	12	28	30	29	1
d. News about candidates for the 2012 presidential election					
June 14-17, 2012	31	30	15	24	*
June 7-10, 2012	30	29	16	25	1
May 31-June 3, 2012	29	28	19	23	1
May 24-27, 2012	32	28	16	24	1
May 17-20, 2012	31	26	19	23	*
May 10-13, 2012	34	23	18	24	*
May 3-6, 2012	29	27	19	24	*
April 26-29, 2012	29	29	18	23	1
April 19-22, 2012	29	29	20	20	1
April 12-15, 2012	32	28	16	23	1
April 5-8, 2012	31	27	18	23	*
March 29-April 1, 2012	23	29	21	27	*
March 22-25, 2012	28	28	18	25	1
March 15-18, 2012	28	31	17	24	*
March 8-11, 2012	28	27	21	23	*
March 1-4, 2012	31	24	20	24	1

PEW.1 CONTINUED...

	Very <u>closely</u>	Fairly <u>closely</u>	Not too <u>closely</u>	Not at all <u>closely</u>	(VOL.) DK/Ref
February 23-26, 2012	28	29	18	24	1
February 16-20, 2012	25	29	19	25	2
February 9-12, 2012	35	25	18	20	1
February 2-5, 2012	30	27	20	21	1
January 26-29, 2012	28	30	21	21	1
January 19-22, 2012	28	30	17	24	*
January 12-15, 2012	29	29	18	23	1
January 5-8, 2012	29	30	16	25	*
December 15-18, 2011	26	24	20	29	1
December 8-11, 2011	27	27	18	28	*
December 1-4, 2011	25	28	20	26	1
November 17-20, 2011	24	31	21	23	1
November 3-6, 2011	22	31	20	26	1
October 27-30, 2011	21	26	21	30	1
October 20-23, 2011	21	28	22	28	1
October 13-16, 2011	26	29	22	23	1
October 6-9, 2011	25	25	23	27	1
September 29-October 2, 2011	27	26	21	25	*
September 22-25, 2011	25	26	23	25	1
September 15-18, 2011	24	28	21	27	1
September 8-11, 2011	22	26	21	31	*
September 1-4, 2011	22	23	22	32	1
August 25-28, 2011	22	22	22	33	1
August 18-21, 2011	27	26	19	28	1
August 11-14, 2011	19	24	20	36	1
August 4-7, 2011	18	21	22	37	1
July 28-31, 2011	17	27	21	35	1
July 21-24, 2011	17	22	28	32	*
July 14-17, 2011	18	26	27	28	1
July 7-10, 2011	16	23	27	33	1
June 30-July 3, 2011	21	28	24	25	2
June 23-26, 2011	19	26	24	31	*
June 16-19, 2011	23	29	23	25	*
June 9-12, 2011	18	30	22	30	1
June 2-5, 2011	21	31	22	26	*
May 26-29, 2011	20	27	24	28	*
May 19-22, 2011	15	27	24	32	1
May 12-15, 2011	15	22	26	35	1
May 5-8, 2011	16	24	27	32	1
April 21-25, 2011	18	26	23	32	1
April 14-17, 2011	20	23	29	27	1
March 24-27, 2011	13	19	26	41	1
March 10-13, 2011	15	21	26	38	0
February 10-13, 2011	16	19	24	40	*
February 3-6, 2011	15	20	23	42	*

[SEE TRENDS FOR PREVIOUS YEARS:](http://www.people-press.org/files/2011/11/NII-Election-Trends.pdf) <http://www.people-press.org/files/2011/11/NII-Election-Trends.pdf>

- e. The trial of former Penn State football coach Jerry Sandusky on charges that he sexually abused children

June 14-17, 2012	20	24	27	29	*
December 15-18, 2011: <i>A sex abuse scandal at Penn State University</i>	22	29	23	25	1
December 8-11, 2011	24	29	24	22	1

PEW.1 CONTINUED...

	Very closely	Fairly closely	Not too closely	Not at all closely	(VOL.) DK/Ref
November 17-20, 2011: <i>A sex abuse scandal at Penn State University</i>	28	31	21	18	1
November 10-13, 2011: <i>A sex abuse scandal at Penn State University resulting in the firing of the school's president and football coach Joe Paterno</i>	34	29	19	18	1
TRENDS FOR COMPARISON:					
August 18-21, 2011: <i>Recent scandals in college football</i>	10	12	17	61	*
September 16-19, 2010: <i>Pope Benedict's visit to Great Britain and his comments on the Catholic Church's handling of sex-abuse scandals</i>	10	16	26	47	1
April 23-26, 2010: <i>Reports about the Vatican's handling of sex-abuse scandals in the Catholic Church</i>	14	28	29	29	*
March 26-29, 2010	17	24	28	30	*
March 19-22, 2010	8	18	31	42	1
June, 2002: <i>Reports of sexual abuses by Catholic priests</i>	38	36	17	8	1
May, 2002: <i>The Pope and American cardinals meeting in Rome about sexual abuse by Catholic priests</i>	27	33	21	18	1
Early April, 2002: <i>Reports of sexual abuses by Catholic priests</i>	27	34	25	13	1
December, 1993	18	32	31	18	1
f. The NBA Finals					
June 14-17, 2012	16	9	16	59	*
June 2-5, 2011	14	12	14	60	*
June 10-13, 2010	15	13	15	56	1
June 5-8, 2009	13	9	12	67	*
TRENDS FOR COMPARISON:					
June 20-23, 2008: <i>The Boston Celtics winning the NBA Finals</i>	18	17	22	42	1
g. Wildfires in Colorado and other Western states					
June 14-17, 2012	17	28	24	32	*
TRENDS FOR COMPARISON:					
September 8-11, 2011: <i>Wildfires in Texas</i>	20	27	25	27	1
June 23-26, 2011: <i>Wildfires in the West and South</i>	21	24	26	28	1
June 9-12, 2011: <i>Wildfires in Arizona</i>	18	27	24	30	*
September 3-6, 2009: <i>Southern California wildfires</i>	22	32	29	16	0
April 24-27, 2009: <i>Wildfires in South Carolina</i>	12	21	29	38	*
November 14-17, 2008: <i>California wildfires</i>	21	28	29	22	*
October 17-20, 2008	15	28	33	24	*
July 11-14, 2008	22	34	28	16	*
October 26-29, 2007	40	41	13	6	*
January 12-15, 2007: <i>Fires in Malibu, California</i>	10	20	31	38	1
November, 2003: <i>California wildfires</i>	38	35	17	9	1
June, 2002: <i>Wildfires in Colorado and other western states</i>	30	36	25	9	*
September, 2001: <i>Wild fires in the west</i>	28	37	24	11	*
December, 1993: <i>Southern California fires</i>	44	39	13	4	*

PEW.1 CONTINUED...

	Very <u>closely</u>	Fairly <u>closely</u>	Not too <u>closely</u>	Not at all <u>closely</u>	(VOL.) DK/Ref
July, 1990	29	35	24	12	0
h. The political situation in Egypt					
June 14-17, 2012	13	20	24	42	*
TRENDS FOR COMPARISON:					
May 24-27, 2012: <i>The presidential election in Egypt</i>	4	15	22	57	1
December 1-4, 2011: <i>The recent elections in Egypt</i>	7	16	28	48	*
February 17-20, 2011: <i>News about the situation in Egypt</i>	34	32	17	16	1
February 10-13, 2011: <i>Anti-government protests in Egypt and the resignation of President Hosni Mubarak</i>	39	31	14	15	1
February 3-6, 2011: <i>Anti-government protests in Egypt and other Middle Eastern countries</i>	32	35	16	18	*
January 27-30, 2011	17	26	21	35	*
i. A new Obama Administration policy that allows most young adults who came to the U.S. illegally as children to remain in this country					
June 15-17, 2012 ¹	29	24	19	27	1
TRENDS FOR COMPARISON:					
April 26-29, 2012: <i>The issue of immigration</i>	21	24	26	27	1
May 12-15, 2011	18	22	27	32	1
September 2-6, 2010	30	31	19	20	1
August 12-15, 2010	27	31	19	21	1
July 29-August 1, 2010: <i>A court ruling that stops most of Arizona's immigration law from going into effect</i>	40	32	17	10	1
July 8-11, 2010: <i>The U.S. Justice Department challenging the legality of Arizona's recent immigration law</i>	30	27	19	23	1
July 1-5, 2010: <i>The issue of immigration</i>	34	30	20	14	1
May 7-10, 2010: <i>A new Arizona law that gives police more authority to question people they suspect might be illegal immigrants</i>	38	27	13	21	1
April 30-May 3, 2010	36	31	13	20	*
October 12-15, 2007: <i>The issue of immigration</i>	23	29	19	29	*
June 29-July 2, 2007: <i>The debate in Congress over new immigration policy</i>	26	30	21	23	*
June 22-25, 2007	24	28	22	26	*
June 15-18, 2007	22	32	21	25	*
June 8-11, 2007	24	29	20	26	1
May 24-27, 2007	27	31	22	19	1
April 12-16, 2007: <i>The issue of immigration</i>	21	29	24	26	*
August, 2006	34	40	16	9	1
June, 2006	36	41	15	7	1
May, 2006	44	33	13	9	1

¹ This question was asked in Friday-Sunday interviews (June 15-17, 2012). N=935.

PEW.1 CONTINUED...

	<u>Very closely</u>	<u>Fairly closely</u>	<u>Not too closely</u>	<u>Not at all closely</u>	(VOL.) <u>DK/Ref</u>
April, 2006	39	34	16	10	1
December, 1994: <i>Passage of Proposition 187, the California law that bars education, health and welfare benefits from illegal immigrants and their children</i>	26	32	22	20	*

PEW.2-PEW.3 HELD FOR FUTURE RELEASE