



THE PEW RESEARCH CENTER
For The People & The Press

NEWS Release
1615 L Street, N.W., Suite 700
Washington, D.C. 20036
Tel (202) 419-4350
Fax (202) 419-4399

FOR IMMEDIATE RELEASE:
Wednesday, August 25, 2010

FOR FURTHER INFORMATION:
Andrew Kohut, Director
Michael Remez, Senior Writer

More Republicans than Democrats Track Mosque Story Mosque Debate Tops Coverage, But Not News Interest

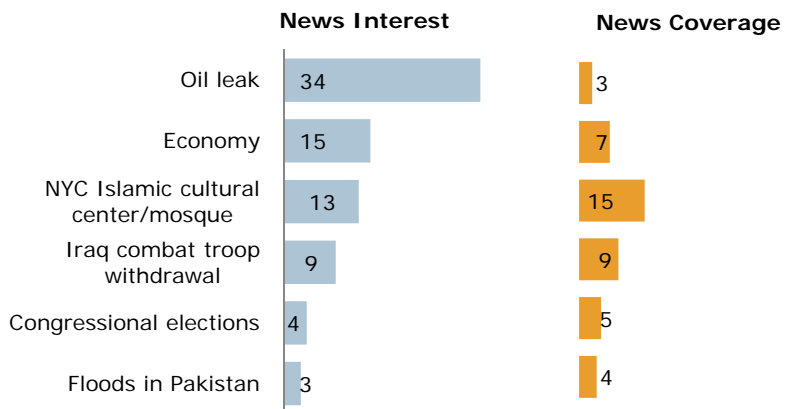
While the media focused on the emotionally-charged debate over plans to build an Islamic mosque and cultural center near the World Trade Center site in New York City last week, the public continued to track the Gulf oil leak.

About a third of the public (34%) says they followed news about the oil leak more closely than other major stories, 15% say they followed news about the economy most closely and 13% say they focused most closely on the

mosque debate, according to the latest weekly News Interest Index survey, conducted Aug 19-22 by the Pew Research Center for the People & the Press among 1,003 adults. Another 9% say their top story was the withdrawal of the last U.S. combat forces from Iraq.

The controversy over the Islamic center accounted for 15% of news coverage, according to a separate analysis by the Pew Research Center's Project for Excellence in Journalism (PEJ), making it the most reported story of the week. The war in Iraq and the withdrawal of U.S. combat forces accounted for 9% of the newshole, making it the second most reported story; economic news accounted for 7%. News about the oil leak took up just 3%

News Interest vs. Coverage



News interest shows the percentage of people who say they followed this story most closely, Pew Research Center for the People & the Press, August 19-22, 2010. News coverage shows the percentage of news coverage devoted to each story, Pew Research Center's Project for Excellence in Journalism, August 16-22, 2010.

of coverage. The public's continued high interest likely reflects the perceived importance of the story.

Partisan Divide in Interest In Mosque

Republicans, Democrats and independents show comparable levels of interest in the Gulf oil leak and the economy, but Republicans express greater interest in the debate over the Islamic center in New York City and in the 2010 Congressional elections.

Republicans Following Mosque, 2010 Elections More Closely

<i>% very closely</i>	Total	Rep	Dem	Ind	R-D diff
NYC mosque	31	44	28	28	+16
2010 Congressional elections	19	27	16	17	+11
Economy	39	46	40	39	+6
Gulf oil leak	41	42	47	38	-5
Withdrawal of combat troops from Iraq	31	35	32	29	+3
Pakistan flooding	11	11	13	10	-2

PEW RESEARCH CENTER August 19-22, 2010.
 Figures may not add to 100% because of rounding.

In total, 31% of the public says they followed news about the mosque debate very closely last week. More than four-in-ten Republicans (44%) say this, compared with 28% each of Democrats and independents.

A separate Pew Research analysis this week, based on questions included in the same survey, found about half of the public (51%) says they agree more with those who object to the building of the center than those who think the center should be allowed to be built (34%). Republicans are more likely to side with those who oppose building the center (74%) than are independents (50%) or Democrats (39%). (See: [*Public Remains Conflicted over Islam*](#))

Those who say they followed the story more closely are also more likely to side with those who oppose building the Islamic center near the site of the World Trade Center towers. Six-in-ten of those who followed the story very or fairly closely say they agree more with those who object to building the center, while 29% agree more with those who think the center should be allowed to be built; 11% offer no opinion. Among those following the story "not too closely" or not at all, opinion is divided: 40% say they agree more with opponents, 40% say they agree more with those who say the center should be built; 20% offer no opinion.

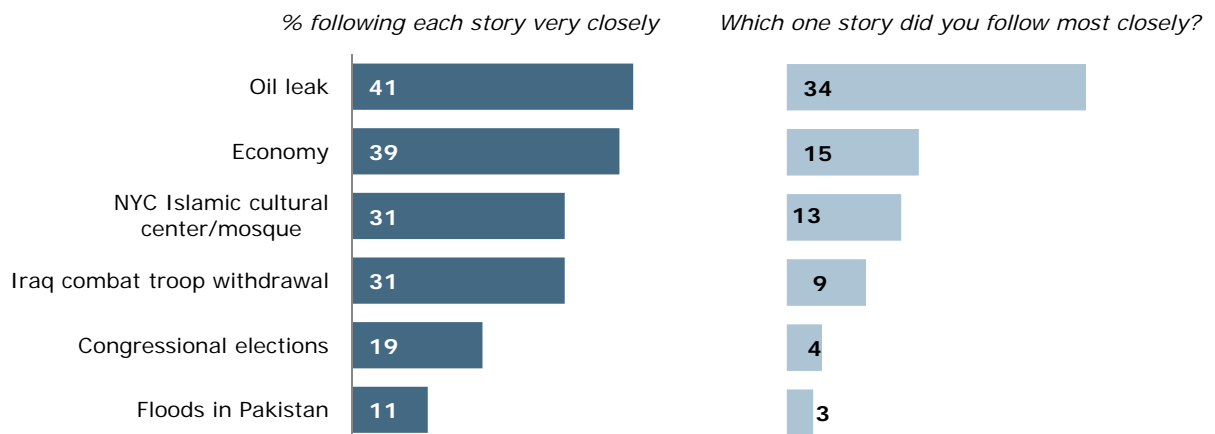
Looking at the mid-term elections, about two-in-ten (19%) say they followed news about this year's elections very closely last week. More than a quarter of Republicans (27%) say they followed these stories very closely, compared with 16% of Democrats and 17% of independents. Just 4% say they followed news about the Congressional elections more closely than other major news stories. News about the elections accounted for 5% of coverage, according to PEJ.

On other stories, there is little difference among partisan groups. Looking at the public as a whole, 31% say they followed news about the withdrawal of combat troops from Iraq very closely. That includes 35% of Republicans, 32% of Democrats and 29% of independents.

About four-in-ten say they very closely followed the oil leak in the Gulf of Mexico (41%) and reports about the condition of the economy (39%). Again, the partisan differences are not significant.

Overall, about one-in-ten (11%) say they followed news about the floods in Pakistan very closely; 3% say this was the news they followed most closely. Partisans showed about the same level of interest. The floods made up 4% of coverage this week.

Measuring News Interest



PEW RESEARCH CENTER August 19-22, 2010.

Public Widely Aware of Tainted Egg Recall

More than three quarters of the public say they heard at least a little last week about the recall of hundreds of millions of eggs after an outbreak of salmonella. Four-in-ten heard a lot about this, while 37% heard a little. Just more than two-in-ten (22%) say they heard nothing at all.

Half of those 50 and older say they heard a lot about the recall, compared with just a third (33%) of those 18 to 49.

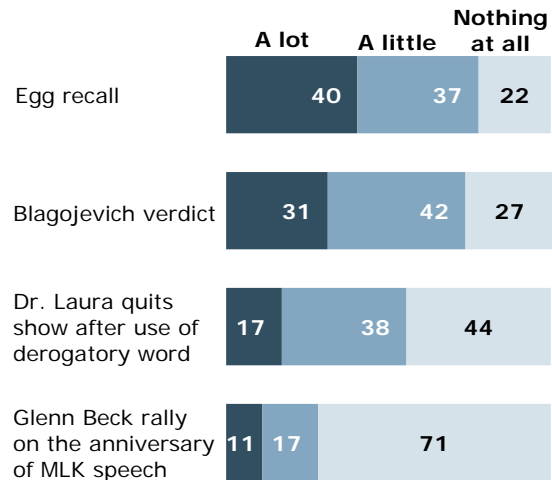
About three-in-ten (31%) say they heard a lot about the verdict in the corruption trial of former Illinois Gov. Rod Blagojevich. Another 42% say they heard a little about a federal jury convicting

Blagojevich on one count of lying to the FBI but deadlocking on the other charges. About a quarter (27%) say they heard nothing at all about this story.

Fewer than two-in-ten (17%) say they heard a lot about Dr. Laura Schlessinger announcing she will end her radio show after controversy over her use of a derogatory racial term. Close to four-in-ten (38%) say they heard a little about this, but 44% say they heard nothing at all.

Just 11% said they heard a lot about Glenn Beck's rally planned for Aug. 28 in Washington, D.C., on the anniversary of Martin Luther King's famous speech from the steps of the Lincoln Memorial. Another 17% say they heard a little about this, but 71% say they heard nothing at all.

Most Have Heard About Egg Recall



PEW RESEARCH CENTER August 19-22, 2010.
Don't know responses not shown.

These findings are based on the most recent installment of the weekly News Interest Index, an ongoing project of the Pew Research Center for the People & the Press. The index, building on the Center's longstanding research into public attentiveness to major news stories, examines news interest as it relates to the news media's coverage. The weekly survey is conducted in conjunction with The Project for Excellence in Journalism's News Coverage Index, which monitors the news reported by major newspaper, television, radio and online news outlets on an ongoing basis. In the most recent week, data relating to news coverage were collected August 16-22, and survey data measuring public interest in the top news stories of the week were collected August 19-22, from a nationally representative sample of 1,003 adults.

About the News Interest Index

The *News Interest Index* is a weekly survey conducted by the Pew Research Center for the People & the Press aimed at gauging the public's interest in and reaction to major news events. This project has been undertaken in conjunction with the Project for Excellence in Journalism's *News Coverage Index*, an ongoing content analysis of the news. The News Coverage Index catalogues the news from top news organizations across five major sectors of the media: newspapers, network television, cable television, radio and the internet. Each week (from Monday through Sunday) PEJ compiles this data to identify the top stories for the week. (For more information about the Project for Excellence in Journalism's News Coverage Index, go to www.journalism.org.) The News Interest Index survey collects data from Thursday through Sunday to gauge public interest in the most covered stories of the week.

Results for this survey are based on telephone interviews conducted under the direction of Princeton Survey Research Associates International among a national sample of 1,003 adults living in the continental United States, 18 years of age or older, from August 19-22, 2010 (672 respondents were interviewed on a landline telephone, and 331 were interviewed on a cell phone, including 120 who had no landline telephone). Both the landline and cell phone samples were provided by Survey Sampling International. Interviews were conducted in English.

The combined landline and cell phone sample are weighted using an iterative technique that matches gender, age, education, race, Hispanic origin, region, and population density to parameters from the March 2009 Census Bureau's Current Population Survey. The sample is also weighted to match current patterns of telephone status based on extrapolations from the 2009 National Health Interview Survey. The weighting procedure also accounts for the fact that respondents with both landline and cell phones have a greater probability of being included in the combined sample and adjusts for household size within the landline sample. Sampling errors and statistical tests of significance take into account the effect of weighting. The following table shows the error attributable to sampling that would be expected at the 95% level of confidence for different groups in the survey:

Group	Sample Size	Plus or minus ...
Total sample	1,003	4.0 percentage points
Republicans	246	7.5 percentage points
Democrats	303	7.0 percentage points
Independents	370	6.5 percentage points

In addition to sampling error, one should bear in mind that question wording and practical difficulties in conducting surveys can introduce error or bias into the findings of opinion polls.

About the Pew Research Center for the People & the Press

The Pew Research Center for the People & the Press is an independent opinion research group that studies attitudes toward the press, politics and public policy issues. We are sponsored by The Pew Charitable Trusts and are one of seven projects that make up the Pew Research Center, a nonpartisan "fact tank" that provides information on the issues, attitudes and trends shaping America and the world.

The Center's purpose is to serve as a forum for ideas on the media and public policy through public opinion research. In this role it serves as an important information resource for political leaders, journalists, scholars, and public interest organizations. All of our current survey results are made available free of charge.

All of the Center's research and reports are collaborative products based on the input and analysis of the entire Center staff consisting of:

Andrew Kohut, Director

Scott Keeter, Director of Survey Research

Carroll Doherty and Michael Dimock, Associate Directors

Michael Remez, Senior Writer

Leah Christian and Jocelyn Kiley, Senior Researchers

Robert Suls, Shawn Neidorf, and Alec Tyson, Research Associates

Jacob Poushter, Research Analyst

Mattie Ressler, Research Assistant

For more information about the Pew Research Center for the People & the Press' weekly News Interest Index, go to www.people-press.org.

© Pew Research Center, 2010

PEW RESEARCH CENTER NEWS INTEREST INDEX
AUGUST 19-22, 2010 OMNIBUS
FINAL TOPLINE
N=1003

ASK ALL:

PEW.1 As I read a list of some stories covered by news organizations this past week, please tell me if you happened to follow each news story very closely, fairly closely, not too closely, or not at all closely. First, **[INSERT ITEM; RANDOMIZE] [IF NECESSARY "Did you follow [ITEM] very closely, fairly closely, not too closely or not at all closely?"]**

	<u>Very closely</u>	<u>Fairly closely</u>	<u>Not too closely</u>	<u>Not at all closely</u>	(VOL.) DK/Ref
a. Reports about the condition of the U.S. economy					
August 19-22, 2010	39	31	14	15	1
August 5-8, 2010	39	33	14	13	1
July 29-August 1, 2010	51	33	11	5	*
July 22-25, 2010	46	33	14	6	1
July 15-18, 2010	37	33	14	15	1
July 8-11, 2010	36	33	15	16	*
July 1-5, 2010	48	30	13	8	*
June 24-27, 2010	37	37	15	11	1
June 17-20, 2010	38	34	15	13	*
June 10-13, 2010	39	35	17	9	*
June 3-6, 2010	35	33	16	14	1
May 27-30, 2010	43	29	13	15	*
May 20-23, 2010	40	35	13	11	*
May 13-16, 2010	49	32	11	8	1
May 7-10, 2010	42	34	11	12	*
April 30-May 3, 2010	32	37	17	14	1
April 23-26, 2010	42	31	13	14	*
April 16-19, 2010	40	32	14	14	0
April 9-12, 2010	40	32	15	13	*
April 1-5, 2010	33	34	14	19	*
March 19-22, 2010	41	32	14	13	*
March 12-15, 2010	41	35	12	12	*
March 5-8, 2010	40	34	12	13	*
February 26-March 1, 2010	31	33	17	19	*
February 19-22, 2010	38	34	15	12	*
February 12-15, 2010	35	34	15	16	*
February 5-8, 2010	43	36	13	9	*
January 29-February 1, 2010	45	32	13	10	*
January 22-25, 2010	41	34	14	10	*
January 15-18, 2010	37	38	14	11	*
January 8-11, 2010	39	33	15	12	*
December 18-21, 2009	45	31	14	10	0
December 11-14, 2009	42	31	14	13	*
December 4-7, 2009	41	36	13	9	1
November 13-16, 2009	38	33	14	15	*
October 30-November 2, 2009	34	32	17	16	*
October 23-26, 2009	44	30	15	10	1
October 9-12, 2009	41	29	16	13	*
October 2-5, 2009	44	30	15	11	0
September 25-28, 2009	44	37	10	10	*
September 18-21, 2009	44	34	15	7	*
September 11-14, 2009	45	32	14	9	*
September 3-6, 2009	41	31	15	13	*
August 28-31, 2009	45	30	13	12	1
August 21-24, 2009	50	27	13	10	1
August 14-17, 2009	41	37	11	12	*
August 7-10, 2009	42	34	13	10	*

PEW.1 CONTINUED...

	<u>Very closely</u>	<u>Fairly closely</u>	<u>Not too closely</u>	<u>Not at all closely</u>	(VOL.) <u>DK/Ref</u>
July 31-August 3, 2009	46	34	11	8	*
July 24-27, 2009	45	35	12	8	*
July 17-20, 2009	43	35	11	11	1
July 10-13, 2009	37	38	13	11	*
July 2-5, 2009	38	35	15	12	*
June 19-22, 2009	42	33	15	10	*
June 12-15, 2009	41	35	12	12	*
June 5-8, 2009	41	34	11	14	*
May 29-June 1, 2009	43	37	11	8	*
May 21-24, 2009	44	35	13	9	*
May 15-18, 2009	44	35	12	8	*
May 8-11, 2009	42	34	12	12	*
May 1-4, 2009	47	36	11	5	1
April 17-20, 2009	52	30	10	7	1
April 9-13, 2009	48	29	13	10	0
March 27-30, 2009	48	32	10	10	*
March 20-23, 2009	52	34	8	6	*
March 13-16, 2009	48	33	9	10	*
February 27-March 2, 2009	56	30	8	6	*
February 13-16, 2009	55	29	10	6	*
January 30-February 2, 2009	52	31	12	5	*
January 23-26, 2009	57	30	8	5	0
January 16-19, 2009	43	35	13	9	*
January 2-4, 2009	42	36	15	7	*
December 12-15, 2008	51	33	9	7	*
December 5-8, 2008	42	38	13	7	*
November 21-24, 2008	59	24	9	8	*
November 14-17, 2008	56	29	9	6	*
November 7-10, 2008	54	31	8	7	*
October 31-November 3, 2008	63	27	6	4	*
October 24-27, 2008	52	35	7	5	1
October 17-20, 2008	62	29	6	3	*
October 10-13, 2008	65	25	7	3	*
October 3-6, 2008	69	23	5	3	*
September 26-29, 2008	70	22	5	3	*
September 19-22, 2008	56	27	12	5	*
September 5-8, 2008	44	33	16	7	*
August 29-31, 2008	41	34	13	11	1
August 15-18, 2008	39	36	15	10	*
August 8-11, 2008	39	35	16	10	*
August 1-4, 2008	47	34	11	8	0
July 25-28, 2008	46	32	10	12	*
July 18-21, 2008	45	33	13	9	*
July 11-14, 2008	44	33	12	10	1
June 27-30, 2008	49	31	12	7	1
June 13-16, 2008	42	33	14	11	*
May 9-12, 2008	45	31	13	11	*
May 2-5, 2008	43	31	15	10	1
April 18-21, 2008	41	35	13	10	1
April 4-7, 2008	39	37	12	12	*
March 28-31, 2008	42	36	14	8	*
March 20-24, 2008	45	33	13	9	*
February 29-March 3, 2008	38	35	15	11	1
February 15-18, 2008	37	36	11	16	8
February 1-4, 2008	40	37	14	8	1
January 18-21, 2008	42	31	16	11	*
January 11-14, 2008	36	32	15	16	1
November 2-5, 2007	27	37	16	19	1

PEW.1 CONTINUED...

	<u>Very closely</u>	<u>Fairly closely</u>	<u>Not too closely</u>	<u>Not at all closely</u>	(VOL.) <u>DK/Ref</u>
October 19-22, 2007	25	34	20	21	*
August 10-13, 2007	28	36	18	18	*
Mid-November, 2006	31	40	17	11	1
December, 2005	35	35	18	11	1
Early November, 2005	35	39	17	9	*
Mid-May, 2005	30	39	19	11	1
January, 2005	35	41	17	7	*
Mid-October, 2004	30	43	16	10	1
Early September, 2004	39	34	15	11	1
Mid-January, 2004	37	41	15	7	*
December, 2003	35	38	14	11	2
November, 2003	40	34	15	10	1
October, 2003	32	39	16	12	1
September, 2003	39	30	18	12	1
March, 2003	40	35	16	8	1
February, 2003	42	33	15	10	*
December, 2002	38	34	17	10	1
February, 2002	35	40	15	9	1
January, 2002	30	44	16	9	1
December, 2001	37	40	13	8	2
Mid-November, 2001	41	36	15	7	1
June, 2001	24	41	18	16	1
May, 2001	34	36	15	15	0
April, 2001	36	34	16	13	1
February, 2001	30	39	18	12	1
January, 2001	32	38	17	11	2
June, 1995	26	41	22	11	*
March, 1995	27	45	19	9	*
February, 1995	23	41	22	13	1
December, 1994	28	43	20	9	*
October, 1994	27	40	20	12	1
June, 1994	25	42	23	10	*
May, 1994	33	40	16	10	1
January, 1994	34	39	16	10	1
Early January, 1994	36	44	13	7	*
December, 1993	35	41	15	8	1
October, 1993	33	38	20	9	*
September, 1993	37	40	14	8	1
Early September, 1993	39	39	14	9	*
August, 1993	41	36	14	9	*
May, 1993	37	38	18	6	1
February, 1993	49	36	10	5	*
January, 1993	42	39	12	7	*
September, 1992	43	37	13	6	1
May, 1992	39	39	15	6	1
March, 1992	47	38	11	4	*
February, 1992	47	37	10	6	*
January, 1992	44	40	11	5	*
October, 1991	36	38	16	9	1
b. The major oil leak in the Gulf of Mexico					
August 19-22, 2010	41	34	15	9	1
August 12-15, 2010	39	34	17	9	1
August 5-8, 2010	42	36	12	9	1
July 29-August 1, 2010	57	31	10	2	0
July 22-25, 2010	59	29	8	3	*
July 15-18, 2010	50	32	10	7	*
July 8-11, 2010	43	40	10	6	1

PEW.1 CONTINUED...

	Very <u>closely</u>	Fairly <u>closely</u>	Not too <u>closely</u>	Not at all <u>closely</u>	(VOL.) <u>DK/Ref</u>
July 1-5, 2010	57	29	9	5	*
June 24-27, 2010	56	31	8	5	*
June 17-20, 2010	55	32	6	6	*
June 10-13, 2010	55	31	9	5	*
June 3-6, 2010	57	27	9	6	*
May 27-30, 2010	55	26	11	7	*
May 20-23, 2010: <i>An oil leak in the Gulf of Mexico threatening the coast of several states</i>	47	35	11	7	*
May 13-16, 2010	58	29	9	4	*
May 7-10, 2010	46	33	11	10	*
April 30-May 3, 2010: <i>Oil leaking into the ocean near the Louisiana coast after an off-shore oil rig explosion</i>	44	35	11	10	*
April 23-26, 2010: <i>An explosion on an off-shore oil rig near the coast of Louisiana</i>	21	35	22	23	*
TRENDS FOR COMPARISON:					
April 1-5, 2010: <i>President Obama's proposal to allow offshore oil and gas drilling</i>	20	24	21	33	1
July 25-28, 2008: <i>A major oil spill into the Mississippi River</i>	14	19	25	41	1
December 4-8, 2002: <i>The large oil spill polluting the coast of Spain</i>	15	29	28	27	1
May 4-7, 1989: <i>The Alaska oil spill</i>	52	37	7	4	--
c. News about this year's congressional elections					
August 19-22, 2010	19	23	24	33	1
August 12-15, 2010	20	22	19	38	1
July 29-August 1, 2010	29	34	22	14	*
July 15-18, 2010	17	23	26	33	1
June 10-13, 2010	20	29	24	27	1
May 20-23, 2010	23	25	24	27	*
April 23-26, 2010	20	25	19	35	*
March 5-8, 2010	25	27	21	26	1
January 8-11, 2010	20	24	26	29	1
TRENDS FOR COMPARISON:					
October 24-27, 2008: <i>News about candidates for local and statewide elections</i>	20	35	24	20	1
Early November, 2006: <i>News about candidates and election campaigns in your state and district</i>	27	37	18	17	1
Late October, 2006 (RVs)	27	45	17	11	*
Early October, 2006	21	38	25	15	1
Early September, 2006	16	32	28	23	1
August, 2006	20	29	28	22	1
June, 2006	18	30	29	21	2
May, 2006	18	28	30	23	1
Early November, 2002 (RVs)	27	46	18	9	*
Late October, 2002 (RVs)	28	34	24	13	1
Early October, 2002 (RVs)	21	46	22	10	1
Early September, 2002	17	29	29	24	1
Late October, 1998 (RVs)	26	45	20	9	*
Early October, 1998 (RVs)	21	43	24	11	1
Early September, 1998	17	32	28	23	*
Early August, 1998	13	30	28	23	1
June, 1998	9	27	33	30	1

PEW.1 CONTINUED...

	Very <u>closely</u>	Fairly <u>closely</u>	Not too <u>closely</u>	Not at all <u>closely</u>	(VOL.) DK/Ref
April, 1998 ¹	16	33	24	27	*
November, 1994	18	42	25	15	*
Late October, 1994	14	38	31	16	1
Early October, 1994	23	34	23	19	1
September, 1994	19	34	29	18	*
November, 1990	38	34	17	11	*
October, 1990	18	32	28	22	*
d. The planned building of an Islamic cultural center and mosque in downtown New York City					
August 19-22, 2010	31	25	17	27	1
August 5-8, 2010	19	19	18	42	2
e. The flooding in Pakistan and its aftermath					
August 19-22, 2010	11	23	32	33	1
TRENDS FOR COMPARISON:					
August 12-15, 2010: <i>Floods in Pakistan</i>	8	19	30	43	1
March 12-15, 2010: <i>Major aftershocks in Chile following an earthquake in late February</i>	18	41	27	14	*
March 5-8, 2010: A major earthquake in Chile	27	42	19	12	*
February 12-15, 2010: The aftermath of a major earthquake and relief efforts in Haiti	37	37	17	8	*
February 5-8, 2010	42	39	13	6	*
January 29-February 1, 2010	45	38	13	4	*
January 22-25, 2010	50	40	8	3	*
January 15-18, 2010: A major earthquake in Haiti	60	28	8	4	*
August 14-17, 2009: A typhoon that caused flooding and mudslides in Taiwan	7	21	30	41	1
April 9-13, 2009: A major earthquake in Italy	18	35	25	22	*
May 16-19, 2008: The earthquake in China	30	41	17	12	*
May 9-12, 2008: Reports about the cyclone that hit Burma	23	35	23	19	*
November 2-5, 2007: The impact of Hurricane Noel on the Bahamas and Cuba	11	22	31	35	1
September 7-10, 2007: The impact of Hurricanes Felix and Henriette on Mexico and Central America	14	29	29	27	1
August 24-27, 2007: The destruction caused by Hurricane Dean in Mexico and the Caribbean	18	39	24	18	1
October, 2005: The earthquake in Pakistan	22	39	23	16	*
January 2005: The earthquake and tsunami in the Indian Ocean	58	32	7	3	*
January 2004: The earthquake in Iran	16	34	31	19	*
February 2001: The earthquake in India	15	33	31	20	1
March 2000: Flood rescue efforts in Mozambique	10	26	30	34	*
September 1999: The earthquake in Turkey	27	37	23	12	1
November 1998: Hurricane Mitch and the rain and mudslides in Central America	36	36	16	11	1

¹ In April 1998, September 1994 and October 1990, story was listed as "Candidates and election campaigns in your state." In November 1990, story was listed as "Candidates and elections in your state."

PEW.1 CONTINUED...

	Very <u>closely</u>	Fairly <u>closely</u>	Not too <u>closely</u>	Not at all <u>closely</u>	(VOL.) DK/Ref
February 1995: The earthquake in Japan	25	47	20	8	*
May 1991: The cyclone that devastated Bangladesh	23	36	23	17	1
July 1990: The earthquake in Iran	20	36	28	16	*
f. The withdrawal of U.S. combat troops from Iraq					
August 19-22, 2010	31	33	19	17	1
TRENDS FOR COMPARISON:					
August 5-8, 2010: The current situation and events in Iraq	23	35	22	18	1
May 13-16, 2010	31	34	21	13	2
March 12-15, 2010	22	36	28	14	*
March 5-8, 2010	26	34	20	20	*
January 29-February 1, 2010	23	33	27	17	*
January 15-18, 2010	20	35	28	17	*
October 16-19, 2009	23	30	24	23	*
September 11-14, 2009	21	33	30	16	*
August 21-24, 2009	25	35	22	18	1
August 14-17, 2009	19	38	23	18	*
July 2-5, 2009: U.S. troops withdrawing from Iraqi cities	25	34	20	21	0
April 24-27, 2009: The current situation and events in Iraq	21	35	25	19	*
March 20-23, 2009	25	37	21	17	*
February 27-March 2, 2009: Barack Obama's plan to withdraw most U.S. troops from Iraq by August 2010	40	37	13	9	1
December 12-15, 2008: The current situation and events in Iraq	24	35	25	16	*
November 21-24, 2008	32	31	24	13	0
November 14-17, 2008	24	33	27	16	*
October 31-November 3, 2008	30	35	22	12	1
October 24-27, 2008	29	35	25	11	*
October 10-13, 2008	23	34	30	13	*
October 3-6, 2008	29	33	28	10	*
September 5-8, 2008	24	37	26	13	*
August 29-31, 2008	22	32	29	16	1
August 22-25, 2008	26	31	27	15	1
August 1-4, 2008	27	40	23	10	*
July 25-28, 2008	28	33	22	17	*
July 18-21, 2008	33	35	20	12	*
July 11-14, 2008	24	35	24	16	1
July 3-7, 2008	25	35	25	15	*
June 20-23, 2008	25	36	24	15	*
May 9-12, 2008	29	35	21	14	1
May 2-5, 2008	26	35	25	13	1
April 25-28, 2008	29	35	23	12	1
April 18-21, 2008	29	39	20	11	1
April 11-14, 2008	25	39	20	15	1
April 4-7, 2008	25	37	23	15	*
March 28-31, 2008	29	40	19	11	1
March 20-24, 2008	30	38	19	13	*
March 14-17, 2008	29	38	23	10	*
March 7-10, 2008	28	39	18	15	*
February 29-March 3, 2008	28	40	19	13	*
February 8-11, 2008	24	35	25	16	*

PEW.1 CONTINUED...

	<u>Very closely</u>	<u>Fairly closely</u>	<u>Not too closely</u>	<u>Not at all closely</u>	(VOL.) <u>DK/Ref</u>
February 1-4, 2008	28	39	22	11	*
January 25-28, 2008	23	35	26	16	*
January 18-21, 2008	31	33	20	15	1
January 11-14, 2008	25	38	21	16	*
January 4-7, 2008	27	38	20	15	*
December 14-17, 2007	26	32	24	18	*
December 7-10, 2007	28	37	21	14	*
November 23-26, 2007	25	37	21	16	1
November 16-19, 2007	31	37	19	12	1
November 9-12, 2007	29	38	19	13	1
November 2-5, 2007	31	35	18	15	1
October 26-29, 2007	28	37	21	13	1
October 19-22, 2007	28	37	20	15	*
October 12-15, 2007	26	36	18	19	1
October 5-8, 2007	29	33	22	16	*
September 28 – October 1, 2007	30	41	18	11	*
September 21-24, 2007	32	38	17	13	*
September 14-17, 2007	31	36	18	15	0
September 7-10, 2007	32	34	20	14	*
August 30 – September 2, 2007	31	34	18	16	1
August 24-27, 2007	34	36	18	12	*
August 17-20, 2007	33	34	18	15	*
August 10-13, 2007	36	37	14	13	*
August 3-6, 2007	29	40	19	12	*
July 27-30, 2007	28	36	19	16	1
July 20-23, 2007	28	34	21	16	1
July 13-16, 2007	25	41	17	16	1
July 6-9, 2007	36	34	18	12	*
June 29-July 2, 2007	32	35	19	13	1
June 22-25, 2007	30	36	18	15	1
June 15-18, 2007	30	37	20	13	*
June 8-11, 2007	32	38	15	14	1
June 1-4, 2007	30	36	20	13	1
May 24-27, 2007	33	36	18	12	1
May 18-21, 2007	36	34	15	14	1
May 11-14, 2007	30	34	18	17	1
May 4-7, 2007	38	37	15	10	*
April 27-30, 2007	27	35	21	16	1
April 20-23, 2007	28	35	22	15	*
April 12-16, 2007	34	33	20	13	*
April 5-9, 2007	33	39	16	11	1
March 30-April 2, 2007	34	37	16	13	*
March 23-March 26, 2007: News about the current situation in Iraq	31	38	18	12	1
March 16-19, 2007	34	34	17	15	*
March 9-12, 2007	34	37	16	13	*
March 2-5, 2007	37	37	16	9	1
February 23-26, 2007	36	36	15	13	*
February 16-19, 2007	30	36	19	14	1
February 9-12, 2007	37	34	18	11	*
February 2-5, 2007	38	38	17	7	*
January 26-29, 2007	36	38	15	11	*
January 19-22, 2007	37	34	18	10	1
January 12-15, 2007	38	36	17	8	1
January, 2007	46	40	8	5	1
January 5-8, 2007	40	32	16	12	0
December, 2006	42	39	12	7	*
November 30-December 3, 2006	40	36	13	11	*

PEW.1 CONTINUED...

	<u>Very closely</u>	<u>Fairly closely</u>	<u>Not too closely</u>	<u>Not at all closely</u>	(VOL.) <u>DK/Ref</u>
Mid-November, 2006	44	38	12	6	*
September, 2006	33	43	14	8	2
August, 2006	41	39	12	7	1
June, 2006	37	43	13	6	1
May, 2006	42	35	15	7	1
April, 2006	43	36	13	7	1
March, 2006	43	38	12	6	1
February, 2006	39	42	12	6	1
January, 2006	40	40	12	7	1
December, 2005	45	38	11	5	1
Early November, 2005	41	40	13	6	*
Early October, 2005	43	36	15	6	*
Early September, 2005	32	40	20	7	1
July, 2005	43	37	13	6	1
Mid-May, 2005	42	42	11	5	*
Mid-March, 2005	40	39	14	5	2
February, 2005	38	45	13	4	*
January, 2005	48	37	11	4	*
December, 2004	34	44	15	6	1
Mid-October, 2004	42	38	11	8	1
Early September, 2004	47	37	9	6	1
August, 2004	39	42	12	6	1
July, 2004	43	40	11	6	*
June, 2004	39	42	12	6	1
April, 2004	54	33	8	5	*
Mid-March, 2004	47	36	12	4	1
Early February, 2004	47	38	10	4	1
Mid-January, 2004	48	39	9	4	*
December, 2003	44	38	11	6	1
November, 2003	52	33	9	5	1
September, 2003	50	33	10	6	1
Mid-August, 2003	45	39	10	5	1
Early July, 2003	37	41	13	8	1
June, 2003	46	35	13	6	*
May, 2003	63	29	6	2	*
April 11-16, 2003: News about the war in Iraq	47	40	10	2	1
April 2-7, 2003	54	34	9	2	1
March 20-24, 2003	57	33	7	2	1
March 13-16, 2003: Debate over the possibility that the U.S. will take military action in Iraq	62	27	6	4	1
February, 2003	62	25	8	4	1
January, 2003	55	29	10	4	2
December, 2002	51	32	10	6	1
Late October, 2002	53	33	8	5	1
Early October, 2002	60	28	6	5	1
Early September, 2002: Debate over the possibility that the U.S. will invade Iraq	48	29	15	6	2

ASK ALL:

PEW.2 Which ONE of the stories I just mentioned have you followed most closely, or is there another story you've been following MORE closely? **[DO NOT READ LIST. ACCEPT ONLY ONE RESPONSE.]**

34	The major oil leak in the Gulf of Mexico
15	Reports about the condition of the U.S. economy
13	The planned building of an Islamic cultural center and mosque in downtown New York City
9	The withdrawal of U.S. combat troops from Iraq
4	News about this year's Congressional elections
3	The flooding in Pakistan and its aftermath
7	Some other story (VOL.)
14	Don't know/Refused (VOL.)

ASK ALL:

PEW.3 How much if anything, have you heard about each of the following? Have you heard a lot, a little or nothing at all? **[INSERT ITEM; RANDOMIZE]**

	<u>A lot</u>	<u>A little</u>	<u>Nothing at all</u>	(VOL.) DK/Ref
a. A federal jury convicting former Illinois Governor Rod Blagojevich of one count of lying to the FBI but deadlocking on other charges August 19-22, 2010	31	42	27	1
TREND FOR COMPARISON: June 10-13, 2010: <i>The start of former Illinois Governor Rod Blagojevich's federal trial on corruption charges</i>	16	47	37	1
b. Dr. Laura Schlessinger quitting her radio show after controversy over her use of a derogatory racial term August 19-22, 2010	17	38	44	1
TREND FOR COMPARISON: April 12-16, 2007: <i>The remarks Don Imus recently made on his radio show about the Rutgers University women's basketball team</i>	61	21	18	*
c. Talk show host Glenn Beck's upcoming rally at the Lincoln Memorial, on the anniversary of Martin Luther King's "I have a dream" speech August 19-22, 2010	11	17	71	*
TRENDS FOR COMPARISON: September 18-21, 2009: <i>A September 12th rally in Washington to protest government spending and policies</i>	23	37	40	*
May 2-6, 2000: <i>The Million Mom March, a rally to be held in Washington, D.C. on Mother's Day in support of gun control</i>	10	42	48	*
d. The recall of 380 million eggs after an outbreak of salmonella August 19-22, 2010	40	37	22	*
TRENDS FOR COMPARISON: May 7-10, 2010: <i>The recall of many children's medicines, including children's Tylenol and Motrin</i>	29	40	30	*
April 3-6, 2009: <i>The recall of pistachio nuts due to potential salmonella contamination</i>	33	47	20	*