

JUNE 23, 2013

More Say Legalization Would Benefit Economy than Cost Jobs

'Borders First' a Dividing Line in Immigration Debate

A Pew Research Center/USA TODAY Survey

**FOR FURTHER INFORMATION CONTACT
THE PEW RESEARCH CENTER FOR THE
PEOPLE & THE PRESS**

Michael Dimock

Director

Carroll Doherty

Associate Director

Jocelyn Kiley

Senior Researcher

1615 L St, N.W., Suite 700
Washington, D.C. 20036
Tel (202) 419-4372
Fax (202) 419-4399
www.people-press.org

More Say Legalization Would Benefit Economy than Cost Jobs 'Borders First' a Dividing Line in Immigration Debate

As the Senate works toward a compromise on immigration reform, the emerging proposal addresses two widely-held public goals. Broad majorities – across party lines – continue to support a path to legalization for undocumented immigrants. And large majorities also say this legislation must include increased border security.

But the public is divided on an issue that has been among the most contentious in Congress – whether border security must be achieved before the process of legalization can go forward. The national survey by the Pew Research Center and USA TODAY, conducted June 12-16 among 1,512 adults, finds that 43% say that people in the U.S. illegally should be allowed to seek legal status *only after* effective border control is established, while 49% say this can occur *while* border security improvements are being made.

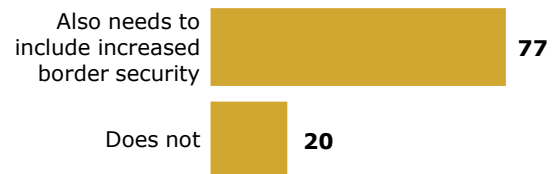
Republicans and Democrats are on opposite sides of this issue: 60% of Democrats say border improvements and applications for legal status can happen at the same time, while a majority of Republicans (56%) say the borders must effectively be controlled first.

Most Want Border Security in Immigration Plan, but Division over Timing

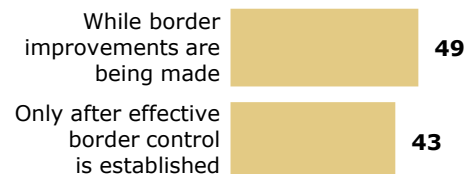
Undocumented immigrants currently in the U.S. who meet certain requirements should...



Legislation allowing undocumented immigrants to apply for legal status...



When should undocumented immigrants be allowed to apply for legal status?



PEW RESEARCH CENTER/USA TODAY June 12-16, 2013.

Yet there also are substantial differences within both partisan bases. Republicans who agree with the Tea Party favor a “border security first” approach by more than two-to-one (67% to 27%). Non-Tea Party Republicans are divided (47%-47%).

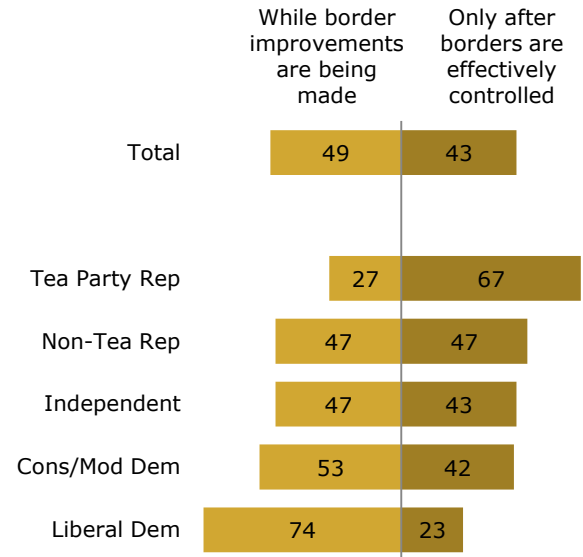
And while much of the focus in the congressional immigration debate has been on the GOP’s divisions, internal differences among Democrats are just as wide. Liberal Democrats, by 74% to 23%, say the process of applying for legal status should go forward while border security is being increased. But only about half (53%) of the party’s conservatives and moderates agree.

Perceptions of the nature of the border problem factor into public views on this debate. The survey finds that a majority of the public (55%) believes that the number of immigrants entering the United States illegally is higher now than it was 10 years ago while about four-in-ten believe it is the same (27%) or lower (15%) today. Those who believe the illegal immigration rate has risen are more likely than others to say legal status should come only after improvements are made to border security.

There is no definitive measure of illegal immigration into the U.S., but recent studies by the Pew Hispanic Center have found that there has been a decline in the number of undocumented immigrants in the U.S. in recent years and net migration from Mexico (inflow minus outflow) has fallen to zero, and possibly lower. And while an imperfect measure, U.S. Border Patrol records also show sharply fewer illegal alien apprehensions than a decade ago.

Ideological Split over Border Control Timing

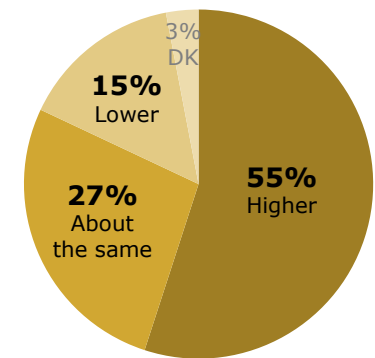
When should undocumented immigrants be allowed to apply for legal status?



PEW RESEARCH CENTER/USA TODAY June 12-16, 2013. Q49.

Majority Says Illegal Immigration is Up

Compared with 10 years ago, is the number of immigrants entering the U.S. illegally...



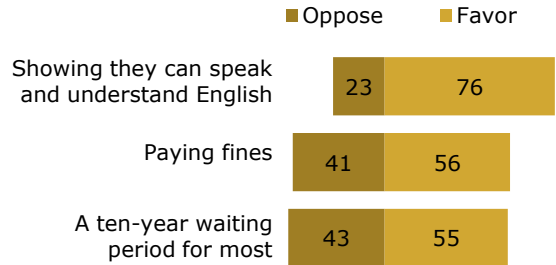
PEW RESEARCH CENTER/USA TODAY June 12-16, 2013. Q58.

Most Americans believe undocumented immigrants should meet certain requirements before they are allowed to stay in the U.S. legally: 56% say undocumented immigrants should have to pay fines before gaining legal status. A similar percentage (55%) backs a 10-year waiting period for most immigrants before permanent residency.

There is much broader support for another requirement – fully 76% of the public, including majorities of nearly every demographic group, say that undocumented immigrants should have to show they can speak and understand English before being allowed to stay in the U.S. legally.

Most Favor Requiring Those in U.S. Illegally to Learn English

Legislation allowing undocumented immigrants to stay legally should require them to ...



PEW RESEARCH CENTER/USA TODAY June 12-16, 2013. Q47.

The Pros and Cons of Legalization

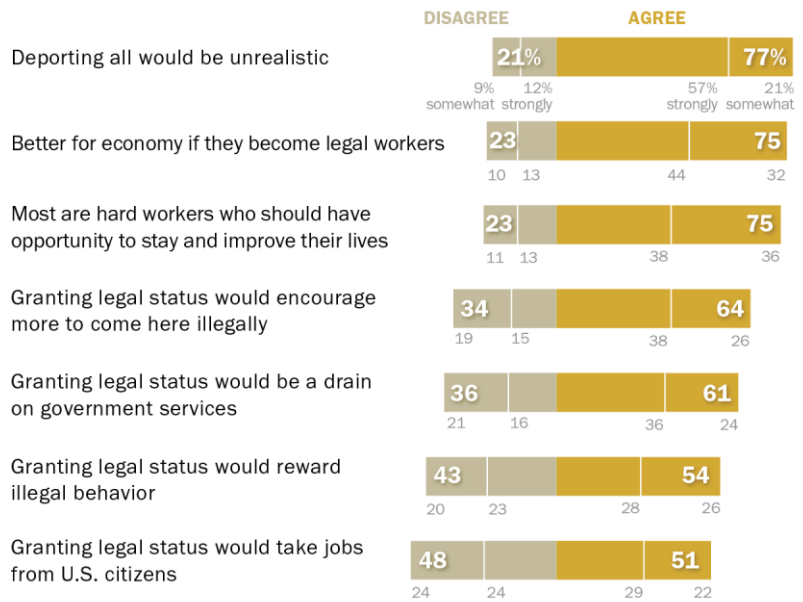
The survey finds that large majorities of the public agree with a number of statements – pro and con – about the possible impact of granting legal status to people in the U.S. illegally.

Fully 77% agree – including 57% who *strongly* agree – that deporting all undocumented immigrants would be unrealistic.

And 75% agree it would be “better for the economy for undocumented immigrants to gain legal status and become legal workers.” Far

More Say Legal Status Would Help Economy Than Say it Would Endanger U.S. Citizens’ Jobs

When it comes to undocumented immigrants in the U.S. ...



PEW RESEARCH CENTER/USA TODAY June 12-16, 2013. Q55. Sub-figures may not add to totals because of rounding.

fewer Americans say that legalization would have a negative impact on jobs. About half (51%) say that “granting undocumented immigrants legal status would take jobs from U.S. citizens.”

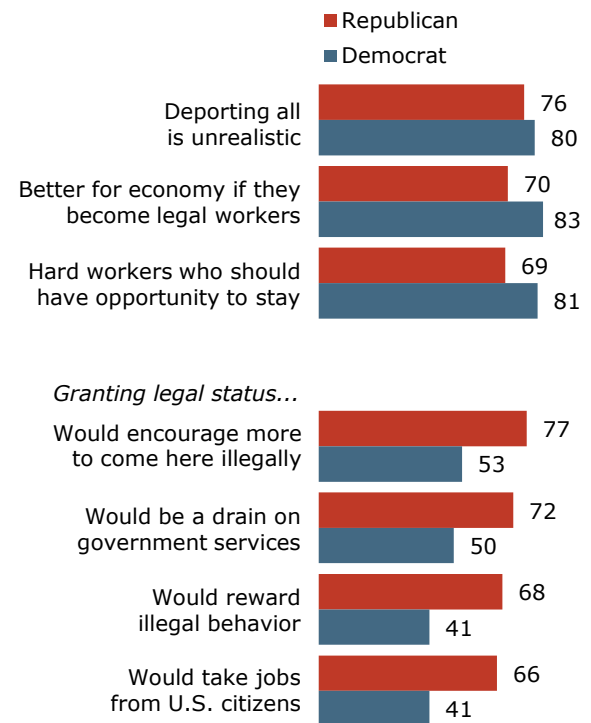
By comparison, larger shares of the public agree with other concerns about creating a path to legal status, such as that it would encourage more people come to the U.S. illegally (64%) and would be a drain on government services (61%).

Broad majorities of Republicans agree with some of the arguments made by proponents of a legalization path: 76% say deportation is unrealistic, and 70% say it would be better for the economy if undocumented immigrants had legal status and were legal workers.

But Republicans are far more likely than Democrats to see potential downsides from granting legal status to undocumented immigrants. In particular, 77% say this would encourage more illegal immigration, and 72% say it would be a drain on government services – concerns about half of Democrats share. Roughly two-thirds of Republicans believe a legalization program would reward illegal behavior and would take jobs from U.S. citizens, views that only about four-in-ten Democrats share.

Republicans See Benefits of Legalization, But Also See Costs

Percent who agree that when it comes to undocumented immigrants in the U.S....



PEW RESEARCH CENTER/USA TODAY June 12-16, 2013. Q55.

The issue of immigration reform has set off intense debate among GOP leaders over whether the party would be better served politically if it supported legal status for people in the U.S. illegally.

Among Republicans, 39% say that supporting legal status would help the party in national elections while 20% say it would hurt the party politically and 40% say it would not make much difference. Notably, while Republicans who agree with the Tea Party express greater concern about undocumented immigrants, they have about the same view as all Republicans regarding the implications for the GOP if it supports legal status.

More Republicans See GOP Helped than Hurt by Backing Legal Status

<i>If the Republican Party supported legal status for undocumented immigrants, would it...</i>	Total public	All Rep	Tea Party Rep
	%	%	%
Help the GOP in national elections	37	39	38
Hurt the GOP in national elections	18	20	23
Wouldn't make much difference	41	38	37
Don't know	<u>3</u>	<u>3</u>	<u>2</u>
	100	100	100
N	1512	388	182

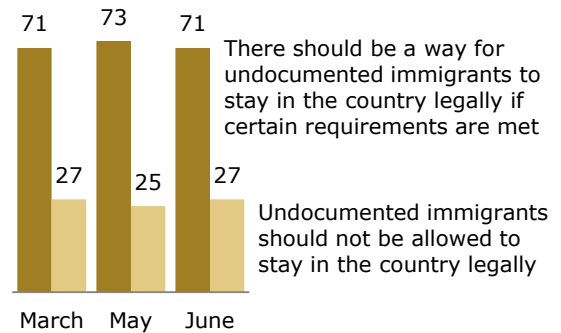
PEW RESEARCH CENTER/USA TODAY June 12-16, 2013.
Q57. Figures may not add to 100% because of rounding.

SECTION 1: THE IMMIGRATION POLICY DEBATE

Public support for creating a way for undocumented immigrants to gain legal status remains high. Currently, 71% say there should be a way for undocumented immigrants living in the U.S. to stay legally, if certain requirements are met. There has been no change in opinion on this question since March.

Support for legal status for undocumented immigrants varies widely, but majorities across nearly all groups say there should be a way for them to stay in the U.S. legally. For the most part, there has been little change in these views since May, but opposition to legal status has increased among conservative Republicans over the last month (from 34% to 44%).

Consistent Support for Path to Legal Status



PEW RESEARCH CENTER/USA TODAY June 12-16, 2013. Q46.

Conservative Republicans Less Supportive of Legal Status

Undocumented immigrants currently in the U.S. ...

	Should have a way to stay legally	Should not be allowed to stay legally	DK
	%	%	%
Total	71	27	2=100
White	66	32	2=100
Black	77	21	2=100
Hispanic	90	7	3=100
Republican	61	38	2=100
Cons Rep	54	44	2=100
Mod/Lib Rep	71	28	1=100
Independent	69	28	3=100
Democrat	80	19	1=100
Cons/Mod Dem	77	22	1=100
Liberal Dem	84	15	1=100

PEW RESEARCH CENTER/USA TODAY June 12-16, 2013. Q46. Whites and blacks include only those who are not Hispanic; Hispanics are of any race. Figures may not add to 100% because of rounding.

Public's Top Requirement for Legal Status: Learn English

When it comes to specific requirements for legal status, 76% of Americans favor requiring undocumented immigrants to show they can speak and understand English before gaining legal status.

Large percentages of whites (79%) and blacks (77%), as well as smaller majority (60%) of Hispanics, support an English requirement.

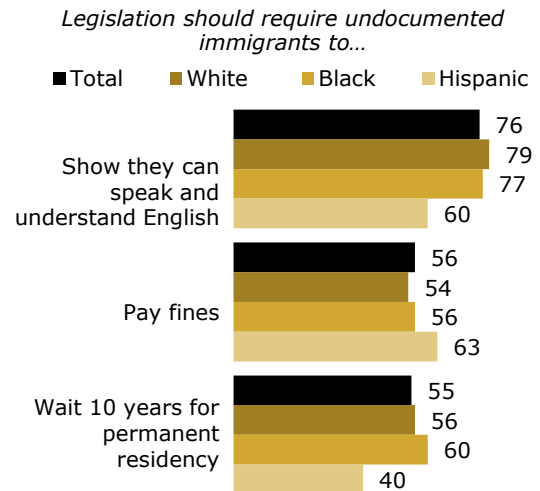
Hispanics are as likely as whites and blacks to say undocumented immigrants should pay fines before obtaining legal status. About six-in-ten Hispanics favor this proposal, compared with 56% of blacks and 54% of whites.

However, there is more opposition than support among Hispanics for requiring a 10-year waiting period for most undocumented immigrants before they can gain permanent residency (59% oppose, 40% favor), while majorities of both whites (56%) and blacks (60%) favor this.

There are sizable partisan differences in opinions about proposed pre-requisites for legal status. But large majorities of Republicans (86%), Democrats (69%) and independents (77%) say that undocumented immigrants should be required to show they can speak and understand English before gaining legal status.

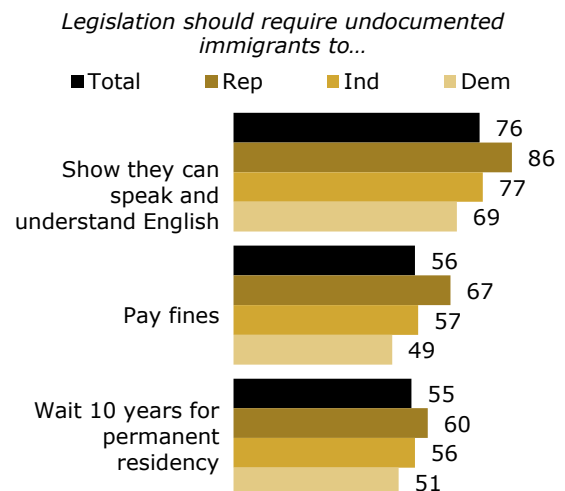
There also are divides among Democrats over this proposal: 80% of moderate and conservative Democrats favor an English

Hispanics Oppose Requirement for 10-Year Waiting Period



PEW RESEARCH CENTER/USA TODAY June 12-16, 2013. Q47. Whites and blacks include only those who are not Hispanic; Hispanics are of any race.

Bipartisan Support for English Requirement



PEW RESEARCH CENTER/USA TODAY June 12-16, 2013. Q47.

language requirement – little different than the opinions of Republicans and independents; in contrast, 50% of liberal Democrats support this proposal, while about as many (49%) oppose it.

Roughly half of Democrats support requiring undocumented immigrants to wait 10 years before they could become permanent residents (51%) and to pay fines (49%). Majorities of Republicans favor each of these proposals (60% 10-year wait, 67% pay fines).

Should the Border be Secure First?

On a question central to the current debate – whether applications for legal status need to wait until there is effective control of the border – the public is largely split. About half (49%) say undocumented immigrants should be allowed to apply for legal status while improvements are being made, 43% say effective control over the border should be established before undocumented immigrants can apply.

Liberal Democrats, those with college degrees, those younger than 50 and Hispanics are the most likely to say undocumented immigrants should be allowed to apply while border improvements are

being made. Three-quarters of liberal Democrats (74%) say this, compared to 30% of conservative Republicans; other political and ideological groups are about evenly split.

Ideological Divide over Whether Border Security Should Come First

If legislation includes border security and legal status, when should undocumented immigrants be allowed to apply for legal status?

	While border improvements are being made	Only after border is effectively controlled	DK
	%	%	%
Total	49	43	8=100
White	49	43	8=100
Black	45	52	4=100
Hispanic	59	32	9=100
18-29	52	42	6=100
30-49	56	38	6=100
50-64	45	49	7=100
65+	41	46	13=100
Post-grad	68	27	5=100
College grad	62	33	4=100
Some college	48	46	6=100
HS or less	42	47	11=100
Conservative Rep	30	62	8=100
Mod/Lib Rep	50	47	2=100
Independent	47	43	10=100
Cons/Mod Dem	53	42	5=100
Liberal Dem	74	23	3=100

PEW RESEARCH CENTER/USA TODAY Jun 12-16, 2013. Q49. Whites and blacks include only those who are not Hispanic; Hispanics are of any race.

Those with graduate degrees (68%) and bachelor's degrees (62%) are more likely than those with some college (48%) or no college (42%) education to say that improvements to border security can be concurrent with applications for legal status.

While whites and blacks are split on this question, Hispanics say – by nearly two-to-one (59% to 32%) – that undocumented immigrants should be allowed to apply for legal status while border improvements are being made. Younger people (those younger than 50) are more likely than those 50 and older to say the same.

About Half Say Immigration Bill is Likely to Pass

Roughly half of Americans (53%) say passing significant new immigration legislation this year is very or somewhat likely. Half (50%) also say it is extremely or very important to do so.

Democrats are more confident than Republicans or independents that significant new immigration legislation will pass this year: 59% of Democrats, compared with 51% of independents and 47% of Republicans say passage is at least somewhat likely this year. Hispanics (71%) and blacks (67%) are much more likely than whites (47%) to say this.

Roughly equal shares of Republicans, Democrats and independents believe that passing significant new legislation is extremely or very important. Hispanics are the most likely to say it is extremely or very important (70%), compared to blacks (53%) and whites (45%).

Hispanics Most Likely to Say Legislation is Important, Will Pass

Passing significant new immigration legislation this year is ...

	Extremely/ Very important	Very/ Somewhat likely
	%	%
Total	50	53
Republican	50	47
Democrat	53	59
Independent	46	51
Rep-Dem diff	-3	-12
White	45	47
Black	53	67
Hispanic	70	71
Wh-Hisp diff	-25	-24

PEW RESEARCH CENTER/USA TODAY Jun 12-16, 2013. Q44-Q45. Whites and blacks include only those who are not Hispanic; Hispanics are of any race.

Most Say Illegal Immigration is Up

A majority of Americans (55%) say that the number of immigrants entering the U.S. illegally is higher today than it was 10 years ago. Just 15% say the number is lower, while 27% say it is about the same. While immigration flows are difficult to measure, research from the [Pew Hispanic Center](#) has shown that the numbers of undocumented immigrants in the U.S. had declined by 2011 (the last year for which data is analyzed), from a high point in 2007; they have also shown that [migration from Mexico has declined substantially in recent years](#).

Among partisan groups, there are few differences on this question, with the exception of liberal Democrats, who are much less likely than all other partisan groups to say the number of immigrants entering the U.S. illegally is greater today than it was 10 years ago. Just 38% of liberal Democrats say the rate of illegal immigration has increased, compared with majorities in other partisan groups.

Hispanics are substantially less likely than whites and blacks to say the number of undocumented immigrants is higher than in 2003; 41% say this, compared with 57% of whites and 65% of blacks. A third of Hispanics (33%) say the number is lower; just 12% of whites and blacks say this.

Wide Differences in Perceptions about the Rate of Illegal Immigration

Compared with 10 years ago, is the number of immigrants entering the U.S. illegally ...

	Higher %	About the same %	Lower %	DK %
Total	55	27	15	3=100
White	57	28	12	3=100
Black	65	23	12	1=100
Hispanic	41	23	33	2=100
Post-grad	34	37	26	3=100
College grad	48	32	18	2=100
Some college	61	24	12	3=100
H.S. or less	59	25	13	3=100
Conservative Rep	64	23	10	2=100
Mod/Lib Rep	58	28	11	3=100
Independent	54	28	15	2=100
Cons/Mod Dem	59	25	13	3=100
Liberal Dem	38	38	22	2=100
<i>State borders Mexico?</i>				
Yes	48	25	24	4=100
No	57	28	13	2=100

PEW RESEARCH CENTER/USA TODAY Jun 12-16, 2013. Q58.

Those living in states that border Mexico are also somewhat less likely to say the rate has increased (and more likely to say it's gone down) compared with those in other states.

College educated people – and particularly those with post-graduate degrees – are less likely than others to say more undocumented immigrants are currently entering the country. Just 34% of post-graduates say this, compared with 48% of those with a bachelor’s degree, and six-in-ten of those without a bachelor’s degree.

Perceptions about the number of immigrants coming into the country are associated with opinions about whether border security needs to be addressed before applications for legal status can begin. Among the 55% of Americans who say the number of immigrants entering the country illegally is now greater than it was 10 years ago, half (50%) say

applications for legal status should only be allowed after effective border control has been established; 42% say these can happen concurrently. The balance of opinion is reversed among those who say the illegal immigration rate has held steady or dropped: More say undocumented immigrants should be allowed to apply for legal status while improvements are being made to border security (58%) than say border improvements must come first (36%).

Perceptions of Immigration Flow Linked to Timing of Border Control and Legal Status

Among those who say, compared with 10 years ago the number of immigrants entering the U.S. illegally is...

<i>% who say, undocumented immigrants should be allowed to apply for legal status ...</i>	Higher %	About same %	Lower %
While improvements to border security are being made	42	56	63
Only after effective border control established	50	39	30
Don't know	8	5	7
	100	100	100
N=	816	404	248

PEW RESEARCH CENTER/USA TODAY Jun 12-16, 2013. Q49 & Q58.

SECTION 2: VIEWS OF UNDOCUMENTED IMMIGRANTS, IMPACT OF LEGALIZATION

There is broad partisan agreement that it would be unrealistic to deport all undocumented immigrants. Fully 80% of Democrats express this view, as do 78% of independents and 76% of Republicans.

And majorities across partisan lines also agree that it would better for the economy if undocumented immigrants became legal workers. In addition, 81% of Democrats, along with 73%

of independents and 69% of Republicans, say “most undocumented immigrants are hard workers who should have the opportunity to stay in this country and improve their lives.”

But there are sharper divisions over possible negative effects from legalization – on jobs and government services – and whether granting legal status would be a reward for illegal behavior and encourage others to enter the country illegally.

About seven-in-ten Republicans (72%) and 63% of independents say providing legal status to undocumented immigrants would be a drain on government services. Just 50% of Democrats agree. The divide between Republicans and Democrats is about as wide (25 points) over whether legalization would take jobs from U.S. citizens.

Nonetheless, about as many Republicans say that providing legal status to undocumented immigrants would be better for the economy (70%) as say it would cost jobs (66%). And among Democrats and independents, much larger shares say granting legal status would help the economy than take jobs from citizens.

Most Republicans See Economic Benefits from Legalization, But Worry about Costs

<i>% who agree with statements about undocumented immigrants in U.S. ...</i>	Total %	Rep %	Dem %	Ind %	Diff
Deporting all undocumented immigrants is unrealistic	77	76	80	78	D+4
Better for the economy if they become legal workers	75	70	83	74	D+13
Most are hard workers who should have opportunity to improve their lives	75	69	81	73	D+12
Granting legal status would encourage more to come illegally	64	77	53	68	R+24
Granting legal status would be a drain on government services	61	72	50	63	R+22
Granting legal status would reward illegal behavior	54	68	41	56	R+27
Granting legal status would take jobs from U.S. citizens	51	66	41	51	R+25

PEW RESEARCH CENTER/USA TODAY June 12-16, 2013. Q55a-g.

Notably, large majorities of both Republicans (77%) and independents (68%) say that granting undocumented immigrants legal status would encourage more people to come to the United States illegally. Only about half of Democrats (53%) agree.

Intra-Party Divides over Undocumented Immigrants

In addition to the clear divisions between the parties on these issues, there are also differences within both parties in views about undocumented immigrants.

For example, Republicans who agree with the Tea Party overwhelmingly say that granting undocumented immigrants legal status rewards illegal behavior (82% agree, 16% disagree); that compares with a narrower majority of Republicans who do not agree with the Tea Party (60% agree, 37% disagree).

Tea Party Republicans More Likely to Say Legalization Would Reward Illegal Behavior

	All Republican	Tea Party	Non-Tea Party	Diff
<i>Granting legal status to undocumented immigrants would reward illegal behavior</i>	%	%	%	
Agree	68	82	60	+22
Disagree	29	16	37	-21
<i>Most undocumented immigrants are hard workers who should have the opportunity to improve their lives</i>				
Agree	69	57	77	-20
Disagree	30	41	21	+20
N	388	182	199	

PEW RESEARCH CENTER/USA TODAY Q55c,g. Tea Party Republicans are those who agree with the Tea Party; non-Tea Party Republicans are those who disagree or have no opinion. Don't know responses not shown.

And, a smaller majority of Tea Party Republicans (57%) than non-Tea Party

Republicans (77%) say that most undocumented immigrants are hard workers who should have the opportunity to stay in this country and improve their lives.

There also are substantial differences between liberal Democrats and conservative and moderate Democrats in views of undocumented immigrants.

While on balance all Democrats are somewhat more likely to disagree than to agree that legal status would take jobs from U.S. citizens (41% agree, 59%

disagree), conservative and moderate Democrats are divided on this question (48% agree, 51% disagree). By contrast, just 26% of liberal Democrats agree with the statement and nearly three quarters disagree (74%) – including 45% who express strong disagreement.

Similarly, most conservative and moderate Democrats (56%) agree that providing legal status would be a drain on government services, while most liberal Democrats (60%) disagree.

There are also differences along racial and ethnic lines in opinions about the impact of granting legal status to undocumented immigrants. About seven-in-ten whites (69%) say legalization would encourage more people to come to the U.S. illegally, compared with about half of both Hispanics (50%) and blacks (49%).

In addition, a solid majority of whites say that granting this population legal status would reward illegal behavior (57%). Hispanics are more evenly divided on this question (45% agree, 49% disagree) as are blacks (46% agree, 52% disagree).

Democrats Internally Divided over Impact of Legalization on Jobs, Government Services

	All Democrat %	Cons/Mod %	Liberal %	Diff
<i>Legal status for undocumented immigrants would...</i>				
<i>Take jobs from U.S. citizens</i>				
Agree	41	48	26	+22
Disagree	59	51	74	-23
<i>Be a drain on government services</i>				
Agree	50	56	37	+19
Disagree	48	42	60	-18
N	487	289	187	

PEW RESEARCH CENTER/USA TODAY Q55d-e.

Hispanics Less Likely than Whites and Blacks to Say Legalization Would Cost U.S. Jobs

<i>% who agree that granting undocumented immigrants legal status would ...</i>	Total %	White %	Black %	Hispanic %
Encourage more people to come to U.S. illegally	64	69	49	50
Be a drain on government services	61	63	63	46
Reward illegal behavior	54	57	46	45
Take jobs from U.S. citizens	51	56	52	30
N	1512	1094	156	146

PEW RESEARCH CENTER/USA TODAY June 12-16, 2013. Q55a-g.

Whites and blacks include only those who are not Hispanic. Hispanics are of any race.

On the economic arguments, one for and one against granting legal status, there is broad agreement among whites (71%), blacks (79%) and Hispanics (91%) that it would be better for the economy if undocumented immigrants could become legal workers. Yet, there is division over whether granting legal status to undocumented immigrants would take jobs from U.S. citizens: 56% of whites and 52% of blacks agree, compared with just 30% of Hispanics.

Across many questions, those with college degrees are more likely to express positive views of undocumented immigrants, compared with those without at least a bachelor's degree. For example, just 40% of those with college degrees say that granting legal status to undocumented immigrants would take jobs from U.S. citizens, while most (60%) disagree. Those without a college degree are considerably more likely to agree with this statement (55% agree, 43% disagree).

About the Survey

The analysis in this report is based on telephone interviews conducted June 12-16, 2013 among a national sample of 1,512 adults, 18 years of age or older, living in all 50 U.S. states and the District of Columbia (758 respondents were interviewed on a landline telephone, and 754 were interviewed on a cell phone, including 394 who had no landline telephone). The survey was conducted by interviewers at Princeton Data Source under the direction of Princeton Survey Research Associates International. A combination of landline and cell phone random digit dial samples were used; both samples were provided by Survey Sampling International. Interviews were conducted in English and Spanish. Respondents in the landline sample were selected by randomly asking for the youngest adult male or female who is now at home. Interviews in the cell sample were conducted with the person who answered the phone, if that person was an adult 18 years of age or older. For detailed information about our survey methodology, see <http://people-press.org/methodology/>

The combined landline and cell phone sample are weighted using an iterative technique that matches gender, age, education, race, Hispanic origin and nativity and region to parameters from the 2011 Census Bureau's American Community Survey and population density to parameters from the Decennial Census. The sample also is weighted to match current patterns of telephone status and relative usage of landline and cell phones (for those with both), based on extrapolations from the 2012 National Health Interview Survey. The weighting procedure also accounts for the fact that respondents with both landline and cell phones have a greater probability of being included in the combined sample and adjusts for household size among respondents with a landline phone. Sampling errors and statistical tests of significance take into account the effect of weighting. The following table shows the unweighted sample sizes and the error attributable to sampling that would be expected at the 95% level of confidence for different groups in the survey:

Group	Unweighted sample size	Plus or minus...
Total sample	1,512	2.9 percentage points
White, non-Hispanic	1,094	3.4 percentage points
Black, non-Hispanic	156	9.1 percentage points
Hispanic	146	9.4 percentage points
Republican	388	5.8 percentage points
Democrat	487	5.2 percentage points
Independent	575	4.8 percentage points

Sample sizes and sampling errors for other subgroups are available upon request.

In addition to sampling error, one should bear in mind that question wording and practical difficulties in conducting surveys can introduce error or bias into the findings of opinion polls.

PEW RESEARCH CENTER FOR THE PEOPLE & THE PRESS
JUNE 2013 POLITICAL SURVEY
FINAL TOPLINE
June 12-16, 2013
N=1,512

QUESTIONS 1, 20d-e HELD FOR FUTURE RELEASE

QUESTIONS 2-5,8, 14-16, 20a-c, 24-27, 32, 36-37, 39-43 PREVIOUSLY RELEASED

NO QUESTIONS 6-7, 9-13, 17-19, 21-23, 28-31, 33-35, 38

ASK ALL:

On a different subject,

Q.44 How important is it to you that the president and Congress pass significant new immigration legislation this year – extremely important, very important, somewhat important, not too important, or not important at all?

(U)
 Jun 12-16
2013
 21 Extremely important
 29 Very important
 29 Somewhat important
 10 Not too important
 9 Not important at all
 2 Don't know/Refused **(VOL.)**

TREND FOR COMPARISON:

How important is the issue of illegal immigration to you...

Gallup/USA Today

Jul 2007
 35 Extremely important
 27 Very important
 26 Somewhat important
 7 Not too important
 4 Not important at all
 * Don't know/Refused **(VOL.)**

ASK ALL:

Q.45 In your opinion, how likely is it that the president and Congress will pass significant new immigration legislation this year - **[READ IN ORDER]**?

(U)
 Jun 12-16
2013
 14 Very likely
 39 Somewhat likely
 29 Not too likely
 15 Not at all likely
 2 Don't know/Refused **(VOL.)**

ASK ALL:

Next, I have some questions about immigrants who are now living in the U.S. illegally. We will use the term "undocumented immigrants" to refer to people in this situation.

ASK ALL:

Q.46 Which comes closer to your view about how to handle undocumented immigrants who are now living in the U.S.? **[READ AND RANDOMIZE]**

(U)		May 1-5	Mar 13-17
Jun 12-16		<u>2013</u> ¹	<u>2013</u>
<u>2013</u>			
27	They should not be allowed to stay in the country legally	25	27
71	There should be a way for them to stay in the country legally, if certain requirements are met	73	71
2	Don't know/Refused (VOL.)	3	2

ASK ALL:

Q.47 As you may know, Congress is working on a bill that would allow undocumented immigrants to stay in the country legally if they meet certain requirements. Please tell me whether you favor or oppose each of the following requirements. First, would you favor or oppose **[INSERT ITEM, RANDOMIZE]**? How about **[INSERT NEXT ITEM, RANDOMIZE]**? **[IF NECESSARY: Would you favor or oppose...]**

	<u>Favor</u>	<u>Oppose</u>	(VOL.) <u>DK/Ref</u>
NO ITEM a.			
b. A ten-year waiting period for most undocumented immigrants before they could become permanent residents Jun 12-16, 2013 (U)	55	43	2
c. Requiring undocumented immigrants to pay fines before gaining legal status Jun 12-16, 2013 (U)	56	41	3
d. Requiring undocumented immigrants to show they can speak and understand English before gaining legal status Jun 12-16, 2013 (U)	76	23	1

ASK ALL:

Q.48 Do you think legislation allowing undocumented immigrants to apply for legal status also needs to include increased border security measures, or not? **[INTERVIEWER INSTRUCTION: Code "favor," "support," and similar options as punch 1]**

(U)	
Jun 12-16	
<u>2013</u>	
77	Yes, needs to include increased border security
20	No, does not
3	Don't know/Refused (VOL.)

¹ In May 2013 and March 2013, question read "Which comes closer to your view about how to handle immigrants who are now living in the U.S. illegally?" and the second answer choice read "There should be a way for those who meet certain requirements to stay in the country legally."

ASK ALL:

Q.49 If Congress passes legislation that includes both increased border security measures and a plan for permanent legal status, do you think that undocumented immigrants already in the country should be allowed to apply for legal status **[INSERT ITEM; RANDOMIZE]**?

(U)	
Jun 12-16	
<u>2013</u>	
43	Only after effective control of U.S. borders has been established
49	While improvements to border security are being made
8	Don't know/Refused (VOL.)

NO QUESTION 50

ASK ALL:

Q.51 Thinking about your daily life, do you have personal contact with any recent immigrants who you know for a fact, or who you suspect, are in the United States illegally, or not?

ASK IF CONTACT WITH UNDOCUMENTED IMMIGRANTS (Q.51=1):

Q.52 Do you know for a fact that any of the immigrants you come into contact with are in the United States illegally, or do you only suspect the immigrants you come into contact with are here illegally?

(U)		<i>Gallup/USA Today</i>
Jul 12-16		Apr
<u>2013</u>		<u>2006</u>
30	Yes, have contact	36
14	Know for a fact they are here illegally	12
15	Only suspect they are here illegally	23
1	Don't know/Refused (VOL.)	1
69	No, do not have contact	62
2	Don't know/Refused (VOL.)	2

NO QUESTIONS 53-54

ASK ALL:

Q.55 Next, I'm going to read you some statements about undocumented immigrants currently in the U.S. Please tell me whether you agree or disagree with each statement. First, **[INSERT ITEMS, RANDOMIZE]**: do you strongly agree, somewhat agree, somewhat disagree or strongly disagree? How about **[NEXT ITEM]**? **[REPEAT AS NECESSARY: Do you strongly agree, somewhat agree, somewhat disagree, or strongly disagree?]**

	<u>NET</u>	<u>Strongly</u>	<u>Somewhat</u>	<u>NET</u>	<u>Somewhat</u>	<u>Strongly</u>	(VOL.)
	<u>Agree</u>	<u>agree</u>	<u>agree</u>	<u>Disagree</u>	<u>disagree</u>	<u>disagree</u>	<u>DK/Ref</u>
a. It would be better for the economy for undocumented immigrants to gain legal status and become legal workers							
Jun 12-16, 2013 (U)	75	44	32	23	10	13	2
b. Deporting all of the undocumented immigrants already in this country would be unrealistic							
Jun 12-16, 2013 (U)	77	57	21	21	9	12	2
c. Most undocumented immigrants are hard workers who should have the opportunity to stay in this country and improve their lives							
Jun 12-16, 2013 (U)	75	38	36	23	11	13	2

Q.55 CONTINUED...

	<u>NET Agree</u>	<u>Strongly agree</u>	<u>Somewhat agree</u>	<u>NET Disagree</u>	<u>Somewhat disagree</u>	<u>Strongly disagree</u>	(VOL.) <u>DK/Ref</u>
d. Granting undocumented immigrants legal status would take jobs from U.S. citizens Jun 12-16, 2013 (U)	51	29	22	48	24	24	1
e. Granting undocumented immigrants legal status would be a drain on government services Jun 12-16, 2013 (U)	61	36	24	36	21	16	3
f. Granting undocumented immigrants legal status would encourage more people to come here illegally Jun 12-16, 2013 (U)	64	38	26	34	19	15	2
g. Granting undocumented immigrants legal status would reward illegal behavior Jun 12-16, 2013 (U)	54	28	26	43	20	23	3

ASK ALL:

Q.56 Just in general... how sympathetic would you say you are toward immigrants who are in the United States illegally **[READ; READ IN REVERSE ORDER FOR HALF SAMPLE]**?

(U)		<i>Gallup/USA Today</i>	
Jun 12-16		<u>May 2010²</u>	<u>May 2006</u>
<u>2013</u>	NET Sympathetic	64	64
64	Very sympathetic	24	17
16	Somewhat sympathetic	40	46
47	NET Unsympathetic	34	34
34	Somewhat unsympathetic	17	18
19	Very unsympathetic	17	16
15	Don't know/Refused (VOL.)	1	3
3			

ASK ALL:

Q.57 And what's your impression, if the Republican Party supported a way for undocumented immigrants to gain legal status do you think this would help or hurt the Republican Party's performance in national elections, or wouldn't it make much difference?

(U)	
Jun 12-16	
<u>2013</u>	Would help the Republican Party in national elections
37	Would hurt the Republican Party in national elections
18	Wouldn't make much difference
41	Don't know/Refused (VOL.)
3	

² In 2010 and 2006, question read, "How sympathetic would you say you are toward illegal immigrants in the United States..."

ASK ALL:

Q.58 Just your best guess ... compared with ten years ago, do you think the number of immigrants entering the U.S. illegally today is higher, lower, or about the same?

(U)
 Jun 12-16
2013
 55 Higher
 15 Lower
 27 About the same
 3 Don't know/Refused **(VOL.)**

ASK ALL:

PARTY In politics TODAY, do you consider yourself a Republican, Democrat, or independent?

ASK IF INDEP/NO PREF/OTHER/DK/REF (PARTY=3,4,5,9):

PARTYLN As of today do you lean more to the Republican Party or more to the Democratic Party?

				(VOL.)	(VOL.)	(VOL.)	Lean	Lean
	Republican	Democrat	Independent	No preference	Other party	DK/Ref	Rep	Dem
Jun 12-16, 2013	23	33	39	3	*	2	17	15
May 1-5, 2013	25	32	37	2	1	3	14	16
Mar 13-17, 2013	26	33	34	3	1	3	14	15
Feb 13-18, 2013	22	32	41	2	*	2	15	19
Jan 9-13, 2013	25	32	38	2	*	2	15	16
Dec 17-19, 2012	21	32	38	4	*	4	15	14
Dec 5-9, 2012	23	33	38	3	1	2	14	19
Oct 31-Nov 3, 2012	26	34	34	3	1	3	13	16
Oct 24-28, 2012	28	33	33	4	*	2	12	16
Oct 4-7, 2012	27	31	36	3	1	3	15	15
Sep 12-16, 2012	24	35	36	2	*	2	14	16
Jul 16-26, 2012	22	33	38	4	*	3	14	15
Jun 28-Jul 9, 2012	24	33	37	3	*	3	15	17
Yearly Totals								
2012	24.7	32.6	36.4	3.1	.5	2.7	14.4	16.1
2011	24.3	32.3	37.4	3.1	.4	2.5	15.7	15.6
2010	25.2	32.7	35.2	3.6	.4	2.8	14.5	14.1
2009	23.9	34.4	35.1	3.4	.4	2.8	13.1	15.7
2008	25.7	36.0	31.5	3.6	.3	3.0	10.6	15.2
2007	25.3	32.9	34.1	4.3	.4	2.9	10.9	17.0
2006	27.8	33.1	30.9	4.4	.3	3.4	10.5	15.1
2005	29.3	32.8	30.2	4.5	.3	2.8	10.3	14.9
2004	30.0	33.5	29.5	3.8	.4	3.0	11.7	13.4
2003	30.3	31.5	30.5	4.8	.5	2.5	12.0	12.6
2002	30.4	31.4	29.8	5.0	.7	2.7	12.4	11.6
2001	29.0	33.2	29.5	5.2	.6	2.6	11.9	11.6
2001 Post-Sept 11	30.9	31.8	27.9	5.2	.6	3.6	11.7	9.4
2001 Pre-Sept 11	27.3	34.4	30.9	5.1	.6	1.7	12.1	13.5
2000	28.0	33.4	29.1	5.5	.5	3.6	11.6	11.7
1999	26.6	33.5	33.7	3.9	.5	1.9	13.0	14.5
1998	27.9	33.7	31.1	4.6	.4	2.3	11.6	13.1
1997	28.0	33.4	32.0	4.0	.4	2.3	12.2	14.1
1996	28.9	33.9	31.8	3.0	.4	2.0	12.1	14.9
1995	31.6	30.0	33.7	2.4	.6	1.3	15.1	13.5
1994	30.1	31.5	33.5	1.3	--	3.6	13.7	12.2
1993	27.4	33.6	34.2	4.4	1.5	2.9	11.5	14.9
1992	27.6	33.7	34.7	1.5	0	2.5	12.6	16.5
1991	30.9	31.4	33.2	0	1.4	3.0	14.7	10.8
1990	30.9	33.2	29.3	1.2	1.9	3.4	12.4	11.3
1989	33	33	34	--	--	--	--	--
1987	26	35	39	--	--	--	--	--

ASK ALL:

TEAPARTY2 From what you know, do you agree or disagree with the Tea Party movement, or don't you have an opinion either way?

	<u>Agree</u>	<u>Disagree</u>	<u>No opinion either way</u>	(VOL.) <u>Haven't heard of</u>	(VOL.) <u>Refused</u>	<i>Not heard of/ DK</i>
Jun 12-16, 2013	22	29	46	2	2	--
May 23-26, 2013	17	20	56	3	4	--
Feb 14-17, 2013	19	26	52	2	1	--
Dec 5-9, 2012	18	29	50	2	1	--
Oct 31-Nov 3, 2012 (RVs)	19	29	47	1	3	--
Oct 4-7, 2012	19	25	52	2	2	--
Sep 12-16, 2012	18	26	53	2	2	--
Jul 16-26, 2012	16	27	54	2	1	--
Jun 28-Jul 9, 2012	19	27	49	3	2	--
Jun 7-17, 2012	21	25	52	2	1	--
May 9-Jun 3, 2012	16	25	54	2	3	--
Apr 4-15, 2012	20	26	50	3	2	--
Mar 7-11, 2012	19	29	48	2	2	--
Feb 8-12, 2012	18	25	53	2	2	--
Jan 11-16, 2012	20	24	52	2	2	--
Jan 4-8, 2012	18	25	52	2	3	--
Dec 7-11, 2011	19	27	50	2	2	--
Nov 9-14, 2011	20	27	51	1	1	--
Sep 22-Oct 4, 2011	19	27	51	2	1	--
Aug 17-21, 2011	20	27	50	1	1	--
Jul 20-24, 2011	20	24	53	1	1	--
Jun 15-19, 2011	20	26	50	3	2	--
May 25-30, 2011	18	23	54	2	2	--
Mar 30-Apr 3, 2011	22	29	47	1	1	--
Mar 8-14, 2011	19	25	54	1	1	--
Feb 22-Mar 1, 2011	20	25	52	2	2	--
Feb 2-7, 2011 ³	22	22	53	2	2	--
Jan 5-9, 2011	24	22	50	2	1	--
Dec 1-5, 2010	22	26	49	2	2	--
Nov 4-7, 2010	27	22	49	1	1	--
Oct 27-30, 2010 (RVs)	29	25	32	--	1	13
Oct 13-18, 2010 (RVs)	28	24	30	--	1	16
Aug 25-Sep 6, 2010 (RVs)	29	26	32	--	1	13
Jul 21-Aug 5, 2010	22	18	37	--	1	21
Jun 16-20, 2010	24	18	30	--	*	27
May 20-23, 2010	25	18	31	--	1	25
Mar 11-21, 2010	24	14	29	--	1	31

Key to Pew Research trends noted in the topline:

(U) Pew Research Center/USA Today polls

³ In the February 2-7, 2011 survey and before, question read "...do you strongly agree, agree, disagree or strongly disagree with the Tea Party movement..." In October 2010 and earlier, question was asked only of those who had heard or read a lot or a little about the Tea Party. In May 2010 through October 2010, it was described as: "the Tea Party movement that has been involved in campaigns and protests in the U.S. over the past year." In March 2010 it was described as "the Tea Party protests that have taken place in the U.S. over the past year."