

April 29, 2013

U.S. Image Rebounds in Mexico

Fewer See Better Life North of the Border, but 35% Would Migrate

Andrew Kohut,

Founding Director, Pew Research Center

Pew Global Attitudes Project:

Richard Wike, Associate Director

Juliana Menasce Horowitz, Senior Researcher

Katie Simmons, Research Associate

Jacob Poushter, Research Associate

Aaron Ponce, Research Associate

Cathy Barker, Research Assistant

Kat Devlin, Research Assistant

For Media Inquiries Contact:

Richard Wike

Vidya Krishnamurthy

202.419.4372

<http://pewglobal.org>

Pew Research Center:

James Bell,

Director of International Survey Research,
Pew Research Center

Bruce Stokes,

Director of Pew Global Economic Attitudes,
Pew Research Center

Elizabeth Mueller Gross,

Vice President, Pew Research Center

U.S. Image Rebounds in Mexico

Fewer See Better Life North of the Border, but 35% Would Migrate

On the eve of President Barack Obama’s visit to Mexico, the United States is enjoying a resurgence of good will among the Mexican public, with a clear majority favorably inclined toward their northern neighbor and more now expressing confidence in Obama.

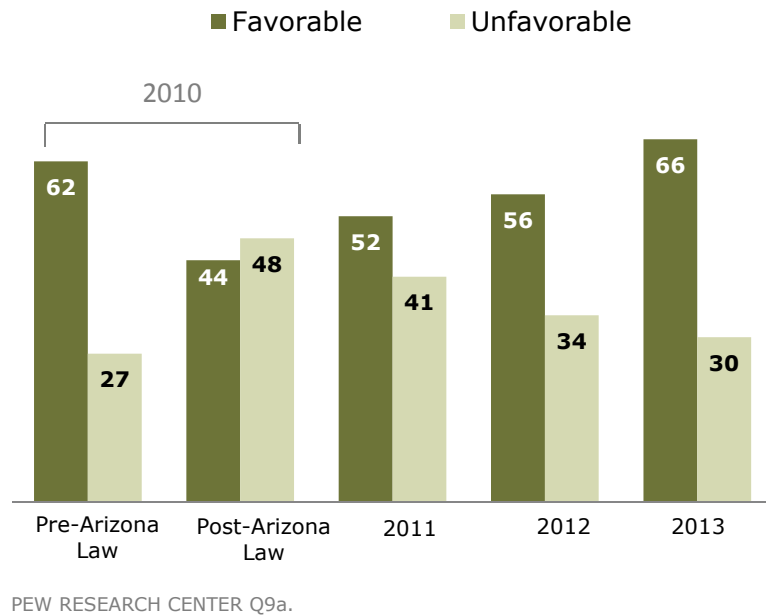
A national opinion survey of Mexico by the Pew Research Center, conducted March 4-17 among 1,000 adults, finds that roughly two-thirds (66%) of Mexicans have a favorable opinion of the U.S.

– up from 56% a year ago and dramatically higher than it was following the passage of Arizona’s restrictive immigration law in 2010, when favorable Mexican attitudes toward the United States slipped to 44%.

Obama also receives higher ratings than he did in recent years. About half (49%) of Mexicans express confidence in the American president to do the right thing when it comes to world affairs, compared with 42% who said the same in 2012 and 38% in 2011. Still, Mexicans’ confidence in Obama has yet to return to the level in his first days in office in 2009, when 55% gave him a high rating.

Mexicans are also now more of the view that the U.S. takes their country’s interests into account when deciding international policy. About half (51%) say Washington considers their country’s interests, while 45% say it does not. In 2012, opinion leaned in the opposite direction – 56% said the U.S. did *not* consider Mexico’s interests, compared with 40% who said it did.

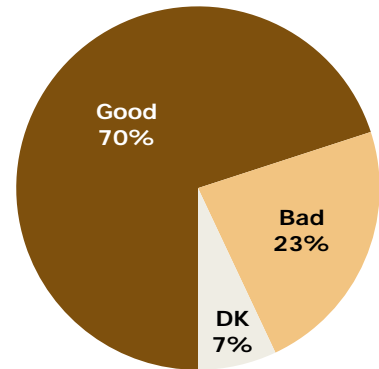
U.S. Favorability Ratings in Mexico



Bilateral issues, particularly the deepening of economic and commercial relations between the U.S. and Mexico, are expected to be among the key items on the agenda when Obama meets with Mexican President Enrique Peña Nieto this week. The survey finds that, overall, 70% of Mexicans consider the deep economic ties between the two countries to be good for Mexico, down slightly from 76% in 2009, when Pew Research last asked this question.

When asked specifically about the influence the U.S. is *currently* having on economic conditions in their country, views are more mixed. One-third of Mexicans say the U.S. is having a positive impact on national economic conditions in Mexico, while 28% think the U.S. is having a bad impact on their country's economy.

Economic Ties with U.S. Are...



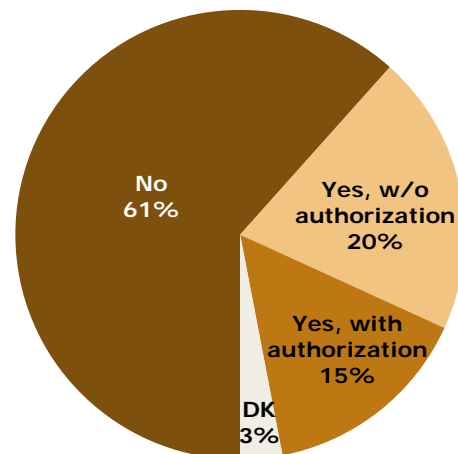
PEW RESEARCH CENTER Q160.

Views on Immigration

More than 11 million Mexicans live in the U.S., including about 6 million who are in the country illegally.¹ Mexicans are divided on whether this is good or bad for their country; 44% say it is good for Mexico that many of its citizens live in the U.S., and an equal share say this is bad for Mexico.

About six-in-ten Mexicans (61%) say they would not move to the U.S. even if they had the means and opportunity to do so. However, a sizable minority (35%) say they would move to the U.S. if they could, including 20% who say they would emigrate without authorization.

Would You Move to U.S.?



PEW RESEARCH CENTER Q151 & Q152.

¹ See ["The Path Not Taken: Two-Thirds of Legal Mexican Immigrants are not U.S. Citizens,"](#) released February 4, 2013, and ["Net Migration from Mexico Falls to Zero – and Perhaps Less,"](#) released April 23, 2012, for more on Mexican migration to the U.S.

Mexicans are less likely than they were a year ago to say that people from their country who move to the U.S. have a better life there; 47% say life is better in the U.S., compared with 53% in 2012. About one-in-five (18%) say Mexicans have a worse life in the U.S., while 29% say it is neither better nor worse. However, among those who have close friends or relatives living in the U.S., 70% say these friends or relatives have achieved their goals, while just 25% believe they have been disappointed.

Life for Mexicans in the U.S.

	2009	2011	2012	2013
	%	%	%	%
Better	57	44	53	47
Worse	14	22	14	18
Neither	22	29	28	29

PEW RESEARCH CENTER Q54.

Three-in-ten Mexicans say they personally know someone who went to the U.S. but returned to Mexico because the person could not find work. About a quarter (27%) know someone who has been deported or detained by the U.S. government for immigration reasons in the last 12 months.

Fewer See Progress on Drug War

Less often than a year ago, Mexicans say their government is making progress in its campaign against drug traffickers; 37% say this is the case, compared with 47% in 2012. An additional 29% now say the government is losing ground against the cartels, and 30% see no change in the way things are going. As in the past, Mexicans overwhelmingly support the use of the Mexican army to fight drug traffickers; 85% are in favor of this approach.

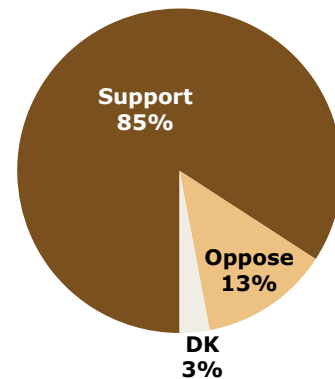
There is also support for some cooperation from the U.S. in the fight against Mexican drug cartels. About three-quarters (74%) would welcome U.S. assistance in training Mexican police and military personnel. A majority (55%) would also approve of the U.S. providing money and weapons to the country's police and military, although this position has lost some support in recent years; 61% backed this form of U.S. assistance in 2012 and 64% did so in 2011. However, there is little enthusiasm for the deployment of U.S. troops to Mexico to fight drug traffickers;

Fewer Say Anti-Drug Campaign Is Making Progress

<i>Campaign against drug traffickers is...</i>	2011	2012	2013
	%	%	%
Making progress	45	47	37
Losing ground	29	30	29
Same as past	25	19	30
Don't know	1	3	3

PEW RESEARCH CENTER Q156.

Strong Support for Army to Fight Drug Traffickers



PEW RESEARCH CENTER Q154.

just 34% of Mexicans would welcome this approach, while 59% would oppose it.

Most Mexicans (56%) blame both the U.S. and their own country for the drug violence in Mexico; 20% say the U.S. is mostly to blame and 17% blame Mexico. When Pew Research first asked this question in 2009, far more blamed the U.S. (25%) than blamed Mexico (15%), while about half (51%) said the countries shared responsibility.

Train Us, Arm Us, but No U.S. Troops

	Support %	Oppose %	DK %
U.S. training police and military	74	21	4
U.S. providing money and weapons	55	37	8
Deploying U.S. troops	34	59	8

PEW RESEARCH CENTER Q158a-c.

Mixed Ratings for Peña Nieto on Key Issues

Peña Nieto, whose election as president in 2012 marked the return to power of the Institutional Revolutionary Party (PRI) after 12 years in the opposition, is generally viewed positively in Mexico; 57% say he is having a good influence on the way things are going in the country, while 38% see his influence as bad.

Mixed Assessments of Peña Nieto

<i>President Peña Nieto's dealing with...</i>	Approve %	Disapprove %	DK %
Organized crime and drug traffickers	47	45	8
Economy	46	46	8
Corruption	44	48	8

PEW RESEARCH CENTER Q39a-c.

However, Mexicans expressed mixed views of Peña Nieto's handling of some key issues. In particular, the same share approves as disapproves of the way the president is dealing with the economy (46%). Similarly, 47% approve of his handling of organized crime and drug traffickers, while 45% disapprove. And when it comes to dealing with corruption, 44% approve of Peña Nieto's approach and 48% disapprove.

Not surprisingly, on all three issues, those who are affiliated with the PRI offer more positive ratings of the president than do those who are affiliated with Felipe Calderón's National Action Party (PAN). At least six-in-ten supporters of the PRI approve of the president's handling of the economy (68%), organized crime and drug traffickers (62%) and corruption (62%). In contrast, 46% of PAN supporters approve of the way he is dealing with the economy and corruption, and 51% give him high marks for his handling of drug cartels.

Pew Research Center's Global Attitudes Project
Spring 2013 Survey
Mexico Survey Methods

The survey in Mexico is part of the larger cross-national Spring 2013 Pew Global Attitudes survey conducted under the direction of Princeton Survey Research Associates International.

Results for the survey in Mexico are based on 1,000 face-to-face interviews conducted March 4 to 17, 2013. The survey is representative of the country's adult population. It uses a multi-stage cluster sample stratified by region and proportional to population size and urban/rural population. All interviews were conducted in Spanish.

The margin of sampling error is ± 4.1 percentage points. For the results based on the full sample, one can say with 95% confidence that the error attributable to sampling and other random effects is plus or minus the margin of error. In addition to sampling error, one should bear in mind that question wording and practical difficulties in conducting surveys can introduce error or bias into the findings of opinion polls.

**Pew Research Center's Global Attitudes Project
2013 Spring Survey Topline Results
April 29, 2013 Release**

Methodological notes:

- Survey results are based on a national sample. For further details on sample designs, see Survey Methods section.
- Due to rounding, percentages may not total 100%. The topline “total” columns show 100%, because they are based on unrounded numbers.
- Since 2007, the Global Attitudes Project has used an automated process to generate topline. As a result, numbers may differ slightly from those published prior to 2007.
- Not all questions included in the Spring 2013 survey are presented in this topline. Omitted questions have either been previously released or will be released in future reports.

		Q9a Please tell me if you have a very favorable, somewhat favorable, somewhat unfavorable or very unfavorable opinion of: a. The United States					
		Very favorable	Somewhat favorable	Somewhat unfavorable	Very unfavorable	DK/Refused	Total
Mexico	Spring, 2013	19	47	19	11	4	100
	Spring, 2012	12	44	21	13	9	100
	Spring, 2011	6	46	32	9	7	100
	Spring, 2010	13	43	21	14	9	100
	Spring, 2009	15	54	18	9	5	100
	Spring, 2008	13	34	25	19	9	100
	Spring, 2007	10	46	26	15	3	100
	Summer, 2002	15	49	15	10	10	100

		Q34bMEX As I read a list of groups and organizations, for each, please tell me what kind of influence the group is having on the way things are going in Mexico: bMEX. President Enrique Peña Nieto					
		Very good	Somewhat good	Somewhat bad	Very bad	DK/Refused	Total
Mexico	Spring, 2013	15	42	25	13	5	100
	Spring, 2012	19	38	25	14	3	100
	Spring, 2011	13	44	23	16	4	100
	Spring, 2009	25	50	16	6	3	100
	Spring, 2007	17	53	21	5	4	100
	Summer, 2002	15	51	18	11	6	100

In 2012, 2011, 2009 and 2007 question asked about President Felipe Calderon. In 2002, question asked about President Vicente Fox.

		Q38 How much confidence do you have in U.S. President Barack Obama to do the right thing regarding world affairs – a lot of confidence, some confidence, not too much confidence, or no confidence at all.					
		A lot of confidence	Some confidence	Not too much confidence	No confidence at all	DK/Refused	Total
Mexico	Spring, 2013	13	36	25	14	11	100
	Spring, 2012	9	33	27	19	11	100
	Spring, 2011	7	31	36	18	8	100
	Spring, 2010	11	32	23	20	14	100
	Spring, 2009	15	40	24	9	11	100

In prior waves this question was presented as a list item.

		Q39a Please tell me if you approve or disapprove of the way President Peña Nieto is handling each of the following areas: a. Dealing with the economy			
		Approve	Disapprove	DK/Refused	Total
Mexico	Spring, 2013	46	46	8	100

		Q39b Please tell me if you approve or disapprove of the way President Peña Nieto is handling each of the following areas: b. Dealing with organized crime and drug traffickers			
		Approve	Disapprove	DK/Refused	Total
Mexico	Spring, 2013	47	45	8	100

		Q39c Please tell me if you approve or disapprove of the way President Peña Nieto is handling each of the following areas: c. Dealing with corruption			
		Approve	Disapprove	DK/Refused	Total
Mexico	Spring, 2013	44	48	8	100

		Q47 In making international policy decisions, to what extent do you think the United States takes into account the interests of countries like Mexico – a great deal, a fair amount, not too much, or not at all?					
		Great deal	Fair amount	Not too much	Not at all	DK/Refused	Total
Mexico	Spring, 2013	15	36	28	17	4	100
	Spring, 2012	11	29	29	27	4	100
	Spring, 2011	9	40	27	20	3	100
	Spring, 2010	8	25	32	31	5	100
	Spring, 2009	16	32	32	17	4	100
	Spring, 2007	13	34	25	24	3	100
	Summer, 2002	12	30	25	27	6	100

		Q54 From what you know, do people from our country who move to the U.S. have a better life there, a worse life there, or is life neither better nor worse there?					
		Better	Worse	Neither better nor worse	Don't know anyone who moved to the U.S. (Volunteered)	DK/Refused	Total
Mexico	Spring, 2013	47	18	29	2	4	100
	Spring, 2012	53	14	28	1	3	100
	Spring, 2011	44	22	29	1	3	100
	Spring, 2009	57	14	22	3	4	100
	Spring, 2007	51	21	23	2	3	100

		Q80 And thinking specifically about our country's economy, how much influence do you think the United States is having on economic conditions in Mexico—a great deal of influence, a fair amount, not too much, or no influence at all?					
		Great deal	Fair amount	Not too much	No influence at all	DK/Refused	Total
Mexico	Spring, 2013	35	35	15	10	6	100

		Q80b ASK IF 'GREAT DEAL' OR 'FAIR AMOUNT' IN Q80: Right now, is the United States having a positive or negative impact on economic conditions in Mexico?					
		Positive	Negative	Neither/Both (Volunteered)	DK/Refused	Total	N=
Mexico	Spring, 2013	47	40	9	3	100	685

		Q151 If at this moment, you had the means and opportunity to go to live in the United States, would you go?			
		Yes	No	DK/Refused	Total
Mexico	Spring, 2013	35	61	3	100
	Spring, 2012	38	61	1	100
	Spring, 2011	38	61	2	100
	Spring, 2009	33	62	5	100

		Q152 ASK IF RESPONDENT WANTS TO GO LIVE IN THE UNITED STATES: And would you be inclined to go work and live in the U.S. without authorization?				
		Yes	No	DK/Refused	Total	N=
Mexico	Spring, 2013	58	41	1	100	354
	Spring, 2012	50	46	4	100	448
	Spring, 2011	53	47	1	100	283
	Spring, 2009	55	41	4	100	341

		Q153 Overall, would you say it is good for Mexico or bad for Mexico that many of its citizens live in the U.S.?			
		Good for Mexico	Bad for Mexico	DK/Refused	Total
Mexico	Spring, 2013	44	44	12	100
	Spring, 2009	42	48	10	100

		Q154 Do you support or oppose using the Mexican army to fight drug traffickers?			
		Support	Oppose	DK/Refused	Total
Mexico	Spring, 2013	85	13	3	100
	Spring, 2012	80	17	3	100
	Spring, 2011	83	14	3	100
	Spring, 2010	80	17	3	100
	Spring, 2009	83	12	5	100

		Q156 Do you think that the Mexican government is making progress in its campaign against the drug traffickers, losing ground, or are things about the same as they have been in the past?				
		Making progress	Losing ground	Same as they have been in the past	DK/Refused	Total
Mexico	Spring, 2013	37	29	30	3	100
	Spring, 2012	47	30	19	3	100
	Spring, 2011	45	29	25	1	100

		Q158a I'm going to read you a list of things the United States might do to help the Mexican government combat drug traffickers in our country. Tell me whether you would support or oppose it: a. Training Mexican police and military personnel			
		Support	Oppose	DK/Refused	Total
Mexico	Spring, 2013	74	21	4	100
	Spring, 2012	75	22	3	100
	Spring, 2011	74	26	1	100
	Spring, 2010	78	19	3	100
	Spring, 2009	78	17	5	100

		Q158b I'm going to read you a list of things the United States might do to help the Mexican government combat drug traffickers in our country. Tell me whether you would support or oppose it: b. Providing money and weapons to the Mexican police and military			
		Support	Oppose	DK/Refused	Total
Mexico	Spring, 2013	55	37	8	100
	Spring, 2012	61	34	4	100
	Spring, 2011	64	33	3	100
	Spring, 2010	57	37	6	100
	Spring, 2009	63	28	8	100

		Q158c I'm going to read you a list of things the United States might do to help the Mexican government combat drug traffickers in our country. Tell me whether you would support or oppose it: c. Deploying U.S. troops in Mexico			
		Support	Oppose	DK/Refused	Total
Mexico	Spring, 2013	34	59	8	100
	Spring, 2012	33	59	8	100
	Spring, 2011	38	57	4	100
	Spring, 2010	26	67	7	100
	Spring, 2009	30	59	11	100

		Q159 Which comes closest to describing your view? The United States is mostly to blame for the drug violence in Mexico, OR Mexico is mostly to blame for the drug violence, OR both are to blame.					
		U.S.	Mexico	Both	Neither (Volunteered)	DK/Refused	Total
Mexico	Spring, 2013	20	17	56	4	4	100
	Spring, 2012	22	14	61	2	1	100
	Spring, 2011	18	16	61	2	3	100
	Spring, 2010	27	14	51	4	5	100
	Spring, 2009	25	15	51	4	5	100

		Q160 All in all, do you think the economic ties between Mexico and the United States are very good, somewhat good, somewhat bad or very bad for our country?					
		Very good	Somewhat good	Somewhat bad	Very bad	DK/Refused	Total
Mexico	Spring, 2013	13	57	18	5	7	100
	Spring, 2009	16	60	16	4	5	100

		Q167 Do you have friends or relatives who live in another country that you write to, telephone or visit regularly?			
		Yes	No	DK/Refused	Total
Mexico	Spring, 2013	43	57	0	100
	Spring, 2012	47	53	0	100
	Spring, 2009	47	52	1	100
	Spring, 2007	51	49	0	100
	Summer, 2002	53	47	0	100

		Q167b ASK IF HAS FRIENDS, RELATIVES LIVING IN ANOTHER COUNTRY THEY CONTACT REGULARLY: Do any of the friends or relatives you write to, telephone or visit regularly live in the U.S.?				
		Yes	No	DK/Refused	Total	N=
Mexico	Spring, 2013	85	15	0	100	435
	Spring, 2012	92	8	1	100	570
	Spring, 2009	83	16	1	100	472
	Spring, 2007	82	17	0	100	423
	Summer, 2002	93	7	1	100	531

		Q168 ASK IF HAS FRIENDS, RELATIVES LIVING IN THE U.S. THEY CONTACT REGULARLY: In general, would you say your friends or relatives who live in the U.S. have achieved their goals, or have they been disappointed?				
		Achieved their goals	Been disappointed	DK/Refused	Total	N=
Mexico	Spring, 2013	70	25	5	100	370
	Spring, 2009	70	23	8	100	386

		Q170 Do you personally know someone who has been deported or detained by the U.S. government for immigration reasons in the last 12 months?			
		Yes	No	DK/Refused	Total
Mexico	Spring, 2013	27	72	1	100
	Spring, 2012	32	68	0	100

		Q171 Do you know someone who went to the U.S. but returned to your area because they could not find work in the U.S.?			
		Yes – I know someone	No – I do not know anyone	DK/Refused	Total
Mexico	Spring, 2013	30	69	1	100
	Spring, 2012	30	69	1	100
	Spring, 2009	40	58	2	100