

The Boomerang Generation

Feeling OK about Living with Mom and Dad

By Kim Parker, Pew Research Center

OVERVIEW

If there's supposed to be a stigma attached to living with mom and dad through one's late twenties or early thirties, today's "boomerang generation" didn't get that memo. Among the three-in-ten young adults ages 25 to 34 (29%) who've been in that situation during the rough economy of recent years, large majorities say they're satisfied with their living arrangements (78%) and upbeat about their future finances (77%).

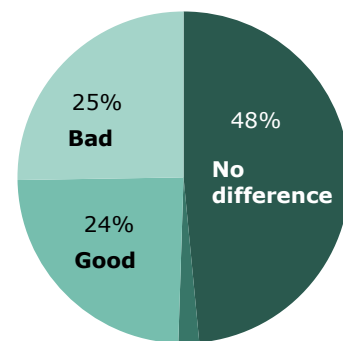
The sharing of family finances appears to have benefited some young adults as well as their parents; 48% of boomerang children report that they have paid rent to their parents and 89% say they have helped with household expenses. As for the effect on family dynamics, about quarter (25%) say the living arrangement has been bad for their relationship with their parents, while a quarter (24%) say it's been good and nearly half (48%) say it hasn't made a difference.

To be sure, most young adults who find themselves under the same roof with mom and dad aren't exactly living the high life. Nearly eight-in-ten (78%) of these 25- to 34-year-olds say they don't currently have enough money to lead the kind of life they want, compared with 55% of their same-aged peers who aren't living with their parents. Even so, large majorities of both groups (77% versus 90%) say they either have enough money now to lead the kind of life they want or expect they will in the future.

One reason young adults who are living with their parents may be relatively upbeat about their situation is that this has become such a widespread phenomenon. Among adults ages 25 to 34, 61% say they have friends or family members who have moved back in with their parents over the past few years because of economic conditions. Furthermore, three-in-ten parents of adult

Boomerang Children and Family Dynamics

% saying living with parents at this stage of life has been ... for relationship



Note: Based on 25-34-year-olds who currently live with their parents or moved in with their parents temporarily in recent years, n=121. "Don't know/Refused" responses shown but not labeled.

PEW RESEARCH CENTER Q30

children (29%) report that a child of theirs has moved back in with them in the past few years because of the economy.

These findings are based on a new Pew Research Center survey of 2,048 adults nationwide conducted Dec. 6-19, 2011, that explores the family dynamics and economics of multi-generational living at a time when the number of multi-generational family households in the country continues to rise.

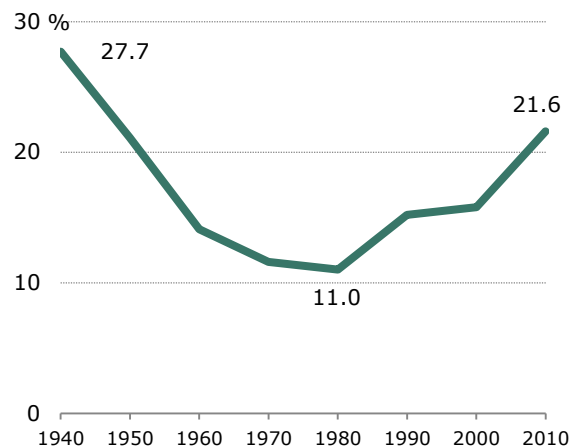
A Pew Research analysis of Census Bureau data shows that the share of Americans living in multi-generational family households is the highest it has been since the 1950s, having increased significantly in the past five years.¹

Adults ages 25 to 34 are among the most likely to be living in multi-generational households: In 2010, 21.6% lived in this type of household, up from 15.8% in 2000 (the vast majority were living with their parents). The share of 25- to 34-year-olds living in multi-generational households was at its lowest in 1980 (11%) and has risen steadily since then, spiking upward since the recession started in 2007.

In some cases, the economics of multi-generational households can be beneficial for both adult children and their parents. While many young adults help defray their parents' household expenses, living with mom and dad can also be a financial lifeline. In 2010, the poverty rate for young adults ages 25 to 34 who lived in multi-generational households was 9.8%. This compared with a poverty rate of 17.4% among young adults living in other households.²

Rising Share of Young Adults Living in Multi-Generational Households

% of adults ages 25-34 living in a multi-generational household



Source: Pew Research Center analysis of U.S. Decennial Census data, 1940-2000 and 2010 American Community Survey (IPUMS)

PEW RESEARCH CENTER

¹ For this analysis "multi-generational households" include households with: two adult generations (parents and adult children age 25 or older where either generation can be the household head); three generations (parents, adult children, grandchildren); skipped generations (grandparents and grandchildren without parents); and more than three generations. By defining adult children as age 25 or older rather than age 18 or older, 18- to 24-year-olds living at home are not treated as an adult generation.

² "Other households" (i.e. non-multi-generational) include households with: one generation or two generations (parent or parents and their child or children under age 25).

Financial Ties, but Not Dependency

Since the onset of the recession, the economic backdrop for young adults has been bleak. The unemployment rate for the youngest workers (those ages 18 to 24) soared from 2007 to 2010 and has only come down slightly over the past year. Adults in their late 20s and early 30s have fared somewhat better in the labor market, but they have felt the sting of tough economic times in other areas of their lives. Many have had to settle for jobs they didn't really want just to make ends meet. Fully a third have gone back to school, and an equal share (34%) have postponed either marriage, parenthood or both.³

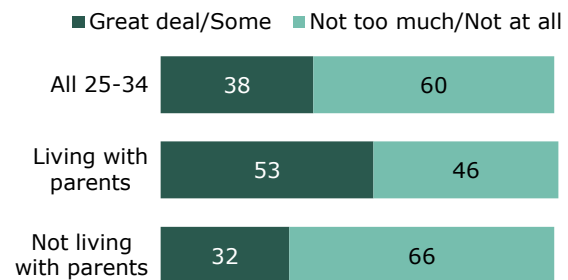
All of this economic upheaval appears to be giving rise to a protracted set of economic ties between parents and their adult children. Among all adults ages 25 to 34, nearly four-in-ten (38%) say their current financial situation is linked to their parents' financial situation. Some 18% say it is linked "a great deal" and 19% say it is linked "some." The remaining 25- to 34-year-olds describe the extent to which their current financial situation is linked to their parents as "not too much" (20%) or "not at all" (41%).

Not surprisingly, young adults who are living at home see a stronger linkage between their finances and those of their parents. Among those ages 25 to 34 who live with their parents now or moved back in temporarily in recent years, 53% say there is a great deal or some connection between their financial situation and their parents'. This compares with only 32% of young adults who are not living with their parents.

For the most part, young adults who say their financial situation is linked to their parents' see this as a benefit rather than a burden. Among 25- to 34-year-olds 72% say their parents' financial situation has had a positive impact on their own financial situation. Only 25% say it has had a negative impact.

Adult Children, Parents and Financial Ties

How much is your current financial situation linked to your parents' financial situation? (%)



Notes: Based on adults ages 25-34 with at least one living parent, n=433. "Don't know/Refused" responses not shown.

PEW RESEARCH CENTER Q26

³ For further analysis of how the recession has affected young adults in the labor force and in other aspects of their lives, see "[Young, Underemployed and Optimistic, Coming of Age Slowly in a Tough Economy.](#)" Pew Research Center's Social & Demographic Trends project, Feb. 9, 2012.

In spite of the connection they see between their finances and their parents', relatively few young adults say they receive direct financial assistance on a regular basis from their parents or other family members. Among adults ages 25 to 34, only 8% say they regularly receive money or financial assistance from their family. The share is significantly higher for adults ages 18 to 24 (34%). In addition, young adults who are enrolled in school are more highly dependent on their parents for financial support (31% receive regular financial help) than are those who are not enrolled (12%).

Other Key Findings

- While much of this report looks at 25- to 34-year-olds, it also includes analysis of a broader universe of young adults—those ages 18 to 34. This provides a larger sample size and allows for deeper demographic analysis among young adults. There is little variation in young adults' living arrangements by gender or race. Among those ages 18 to 34, men (40%) are just as likely as women (38%) to live with their parents now or to have moved back home temporarily. Similarly, there is no significant difference in the share of young whites (38%) and young blacks (32%) who have lived with their parents in recent years. Young Hispanics are slightly more likely to have lived with the parents (45%), although this difference is not statistically significant.
- Educational attainment is linked to living arrangements only for young adults in their early 30s. Among adults ages 30 to 34, those without a college degree are twice as likely as those who have graduated from college to be living with or have moved back in with their parents (22% vs. 10%). Among those younger than 30, educational attainment is not correlated with living arrangements.
- Young adults who are not employed are more likely than those who are working to be living with their parents or to have moved back home temporarily in recent years. Among 18- to 34-year-olds who are not employed, nearly half (48%) have lived with their parents. This compares with only 30% of those who are employed full time.
- The youngest adults—those ages 18 to 34—who are living at home (or moved back in temporarily in recent years) have a much more positive view than those in their late 20s and early 30s on how this has affected their relationship with their parents. Fully 41% of 18- to 24-year-olds say living with their parents at this stage of life has been good for their relationship, while only 12% say it's been bad for the relationship. The 18- to 24-year-olds who have lived with their parents are much less likely than 25- to 34-year-olds to say moving back home was an economic necessity.

- Parents who say an adult child of theirs has moved back home in recent years because of economic conditions are just as satisfied with their family life and housing situation as are those parents whose adult children have not moved back home.
- Census data show that during the recession years (2007-2009) the share of Americans living in multi-generational households increased more among adults ages 25 to 34 than among any other age group.

About the Data

The general public survey is based on telephone interviews conducted Dec. 6-19, 2011, with a nationally representative sample of 2,048 adults ages 18 and older living in the continental United States, including an oversample of 346 adults ages 18 to 34. A total of 769 interviews were completed with respondents contacted by landline telephone and 1,279 with those contacted on their cellular phone. Data are weighted to produce a final sample that is representative of the general population of adults in the continental United States. Survey interviews were conducted under the direction of Princeton Survey Research Associates International, in English and Spanish. Margin of sampling error is plus or minus 2.9 percentage points for results based on the total sample and 4.4 percentage points for adults ages 18-34 at the 95% confidence level.

For a more detailed description of the survey methodology, see "[Young, Underemployed and Optimistic: Coming of Age, Slowly, in a Tough Economy](#)".

Data on multi-generational family households comes from Pew Research calculations of the U.S. Census Bureau's American Community Surveys (ACS) in 2007, 2008, 2009 and 2010, provided by the Integrated Public-Use Microdata Series (IPUMS). The trends on Americans' living arrangements come from Pew Research calculations of Decennial Census data from 1900 to 2000 also provided by IPUMS.

For this report, multi-generational households include households with:

- Two generations: parents (or in-laws) and adult children ages 25 and older (or children-in-law); either generation can "head" the household
- Three generations: parents (or in-laws), adult children (or children-in-law), grandchildren
- "Skipped" generations: grandparents and grandchildren, without parents
- More than three generations

For a more detailed description of types of households and the methodology used for the Pew Research analysis of Census data, see "[Fighting Poverty in a Tough Economy, Americans Move in with Their Relatives](#)".

WHO ARE THE BOOMERANG KIDS?

This generation of young adults has sometimes been labeled the “boomerang generation” for its proclivity to move out of the family home for a time and then boomerang right back. The Great Recession seems to have accelerated this tendency. The Pew Research survey found that among all adults ages 18 to 34, 24% moved back in with their parents in recent years after living on their own because of economic conditions.

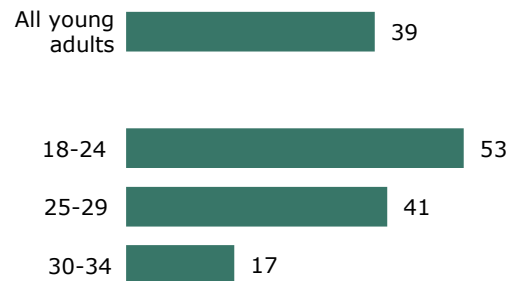
Of course some young adults were already living at home for reasons that may or may not have to do with the weak economy. The youngest adults—ages 18 to 24—are more likely to fall into this category. According to the survey 40% of 18- to 24-year-olds currently live with their parents, and the vast majority of them say they did not move back home because of economic conditions (in fact many of them may have never moved out in the first place). Among those ages 25 to 34, only 12% currently live with their parents, but another 17% say they moved back home temporarily in recent years because of economic conditions.

Overall, 39% of all adults ages 18 to 34 say they either live with their parents now or moved back in temporarily in recent years, but there is considerable variance by age. Among 18- to 24-year-olds more than half (53%) live at home or moved in for a time during the past few years. Among adults ages 25 to 29, 41% live with or moved back in with their parents, and among those ages 30 to 34, 17% fall into this category.

Young men and young women are equally likely to fall into this category—40% of men ages 18 to 34 and 38% of women in the same age group either live with their parents now or moved back in for a time because of the economy. While there is no significant difference in the share of young whites, blacks or Hispanics who are living with their parents, young whites and Hispanics are much more likely than young blacks to have moved back in with their parents temporarily because of economic conditions.⁴

Youngest Adults Staying Close to Home

% saying they live with parents now or moved back in with parents temporarily because of economy



Note: Based on adults ages 18-34, n=808.

PEW RESEARCH CENTER OWNRENT, Q29a

⁴ For analytic purposes, where specified, the broader universe of young adults ages 18 to 34 is used for sub-group analysis.

Educational status is linked with living arrangements for young adults in their 30s, but not for those under age 30. Among 30- to 34-year-olds, college graduates are significantly less likely than non-college graduates to be living at home (10% vs. 22%). Among adults ages 18 to 29, educational status is not related to living arrangements: 42% of college graduates in this age group live with their parents, as do 50% of those who are currently enrolled in school and 49% of those who are not enrolled and do not have a college degree.

Employment status is correlated with living arrangements among young adults. Nearly half (48%) of adults ages 18 to 34 who are not employed either live with their parents or moved in with them temporarily because of economic conditions. Among those who are employed full or part time, 35% are living at home or moved back for a time. Young adults who are not just working but feel they are in a “career” are among the least likely to be living with their parents. Only 17% of these young adults are living at home. By comparison, 42% of young working adults who say their job is a stepping stone to a career or just a job to get them by are living with their parents or have done so in recent years.

Similarly, working young adults who are not satisfied with their wages have a greater likelihood of living at home. Among those who say they do not get paid enough for the kind of work they do, 41% are living with their parents or moved back in for a time because of the economy. Among those who say they do get paid enough, only 27% are living at home.

A Widespread Phenomenon

Whether or not they live with their parents, most young adults say they have a friend or family member who has moved back in with their parents in the past few years because of economic conditions. Among all 18- to 34-year-olds, 63% say they know someone who had to move back home because of the economy.

Young adults who are themselves living at home (or who moved back in temporarily) are more likely than others to know someone in the same situation. More than seven-in-ten young adults who are living with their parents

Most Young Adults Know Someone Who’s Moved Back Home

% saying...

Have a friend or family member who moved back in w/parents because of economy:

All 18-34  63

Adult child/children moved back home in recent years because of economy:

Parents w/kids 18+  29

Note: First bar is based on all adults ages 18-34 (n=808); second bar is based on parents with one or more children age 18 or older (n=856).

PEW RESEARCH CENTER Q32, 33

say they have a friend or family member who moved back home in recent years. This compares with 58% of young adults who are living on their own.

Roughly one-in-three parents of adult children (29%) say that an adult child of theirs has moved back in with them in the past few years because of economic conditions. Mothers of adult children are more likely than fathers to report that their adult child has moved back home in recent years (35% vs. 21%). And Hispanic parents are more likely than black or white parents to say they've had an adult child move back home recently.

There is no clear socio-economic pattern to this. Parents with annual household incomes of \$100,000 or more are just as likely as those with incomes under \$30,000 to say their adult child has moved back home because of economic conditions.

How Living at Home Affects Outlook, Relationships

Parents who say their adult children have moved back in with them are just as satisfied with their family life and housing situation as are those parents whose adult children have not moved back home. And the same can be said of the adult children. Fully 68% of young adults ages 18 to 34 who are living with their parents or moved back in temporarily because of economic conditions say they are very satisfied with their family life. This compares with 73% of young adults who are not living with their parents (a statistically insignificant difference). Similarly, 44% of young adults who live with their parents say they are very satisfied with their present housing situation. A similar proportion (49%) of young adults who live on their own say the same.

And living with mom and dad hasn't dampened the economic optimism of these young adults. Overall, young adults are much more optimistic than middle-aged and older adults about their financial future, in spite of the tough economic times and difficult labor market they are facing. Young adults who are currently living with their parents or moved back in temporarily because of economic conditions are less likely than their counterparts who are living on their own to say they have enough money to live the kind of life they want. Among those ages 18 to 34, 21% say they have enough money now, compared with 38% of young adults who are not living with their parents.

However, among those young adults who say they do not have enough money now, equal shares of those who live with their parents and those who do not are optimistic that they will earn enough in the future—83% of those who live at home (or moved back temporarily) and 84% of those who live on their own say they will have enough money in the future to live the kind of life they want.

Living at home with mom and dad may be an economic necessity for many young adults, but how does it affect their relationship with their parents? Survey findings suggest that the effect is more positive than negative. Overall, 34% of adults ages 18 to 34 who live with their parents or move backed in temporarily because of economic conditions say that living with

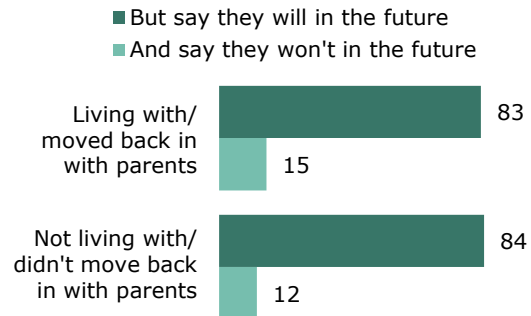
their parents at this stage of life has been good for the relationship. Only 18% say this has been bad for their relationship with their parents, and 47% say it hasn't made any difference.

Views on this differ, however, based on age and on an individual's circumstances. Among young adults who are living with their parents, the youngest ones (ages 18 to 24) tend to give the most upbeat assessment of how living at home has impacted their relationship with their parents. Fully 41% of these 18- to 24-year-olds say living at home at this stage of life has been good for their relationship with their parents. Only 12% say it's been bad for their relationship, and 47% say it hasn't made a difference. Opinion is more evenly split among those ages 25 to 34: 24% say living at home has been good for their relationship with their parents, an equal share (25%) say it's been bad for their relationship, and 48% say it hasn't made a difference.

Young adults who say moving back home was an economic necessity have a more negative view of how this living arrangement has affected their relationship with their parents. Among those who say they moved back in with their parents after living on their own, 25% say this was good for their relationship, 24% say this was bad for their relationship, and 50% say it hasn't made any difference.

Living Arrangements Don't Dampen Optimism

% of 18- to 34-year-olds who don't have enough income now...



Notes: Based on adults ages 18-34 who say they don't earn enough money/have enough income (n=540). "Don't know/Refused" responses not shown.

PEW RESEARCH CENTER Q15/17

The views of young adults who are living with their parents but say they didn't move in because of the economy are much more positive. Nearly half of these young adults say living with their parents at this stage of life has been good for their relationship. Only 8% say this has been bad for their relationship, and 44% say it hasn't made any difference.

The Rise of Multi-Generational Households

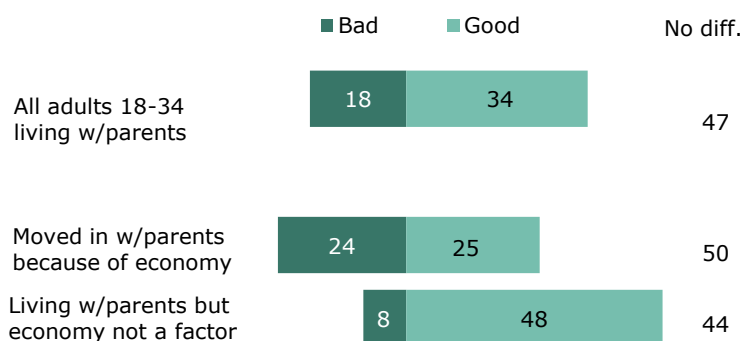
Young adults moving back in with their parents is part of a broader trend toward multi-generational living. The number of Americans living in multi-generational households has been increasing steadily since 1980. Demographic forces such as delayed marriage and a wave of immigration have contributed to the increase.⁵

During the recent recession, which officially began in December 2007 and ended in June 2009, the number of Americans living in multi-generational households rose sharply. A 2011 Pew Research Center report found that from 2007 to 2009 the increase in the number of Americans living in multi-generational households—from 46.5 million to 51.4 million—was the largest increase in modern history.⁶

The 2011 report linked the rise in multi-generational living to the economy. Unemployed adults, whose numbers grew substantially during the recession, are much more likely than those with jobs to be living in a multi-generational household. The recession's impact on personal finances also likely contributed to the increase. From 2007 to 2009, median income

How Does Living with Mom & Dad Affect the Relationship?

% saying living with parents has been ... for relationship



Notes: Based on adults ages 18-34 who currently live with their parents or moved in with their parents temporarily in recent years, n=318. "Don't know/Refused" responses not shown.

PEW RESEARCH CENTER Q30

⁵ For more information on trends in multi-generational living from 1980-2006, see "[The Return of the Multi-Generational Family Household.](#)" Pew Research Center's Social & Demographic Trends project, March 18, 2010.

⁶ To read the 2011 report in its entirety, see "[Fighting Poverty in a Bad Economy, Americans move in with Relatives.](#)" Pew Research Center's Social & Demographic Trends project, Oct 3, 2011.

went down and poverty rates went up. Over this period, the share of Americans living in multi-generational households increased more among young adults than among other age groups. By 2009, 21% of those ages 25 to 34 were living in multi-generational households, and the share had crept up even higher by the end of 2010 (to 21.6%). Among the total population, 17.5% were living in multi-generational households in 2010, up from 15.2% in 2006.

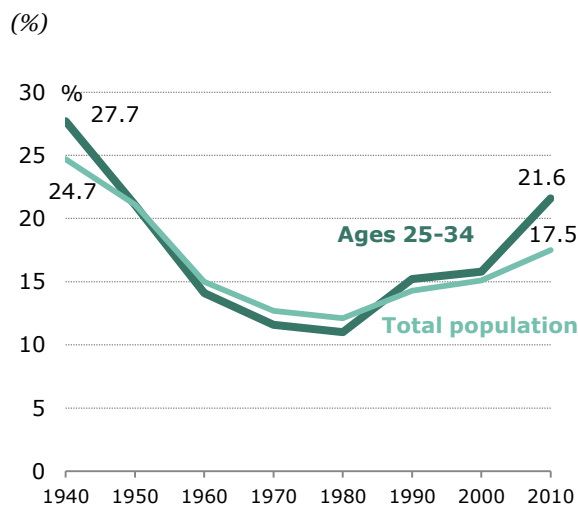
The Economics of Multi-Generational Living

Young adults who live with their parents contribute to the household in various ways. Nearly all of the 18- to 34-year-olds surveyed (96%) say that they do chores around their parents' house. And fully 75% say they contribute to household expenses such as groceries or utility bills. More than a third (35%) pay rent to their parents.

Young men and young women are equally likely to say they do chores around the house and pay rent. However, more young women than young men say they contribute to household expenses (84% vs. 67%).

Young adults ages 18 to 24 are much less likely than their slightly older counterparts to say they pay rent or contribute to household expenses. Nearly half (48%) of those ages 25 to 34 who are living with their parents or moved in temporarily during tough economic times say they have paid rent to their parents. Only 25% of those under age 25 say they pay rent.

Young Adults Outpace Others in Multi-Generational Living

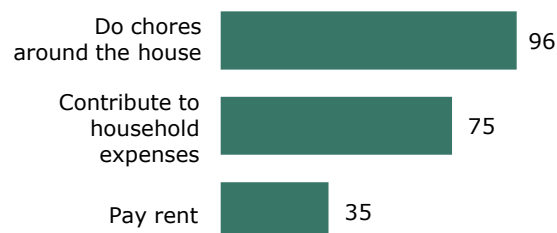


Source: Pew Research Center analysis of U.S. Decennial Census data, 1940-2000 and 2010 American Community Survey (IPUMS).

PEW RESEARCH CENTER

Young Adults Pulling Their Weight

% of 18- to 34-year-olds living at home who say they...



Note: Based on adults ages 18-34 who currently live with their parents or moved in with their parents temporarily in recent years, n=318.

PEW RESEARCH CENTER Q31

Overall, the median income for multi-generational households is higher than the income for other types of households. This is attributable in part to the fact that there are more potential breadwinners in multi-generational households than in other households. After controlling for household size, the income of multi-generational households is actually slightly lower than that of other households.⁷

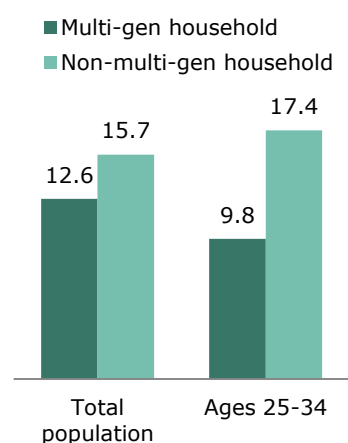
While multi-generational households may not provide higher incomes, they do appear to serve as an economic safety net. Americans who live in multi-generational households are less likely than those who live in other households to live in poverty. According to Census Bureau data, in 2010, 12.6% of those living in multi-generational households lived in poverty. This compares with 15.7% of those living in other households.⁸

The gap is especially wide among young adults, suggesting that living in a multi-generational household may be particularly beneficial for this age group. Fewer than one-in-ten 25- to 34-year-olds (9.8%) who resided in a multi-generational household in 2010 lived below the poverty line. By contrast, 17.4% of those who lived in another type of household lived in poverty.

Among middle-aged adults, the difference in poverty rates between those who lived in a multi-generational household and those who didn't were much smaller. For example, among those ages 35 to 44, the poverty rate was 12.2% for those living in a multi-generational household and 12.4% for those living in other households. The gap is somewhat wider among older Americans, though still not as dramatic as the gap among 25- to 34-year-olds.

Poverty Rates by Household Type, 2010

% of people living in poverty



Source: Pew Research Center analysis of 2010 American Community Survey (IPUMS).

Note: Poverty thresholds vary with family size.

PEW RESEARCH CENTER

⁷ See "[Fighting Poverty in a Bad Economy, Americans move in with Relatives](#)." Pew Research Center's Social & Demographic Trends project, Oct 3, 2011.

⁸ Poverty thresholds vary with family size, thus the threshold becomes higher as members are added to the family. Precise levels of the thresholds vary with age of the household head and the number of children younger than 18 living with the family. (<http://www.census.gov/hhes/www/poverty/index.html>)

Financial Connections across Generations

Given the complexities of family economics along with tough economic times, it is not surprising that many young adults say their current financial situation is linked to their parents' financial situation. One-in-four adults ages 18 to 34 say there is a "great deal" of linkage between their financial situation and that of their parents. A similar proportion (23%) say there is "some" linkage between their financial situation and their parents'. The remaining 51% say their financial situation is linked to their parents' "not too much" (18%) or "not at all" (33%).

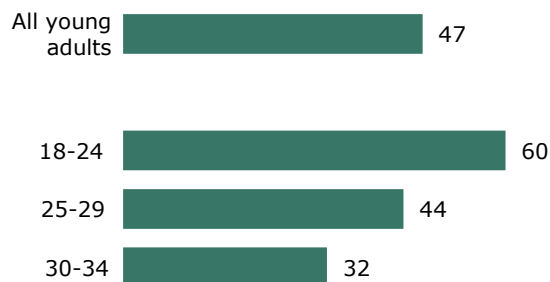
Young adults are much more likely than middle-aged and older adults to see a strong connection between their financial situation and their parents' financial situation. Among those ages 35 to 49 whose parents are still living, 31% say there is a great deal or some linkage between their financial situation and that of their parents. Among those ages 50 and older the share is slightly smaller (24%).

Among young adults themselves, the degree to which they perceive a link between their finances and their parents' varies with age. For the youngest adults, the connection is the strongest. Fully 60% of 18- to 24-year-olds say their financial situation is linked to their parents' a great deal or some. Among those ages 25 to 29, 44% say the same. For young adults in their early thirties, there is less likely to be a strong link between their finances and their parents'. A third (32%) say there is a great deal or some linkage between the two, while 66% describe it as not too much or not at all.

Among those adults who believe there is at least some connection between their financial situation and that of their parents, the vast majority see this as a good thing. Three-quarters (74%) say their parents' financial situation has had a positive impact on their current financial situation. Only one-in-five say the impact has been negative.

Financial Ties Vary with Age

% saying their financial situation is linked to their parents' financial situation "a great deal" or "some"



Note: Based on all adults ages 18-34, n=808

PEW RESEARCH CENTER Q26

This pattern holds true across age groups. Among 18- to 34-year-olds, as well as those ages 35 and older, most of those who see a connection between their financial situation and their parents' say the impact on them has been positive.

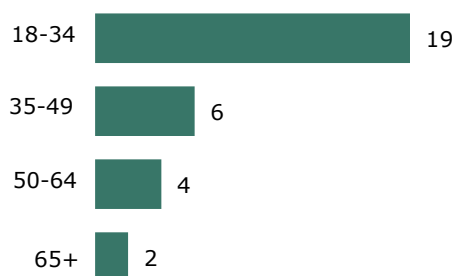
While many adults see a link between their finances and their parents' finances, relatively few say they actually receive regular financial assistance from their parents. Overall, 9% of all adults say they receive money or financial assistance from their parents or other family members on a regular basis. Among adults ages 18 to 34, the share is considerably higher (19%). Among those ages 35 and older, only 4% say they receive this type of help.

Not surprisingly, the youngest adults are the most likely to rely on their parents for regular assistance. Fully a third (34%) of 18- to 24-year-olds say their parents regularly give them money or financial help. Among those ages 25 to 34, only 8% say the same.

The share of young adults receiving assistance from their parents or other family members does not differ by gender or race. Young adults who are working full time are among the least likely to say they receive regular assistance from their parents.

Financial Assistance by Age

% saying they regularly receive money or financial assistance from parents or family members



Note: Based on all adults, n=2,048.

PEW RESEARCH CENTER

APPENDIX 1: TOPLINE QUESTIONNAIRE

PEW SOCIAL & DEMOGRAPHIC TRENDS
DECEMBER 2011 YOUTH AND ECONOMY SURVEY
TOPLINE OF SELECTED QUESTIONS
DECEMBER 6-DECEMBER 19, 2011
TOTAL N=2,048, AGES 18-34 N=808

NOTE: ALL NUMBERS ARE PERCENTAGES. THE PERCENTAGES GREATER THAN ZERO BUT LESS THAN 0.5 % ARE REPLACED BY AN ASTERISK (*). COLUMNS/ROWS MAY NOT TOTAL 100% DUE TO ROUNDING. UNLESS OTHERWISE NOTED, ALL TRENDS REFERENCE SURVEYS FROM SOCIAL & DEMOGRAPHIC TRENDS AND THE PEW RESEARCH CENTER FOR THE PEOPLE & THE PRESS. PERCENTAGES FOR SUB-GROUPS ARE NOT REPORTED WHEN N IS LESS THAN 100.

ASK ALL:

Q.2 Next, please tell me whether you are satisfied or dissatisfied, on the whole, with the following aspects of your life: (First/Next) [READ AND RANDOMIZE] [IF NECESSARY: Are you satisfied or dissatisfied?]

REQUIRED PROBE: Would you say you are VERY (dis)satisfied or SOMEWHAT (dis)satisfied?

a. Your family life

<u>Total</u>	<u>18-34</u>	<u>35+</u>		<u>Sep</u> <u>2011</u>	<u>Mar</u> <u>2011</u>	<u>Oct</u> <u>2010</u>	<u>Jun</u> <u>2008</u>	<u>Oct</u> <u>2005</u>	<u>Jan</u> <u>1999</u>	<u>Nov</u> <u>1996</u>
69	71	69	Very satisfied	67	72	75	69	72	71	69
20	21	20	Somewhat satisfied	22	19	19	22	19	20	21
5	4	6	Somewhat dissatisfied	5	4	4	4	4	4	6
3	3	3	Very dissatisfied	4	3	2	2	3	3	3
*	*	*	Does not apply (VOL.)	n/a	*	*	1	1	n/a	n/a
2	2	2	Don't know/Refused (VOL.)	3	2	1	2	1	2	1

b. Your personal financial situation

<u>Total</u>	<u>18-34</u>	<u>35+</u>		<u>Sep</u> <u>2011</u>	<u>Mar</u> <u>2011</u>	<u>Oct</u> <u>2010</u>	<u>Feb</u> <u>2009⁹</u>
27	20	29	Very satisfied	25	28	29	23
38	43	35	Somewhat satisfied	35	39	40	43
16	20	15	Somewhat dissatisfied	19	17	14	18
17	16	18	Very dissatisfied	18	14	14	13
*	*	*	Does not apply (VOL.)	n/a	*	*	*
2	1	2	Don't know/Refused (VOL.)	2	2	2	3

⁹ In Feb 2009, the question read "Please tell me whether, on the whole, you are very satisfied, somewhat satisfied, somewhat dissatisfied, or very dissatisfied with the following aspects of your life..."

Q.2 CONTINUED

c. Your present housing situation

<u>Total</u>	<u>18-34</u>	<u>35+</u>		<u>Mar</u> <u>2011</u>	<u>Feb</u> <u>2009</u> ¹⁰	<u>Oct</u> <u>2005</u>	<u>Jan</u> <u>1999</u>	<u>Nov</u> <u>1996</u>
57	47	62	Very satisfied	56	56	63	61	56
28	35	25	Somewhat satisfied	29	30	25	28	31
8	11	6	Somewhat dissatisfied	7	8	6	6	7
6	6	6	Very dissatisfied	5	4	5	4	5
0	0	0	Does not apply (VOL.)	*	*	*	n/a	n/a
1	*	1	Don't know/Refused (VOL.)	2	2	1	1	1

ASK IF EMPLOYED (E3=1,2) [n=1,231]:

Q.14 Do you now earn enough money to lead the kind of life you want, or not?

ASK IF NO (Q.14=2)

Q.15 Do you think you will be able to earn enough money in the future to lead the kind of life you want, or not?

ASK IF NOT EMPLOYED OR DK/REF (E3=3,9) [n=817]:

Q.16 Do you now have enough income to lead the kind of life you want, or not?

ASK IF NO (Q.16=2)

Q.17 Do you think you will have enough income in the future to lead the kind of life you want, or not?

Q.14-17 Combined [N=2,048]

<u>Total</u>	<u>18-34</u>	<u>35+</u>	
44	31	50	Yes
54	68	48	No (NET)
30	57	17	Yes, will in future
21	9	28	No, will not in future
3	2	3	Don't know/Refused (VOL.)
1	1	2	Don't know/Refused (VOL.)
	(n=808)	(n=1211)	

ASK ALL:

F.1 Is your mother living?

<u>Total</u>	<u>18-34</u>	<u>35+</u>	
62	95	47	Yes
38	5	53	No
*	*	0	Don't know/Refused (VOL.)

ASK ALL:

F.2 Is your father living?

<u>Total</u>	<u>18-34</u>	<u>35+</u>	
50	85	34	Yes
48	13	65	No
1	2	1	Don't know/Refused (VOL.)

¹⁰ In 2009 and earlier, the item was "your housing situation."

ASK IF PARENT OR PARENTS ARE STILL LIVING (F.1=1 OR F.2=1) [n=1,452]:

Q.26 Thinking about your current financial situation, how much would you say it is linked to your parents' financial situation? Would you say ... **[READ]**?

<u>Total</u>	<u>18-34</u>	<u>35+</u>	
17	25	11	A great deal
20	23	16	Some
18	18	19	Not too much
43	33	51	Not at all
2	1	3	Don't know/Refused (VOL.)
	(n=789)	(n=650)	

ASK IF "GREAT DEAL" OR "SOME" IN Q.26 (Q.26=1,2) [n=579]:

Q.27 In general, would you say your parents' financial situation has had a positive impact or a negative impact on your current financial situation?

<u>Total</u>	<u>18-34</u>	<u>35+</u>	
74	75	74	Positive impact
20	22	15	Negative impact
1	1	1	Mixed (VOL.)
5	2	9	Don't know/Refused (VOL.)
	(n=391)	(n=184)	

ASK ALL:

KIDSA Do you have any children under age 18? **IF RESPONDENT VOL.UNTEERS THAT THEY HAVE STEPCHILDREN, ASK:** Do you consider yourself (**IF MORE THAN ONE:** their/**IF ONE:** his or her) parent or guardian, or not? **IF YES, CODE '1'**

<u>Total</u>	<u>18-34</u>	<u>35+</u>	
32	38	29	Yes
68	62	71	No
*	*	0	Don't know/Refused (VOL.)

ASK IF KIDS UNDER 18 (KIDSA=1) [n=627]:

KIDSB Are any of those children age 16 or younger?

<u>Total</u>	<u>18-34</u>	<u>35+</u>	
92	96	89	Yes
8	4	10	No
*	0	1	Don't know/Refused (VOL.)
	(n=279)	(n=342)	

ASK ALL:

KIDSC Do you have any adult children, age 18 or older? **IF RESPONDENT VOL.UNTEERS THAT THEY HAVE STEPCHILDREN, ASK:** Do you consider yourself (**IF MORE THAN ONE:** their/**IF ONE:** his or her) parent or guardian, or not? **IF YES, CODE '1'**

<u>Total</u>	<u>18-34</u>	<u>35+</u>	
46	1	68	Yes
54	99	32	No
*	*	0	Don't know/Refused (VOL.)

ASK IF KIDSC=1 [n=856]:

AKID How many of your children are ages 18 or older?

<u>Total</u>	
20	1
39	2
21	3
19	4+
*	Don't know/Refused (VOL.)

ASK ALL:

OWNRENT Do you own or rent your home [IF AGE < 35: or do you live in a dorm or live with your parents]?

<u>Total</u>	<u>18-34</u>	<u>35+</u>	
56	23	72	Own
30	42	24	Rent
2	6	0	Live in a dorm
8	24	1	Live with parents
4	5	3	Other arrangement (VOL.)
*	0	*	Don't know/Refused (VOL.)

ASK ONLY THOSE AGES 18-34 (n=808):

Q.29 For each of the following, please tell me whether or not it is something that has happened to you over the past few years because of economic conditions. Have you [INSERT ITEM; RANDOMIZE]?

a. Moved back in with your parents after living on your own

<u>18-34</u>		May 2010 ¹¹
		<u>18-34</u>
24	Yes	22
75	No	76
1	Does not apply (VOL.)	2
0	Don't know/Refused (VOL.)	*
		(n=390)

ASK IF 18-34 AND LIVING WITH PARENTS OR MOVED BACK IN WITH PARENTS BUT NO LONGER LIVING THERE [n=318]:

Q.30 Would you say [IF Q.29a=1: moving back in with your parents/IF OWNRENT=4 AND Q.29a=2-9: living with your parents at this stage of your life] has generally been good for your relationship, bad for your relationship, or hasn't it made any difference?

<u>Total</u>	
34	Good for the relationship
18	Bad for the relationship
47	Hasn't made a difference
1	Don't know/Refused (VOL.)

¹¹ In May 2010, the question asked if this was something that "has happened to you during the recession."

ASK IF 18-34 AND LIVING WITH PARENTS OR MOVED BACK IN WITH PARENTS BUT NO LONGER LIVING THERE [n=318]:

Q.31 **[IF LIVING WITH PARENTS (OWNRENT=4): Do you currently do/IF MOVED BACK IN WITH PARENTS BUT NOT CURRENTLY LIVING WITH PARENTS (OWNRENT NE 4 AND Q.29a=1: While you were living with your parents, did you do] any of the following or not? [READ AND RANDOMIZE] Did you [INSERT NEXT ITEM] or not?**

a. Pay rent to your parents

<u>Total</u>	
35	Yes
65	No
*	Don't know/Refused (VOL.)

b. Contribute to household expenses such as groceries or utility bills

<u>Total</u>	
75	Yes
25	No
*	Don't know/Refused (VOL.)

c. Do chores around the house

<u>Total</u>	
96	Yes
4	No
*	Don't know/Refused (VOL.)

ASK ONLY THOSE AGES 18-34 [n=808]:

Q.32 Do you have any friends or family members who have moved back in with their parents over the past few years because of economic conditions, or not?

<u>18-34</u>	
63	Yes
36	No
1	Don't know/Refused (VOL.)

ASK PARENTS WITH GROWN CHILDREN (KIDSC=1) [n=856]:

Q.33 Over the past few years because of economic conditions, (IF AKID=1: has your adult child/IF AKID=2-9: have any of your adult children) moved back in with you after living on their own, or not?

<u>Total</u>	
29	Yes
68	No
3	Have always lived at home/Never moved out (VOL.)
*	Don't know/Refused (VOL.)

The Boomerang Generation: Feeling OK about Living with Mom & Dad

ASK ALL:

FINAN Do you receive some money or financial assistance on a regular basis from [(IF F.1=1 OR F.2=1) AND AGE<60: your parents or other] family members, or not?

<u>Total</u>	<u>18-34</u>	<u>35+</u>	
9	19	4	Yes
90	80	95	No
1	*	1	Don't know/Refused (VOL.)