

FOR RELEASE JUNE 21, 2018

# Global Uptick in Government Restrictions on Religion in 2016

*Nationalist parties and organizations played an increasing role in harassment of religious minorities, especially in Europe*

**FOR MEDIA OR OTHER INQUIRIES:**

Katayoun Kishi, Research Associate  
Anna Schiller, Communications Manager

202.419.4372

[www.pewresearch.org](http://www.pewresearch.org)

**RECOMMENDED CITATION**

Pew Research Center, June 21, 2018, "Global Uptick in Government Restrictions"

## About Pew Research Center

Pew Research Center is a nonpartisan fact tank that informs the public about the issues, attitudes and trends shaping America and the world. It does not take policy positions. The Center conducts public opinion polling, demographic research, content analysis and other data-driven social science research. It studies U.S. politics and policy; journalism and media; internet, science and technology; religion and public life; Hispanic trends; global attitudes and trends; and U.S. social and demographic trends. All of the Center's reports are available at [www.pewresearch.org](http://www.pewresearch.org). Pew Research Center is a subsidiary of The Pew Charitable Trusts, its primary funder.

This report was produced by Pew Research Center as part of the Pew-Templeton Global Religious Futures project, which analyzes religious change and its impact on societies around the world. Funding for the Global Religious Futures project comes from The Pew Charitable Trusts and the John Templeton Foundation.

© Pew Research Center 2018

## Acknowledgments

This report was produced by Pew Research Center as part of the Pew-Templeton Global Religious Futures project, which analyzes religious change and its impact on societies around the world. Funding for the Global Religious Futures project comes from The Pew Charitable Trusts and the John Templeton Foundation.

This report is a collaborative effort based on the input and analysis of the following individuals:

### Primary Researcher

Katayoun Kishi, *Research Associate*

### Research Team

Alan Cooperman, *Director of Religion Research*

Samirah Majumdar, *Research Analyst*

Juan Carlos Esparza Ochoa, *Data Manager*

### Coders

Natalie Bloy, Margaret S. Hagen, Daniel Levin, Kate Randazzo and Madison H. Raubaugh

### Editorial and Graphic Design

Michael Lipka, *Senior Editor*

Aleksandra Sandstrom, *Copy Editor*

Bill Webster, *Information Graphics Designer*

### Communications and Web Publishing

Stacy Rosenberg, *Associate Director, Digital*

Travis Mitchell, *Digital Producer*

Anna Schiller, *Communications Manager*

Jessica Pumphrey, *Communications Associate*

James Bell, vice president of global strategy at Pew Research Center, also provided research guidance.

## Table of contents

<b>Overview</b>	<b>4</b>
<b>1. Number of countries with ‘very high’ government restrictions on religion at highest level since 2007</b>	<b>17</b>
<b>2. Harassment of religious groups hits highest point since 2007</b>	<b>26</b>
<b>3. Americas the only region with a rise in both government restrictions and social hostilities involving religion in 2016</b>	<b>30</b>
<b>4. Among the 25 most populous countries, Egypt, Russia, India, Indonesia and Turkey had the highest overall restrictions on religion in 2016</b>	<b>36</b>
<b>Methodology</b>	<b>39</b>
<b>Appendix A: Government Restrictions Index</b>	<b>55</b>
<b>Appendix B: Social Hostilities Index</b>	<b>58</b>
<b>Appendix C: Religious restrictions index scores by region</b>	<b>61</b>
<b>Appendix D: Summary of results</b>	<b>67</b>
<b>Appendix E: Results by country</b>	<b>89</b>



# Global Uptick in Government Restrictions on Religion in 2016

*Nationalist parties and organizations played an increasing role in harassment of religious minorities, especially in Europe*

Restrictions on religion around the world continued to climb in 2016, according to Pew Research Center's ninth annual study of global restrictions on religion. This marks the second year in a row of increases in the overall level of restrictions imposed either by governments or by private actors (groups and individuals) in the 198 countries examined in the study.

The share of countries with “high” or “very high” levels of **government restrictions** – that is, laws, policies and actions by officials that restrict religious beliefs and practices – rose from 25% in 2015 to 28% in 2016. This is the largest percentage of countries to have high or very high levels of government restrictions since 2013, and falls just below the 10-year peak of 29% in 2012.

Meanwhile, the share of countries with “high” or “very high” levels of **social hostilities** involving religion – that is, acts of religious hostility by private individuals, organizations or groups in society – remained stable in 2016 at 27%. Like government restrictions, social hostilities also peaked in 2012, particularly in the Middle East-North Africa region, which was still feeling the effects of the 2011 Arab Spring uprisings. The number of countries with high or very high levels of social hostilities declined in 2013 and has remained at about the same level since, but it is higher than it was during the baseline year of this study (2007).

In total in 2016, 83 countries (42%) had high or very high levels of **overall restrictions** on religion – whether resulting from government actions or from hostile acts by private individuals, organizations and social groups – up from 80 (40%) in 2015 and 58 (29%) in 2007.<sup>1</sup>

At the same time, most countries in the world continued to have low to moderate levels of religious restrictions. Looking separately at the global median scores on the Government Restrictions Index (a 10-point scale based on 20 indicators of government restrictions on religion) and the Social Hostilities Index (a 10-point scale based on 13 measures of social hostilities involving religion) offers a mixed picture of how religious restrictions are changing. In 2016, the global median score on the Government Restrictions Index ticked upward, from 2.7 to 2.8, while the median score on the Social Hostilities Index fell slightly, from 2.0 to 1.8.

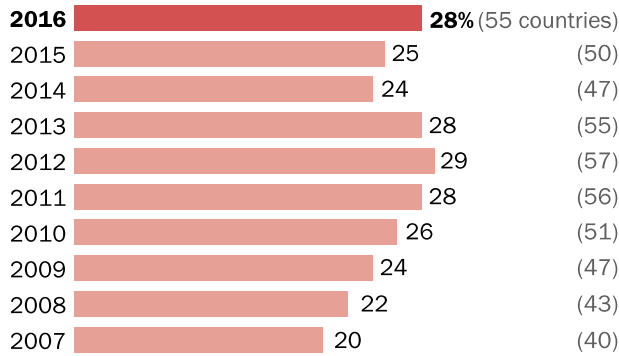
---

<sup>1</sup> For details about the thresholds for these categories and the coding process for this report, see Methodology.

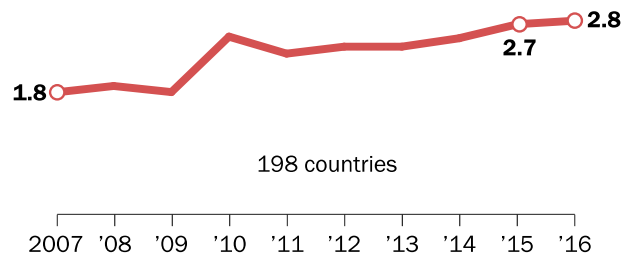
## Number of countries with high or very high levels of government restrictions on religion continues to climb, while overall social hostilities dip in 2016

% of 198 countries with high or very high levels of ...

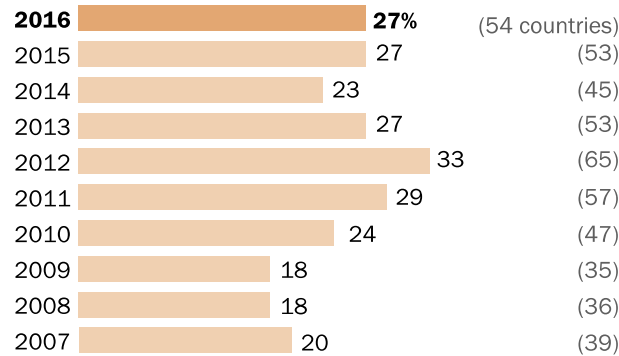
### ... government restrictions on religion (Scores of 4.5 and higher)



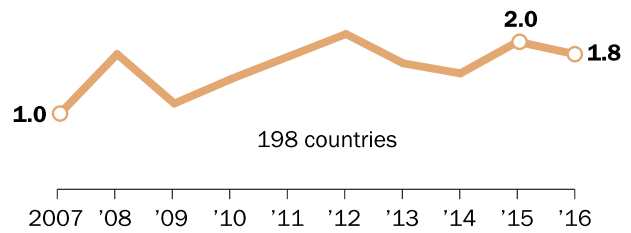
### Government Restrictions Index median score (10-point scale based on 20 indicators)



### ... social hostilities involving religion (Scores of 3.6 and higher)



### Social Hostilities Index median score (10-point scale based on 13 indicators)



Source: Pew Research Center analysis of external data. See Methodology for details.  
"Global Uptick in Government Restrictions on Religion in 2016"

PEW RESEARCH CENTER

In many countries, restrictions on religion resulted from actions taken by government officials, social groups or individuals espousing nationalist positions. Typically, these nationalist groups or individuals were seeking to curtail immigration of religious and ethnic minorities, or were calling for efforts to suppress or even eliminate a particular religious group, in the name of defending a dominant ethnic or religious group they described as threatened or under attack. In the Netherlands, for instance, Geert Wilders' Freedom Party announced an election platform in 2016 that called for the "de-Islamization" of the country, including barring asylum seekers from Islamic countries, prohibiting Muslim women from wearing headscarves in public, closing all mosques and banning the Quran.<sup>2</sup> In another case, the Czech group Block Against Islam (which opposes allowing Muslim refugees into the country and calls for restrictions on the Muslim community) organized about 20 anti-Islam rallies around the country during the year.<sup>3</sup>

More broadly, 2016 saw an uptick in nationalist activities around the globe that are reflected in elements of both the Government Restrictions Index (GRI) and the Social Hostilities Index (SHI).<sup>4</sup>

---

<sup>2</sup> U.S. Department of State. Aug. 15, 2017. "[Netherlands](#)." International Religious Freedom Report for 2016.

<sup>3</sup> U.S. Department of State. Aug. 15, 2017. "[Czech Republic](#)." International Religious Freedom Report for 2016.

<sup>4</sup> The political parties and groups identified as "nationalist" in this report were either explicitly described in sources as being nationalist, or espoused anti-immigrant or anti-minority views that result in their classification as nationalist. For more about the sources used, see Methodology. This report does not claim to be a comprehensive analysis of all nationalist activity in all countries. Rather, it focuses on interactions between nationalist groups and *religious* groups. It may not capture the activities of nationalist groups that targeted ethnic or racial minorities if those nationalist groups did not also target religious minorities during the period under examination (2015 and 2016). Generally, nationalist groups place their perceived national interests above all else, including international norms and the interests of other countries. Since the "nation" often is conceived not just as a geographic political entity (a country) but also as inherited membership in an ethnic, racial or cultural/historical group of people, nationalist policies typically are aimed at securing the supremacy of some ethnic, racial or cultural/historic group and disadvantaging others. In European countries where the majority of the population has long been Christian and white, nationalist groups often equate the "nation" with white, native-born Christians, and espouse anti-immigrant and anti-minority policies as defending the national interest. However, nationalist groups are not necessarily anti-immigrant or anti-minority; some nationalists may view immigration or diversity as beneficial to their nation. For more, see Light, Ivan. 1996. "[Nationalism and Anti-Immigrant Movements](#)." Social Science and Modern Society.

## Nationalist political parties aim rhetoric at religious groups

Government actors – whether political parties or individual public officials – at times used nationalist, and often anti-immigrant or anti-minority, rhetoric to target religious groups in their countries in 2016. About one-in-ten (11%) countries had government actors that used this type of rhetoric.<sup>5</sup> This marks an uptick from 2015, when 6% of cases involved political parties or officials that espoused nationalist views.<sup>6</sup>

This phenomenon was especially common in Europe. About a third of European countries (33%) had nationalist parties that made political statements against religious minorities, an increase from 20% of countries in 2015.<sup>7</sup> In France, for example, Marine Le Pen, leader of the National

## Muslims in Europe were primary target of nationalist political parties or politicians

List of countries where *nationalist political parties or politicians targeted religious groups in 2016, and religious groups that were targeted*

COUNTRY	REGION	TARGETED RELIGIOUS GROUP
 United States	Americas	Muslims
 Burma (Myanmar)	Asia-Pacific	Muslims
 India	Asia-Pacific	Christians, Muslims, Hindus
 Nepal	Asia-Pacific	Christians
 New Zealand	Asia-Pacific	Muslims
 Philippines	Asia-Pacific	Jews, Christians
 Sri Lanka	Asia-Pacific	Christians, Muslims, Non-Buddhists
 Austria	Europe	Muslims
 Bulgaria	Europe	Christians
 Denmark	Europe	Muslims
 Estonia	Europe	Muslims
 Finland	Europe	Muslims
 France	Europe	Muslims
 Germany	Europe	Muslims, Jews
 Greece	Europe	Muslims, Jews
 Hungary	Europe	Muslims
 Italy	Europe	Muslims
 Netherlands	Europe	Muslims
 Poland	Europe	Muslims, Jews, Non-Christians
 Slovakia	Europe	Muslims
 Sweden	Europe	Muslims, Jews
 Switzerland	Europe	Muslims

Source: Pew Research Center analysis of external data. See Methodology for details. “Global Uptick in Government Restrictions on Religion in 2016”

PEW RESEARCH CENTER

<sup>5</sup> For the purposes of this study, government harassment includes a government offense against a religious group or person due to their religious identity, including physical coercion or being singled out with the intent of making life or religious practice more difficult. Policies that specifically have an adverse effect on particular religious groups, or negative public comments or characterizations about religious groups by the government or government officials, also constitute harassment. For more details on how the analysis in this report is conducted, see Methodology.

<sup>6</sup> In light of gains by nationalist political parties in public opinion polls and elections – as well as heightened activities by nationalist social groups – Pew Research Center began coding for actions by these types of groups in 2015. The analysis in this report reflects that new coding effort and allows for a limited but meaningful comparison of nationalist activity in 2015 and 2016.

<sup>7</sup> This does not necessarily mean these are all new parties in these countries, but rather that any potential harassment by them in 2015 was not reported in the wide variety of sources that are examined for each country. For more details on how the analysis in this report is conducted, see Methodology.

Front, promised to continue the ban on religious clothing and symbols in public places specifically to “fight the advance of political Islam.”<sup>8</sup>

In the Asia-Pacific region, nationalist political parties targeting religious groups were found in a smaller share of countries (12%), including Burma (Myanmar), India and New Zealand. For example, Winston Peters, leader of the New Zealand First Party, said in June 2016 that certain countries “treat their women like cattle,” and he suggested that all immigrants should be screened for unacceptable attitudes before being permitted to enter the country.<sup>9</sup> Some media reports said he specifically referred to Muslim immigrants, which he denied.<sup>10</sup>

Overall, Muslims were the most common target of harassment by nationalist political parties or officials in 2016, typically in the form of derogatory statements or adverse policies. This was the case in Denmark, where the Danish People’s Party (DPP) backed a measure passed by the city council in Randers that made “traditional” meals – including pork products – mandatory in public institutions, including schools. Martin Henriksen, a spokesperson for the DPP, said the bill would preserve Danish culture and that the party was “fighting against Islamic rules and misguided considerations dictating what Danish children should eat.” The bill was opposed by members of the Muslim community because they saw it as stigmatizing; Muslims traditionally do not eat pork.<sup>11</sup>

In the United States, Muslims were the targets of derogatory rhetoric and proposed discrimination. In July, Republican presidential nominee Donald J. Trump criticized the parents of a Muslim soldier who was killed in Iraq, saying the soldier’s mother was not “allowed” to speak at the Democratic National Convention, despite being on stage with her husband, implying that this was a result of her religion.<sup>12</sup> Later in the year, President-elect Trump appeared to stand by plans for a temporary ban on Muslim immigration to the United States and a proposed requirement that U.S. Muslims register in a database.<sup>13</sup>

Nationalist parties also singled out Jews, Christians and members of other minority faiths. In Bulgaria, Jehovah’s Witnesses reported an ongoing campaign against their religion by two nationalist parties, the National Front for the Salvation of Bulgaria and the Internal Macedonian

---

<sup>8</sup> Bremner, Charles. Oct. 17, 2016. “[Le Pen fights back with religious dress ban.](#)” The Times.

<sup>9</sup> Kirk, Stacey. June 5, 2016. “[Interview every migrant into NZ, says Winston Peters.](#)” Stuff.

<sup>10</sup> U.S. Department of State. Aug. 15, 2017. “[New Zealand.](#)” International Religious Freedom Report for 2016.

<sup>11</sup> U.S. Department of State. Aug. 15, 2017. “[Denmark.](#)” International Religious Freedom Report for 2016.

<sup>12</sup> Haberman, Maggie, and Richard A. Opiel Jr. July 30, 2016. “[Donald Trump Criticizes Muslim Family of Slain U.S. Soldier, Drawing Ire.](#)” The New York Times.

<sup>13</sup> Phillip, Abby, and Abigail Hauslohner. Dec. 22, 2016. “[Trump on the future of proposed Muslim ban, registry: ‘You know my plans’.](#)” The Washington Post.

Revolutionary Organization, which together form the Patriotic Front political alliance in the country's legislature.<sup>14</sup> And, in Sweden, representatives of the Sweden Democrats Party made anti-Semitic and anti-Muslim remarks on multiple occasions during the year.<sup>15</sup>

---

<sup>14</sup> U.S. Department of State. Aug. 15, 2017. "[Bulgaria](#)." International Religious Freedom Report for 2016.

<sup>15</sup> U.S. Department of State. Aug. 15, 2017. "[Sweden](#)." International Religious Freedom Report for 2016.

## Nationalist organizations targeted religious minorities as well

Nationalist ideologies were not limited to governments. The number of countries where nongovernmental nationalist organizations (as opposed to governmental actors, such as officeholders or political parties with a role in government) targeted religious groups also increased in 2016.

One of the 13 measures that comprise the Social Hostilities Index is whether any organized group or groups “sought to dominate public life with their perspective on religion” at the expense of other religious groups. Like the other SHI measures, the answer to this question has been coded annually for each country, based on the same set of publicly available sources (for more details, see the Methodology and SHI Question 7 in Appendix D).

In 2016, the study found 77 countries where organized groups sought to dominate public life at the expense of certain religions, up from 72 countries in 2015. Not all of

## Religious groups targeted by nationalists in Europe

List of countries where **nationalist social groups** targeted religious groups in 2016, and religious groups that were targeted

COUNTRY	REGION	TARGETED RELIGIOUS GROUP
 Brazil	Americas	Jews
 Peru	Americas	Jews
 United States	Americas	Muslims, Jews
 Australia	Asia-Pacific	Muslims
 Burma (Myanmar)	Asia-Pacific	Muslims
 India	Asia-Pacific	Muslims
 Sri Lanka	Asia-Pacific	Non-Buddhists
 Austria	Europe	Muslims
 Belarus	Europe	Jews
 Bulgaria	Europe	Muslims, Christians
 Czech Republic	Europe	Muslims, Jews
 Denmark	Europe	Muslims
 Estonia	Europe	Muslims
 Finland	Europe	Muslims
 Germany	Europe	Muslims
 Greece	Europe	Muslims, Jews
 Hungary	Europe	Muslims
 Ireland	Europe	Muslims
 Italy	Europe	Muslims
 Liechtenstein	Europe	Jews
 Lithuania	Europe	Jews
 Malta	Europe	Muslims
 Netherlands	Europe	Muslims
 Poland	Europe	Muslims, Jews
 Portugal	Europe	Muslims
 Romania	Europe	Muslims, Jews
 Russia	Europe	Muslims
 Serbia	Europe	Jews
 Slovakia	Europe	Muslims, Jews
 Spain	Europe	Muslims
 Switzerland	Europe	Jews
 United Kingdom	Europe	Muslims

Source: Pew Research Center analysis of external data. See Methodology for details. “Global Uptick in Government Restrictions on Religion in 2016”

PEW RESEARCH CENTER

these groups were nationalist or espoused positions against immigrants and religious minorities, but the number of groups that did espouse these positions also rose, from 27 countries in 2015 to 32 in 2016.

The majority of social groups displaying this kind of nationalist or anti-immigrant and anti-minority activity – 25 out of the 32 – were in European countries, including the United Kingdom, Ireland and Hungary. A few additional countries with these types of groups were in the Asia-Pacific region, including Sri Lanka, India and Australia.

In Australia, for example, nationalist groups and local residents opposed the building of a mosque in southeast Melbourne; eventually a local council denied approval for its construction. Additionally, in May and July 2016, police made arrests in Melbourne after violence broke out between religious freedom advocates and opponents of Islam at competing protests.<sup>16</sup>

This type of activity was common among countries in this category: Religious minorities were often the targets of demonstrations, derogatory public comments or violent acts by nationalist groups. In all 32 countries where nationalist groups sought to dominate public life in 2016, they targeted religious minorities, such as Muslims, Jews, minority Christian churches or members of other faiths.

In European countries, Muslims were targeted most frequently. Muslims were the focus of nationalist groups in 20 of the 25 European countries where these types of groups were active. Following the terrorist attacks in Brussels in March 2016, for example, the Spanish nationalist group Madrid Social Home hung signs near a major mosque in Madrid reading “Today Brussels, tomorrow Madrid?” and posted “Mosques out of Europe” on Twitter.<sup>17</sup>

But while Muslims were the primary target of nationalist movements across the globe, Jews, Christians (including Jehovah’s Witnesses) and others were targeted as well. For example, in 2016 nationalist groups aimed activities against religious groups in three countries in the Americas – Brazil, Peru and the United States – and Jews were a target in all three; in addition, Muslims also were targeted in the U.S.

---

<sup>16</sup> U.S. Department of State. Aug. 15, 2017. “[Australia](#).” International Religious Freedom Report for 2016.

<sup>17</sup> U.S. Department of State. Aug. 15, 2017. “[Spain](#).” International Religious Freedom Report for 2016. See also Saez, Santiago. May 31, 2017. “[Spain proves sterile ground for far-right parties](#).” Deutsche Welle.



Neo-Nazis continued to use anti-Semitic language and engage in online harassment of Jewish journalists in the U.S.<sup>18</sup> And the Andean National Socialist Movement of Peru continued to deny that the Holocaust occurred, sell anti-Semitic literature and DVDs, and call for the expulsion of the Jewish community from Peru.<sup>19</sup>

---

<sup>18</sup> Anti-Defamation League. Oct. 19, 2016. "[ADL Task Force Issues Report Detailing Widespread Anti-Semitic Harassment of Journalists on Twitter During 2016 Campaign.](#)"

<sup>19</sup> U.S. Department of State. Aug. 15, 2017. "[Peru.](#)" International Religious Freedom Report for 2016.

## Nationalist groups and parties gain standing in 2016

Nationalism was certainly not a novel ideology in 2016; nationalist political parties and organizations have been active around the world for centuries. But some nationalist political parties did gain more support in various ways in 2016. In addition to Rodrigo Duterte's election in the Philippines, support in the polls for Marine Le Pen of the National Front party increased leading up to the 2017 French presidential election (which Le Pen ultimately lost in a runoff to Emmanuel Macron). And the Alternative for Germany party, a German far-right nationalist party, some branches of which have called for a ban on the construction and operation of mosques, won a significant number of seats in three state parliament elections in 2016 (before gaining seats in the national parliament in 2017).<sup>20</sup>

Nationalist organizations in society at large were also not a new phenomenon in most of the countries where they were active in 2016, but some spread their operations to new locales during the year. For instance, Patriotic Europeans Against the Islamization of the West established an Irish branch in 2016 – a move that was met with protests by groups describing themselves as opposing racism and supporting immigrants.<sup>21</sup> And a Finland-based group called Soldiers of Odin spread in 2016 to multiple cities in Finland and some neighboring countries, including Estonia, organizing marches against “Islamist intruders” and vowing to set up volunteer street patrols to counter crime by migrants.<sup>22</sup>

In India, some Hindu nationalists formed “cow protection” groups that viewed cow slaughter and eating beef as an affront to Hindu deities that represent motherhood. These groups have existed in prior years in India, but they increased their activities in 2016. Members of these groups violently confronted consumers of beef or those they believed may have been involved in slaughtering beef, in many instances harassing and in some cases beating or killing their targets.<sup>23</sup>

---

<sup>20</sup> Sept. 23, 2016. “[French far-right leader Marine Le Pen would make second round of presidential vote, poll finds.](#)” France 24. See also U.S. Department of State. Aug. 15, 2017. “[Germany.](#)” International Religious Freedom Report for 2016. See also March 13, 2016. “[German state elections: Success for right-wing AfD, losses for Merkel's CDU.](#)” Deutsche Welle.

<sup>21</sup> U.S. Department of State. Aug. 15, 2017. “[Ireland.](#)” International Religious Freedom Report for 2016.

<sup>22</sup> Laizans, Janis and Joachim Dagenborg. “[Anti-immigrant 'Soldiers of Odin' expand from Finland to Nordics, Baltics.](#)” Reuters. See also U.S. Department of State. Aug. 15, 2017. “[Finland.](#)” International Religious Freedom Report for 2016.

<sup>23</sup> U.S. Department of State. Aug. 15, 2017. “[India.](#)” International Religious Freedom Report for 2016. See also Gowen, Annie. “[India's prime minister breaks silence on Hindu cow protectors, calling them 'fake'.](#)” The Washington Post.

## About this report

This is the ninth in a series of reports by Pew Research Center analyzing the extent to which governments and societies around the world impinge on religious beliefs and practices. The studies are part of the Pew-Templeton Global Religious Futures project, which analyzes religious change and its impact on societies around the world. The project is jointly funded by The Pew Charitable Trusts and the John Templeton Foundation.

To measure global restrictions on religion in 2016 – the most recent year for which data are available – the study ranks 198 countries and territories by their levels of government restrictions on religion and social hostilities involving religion. The new study is based on the same 10-point indexes used in the previous studies.

- The Government Restrictions Index measures government laws, policies and actions that restrict religious beliefs and practices. The GRI comprises 20 measures of restrictions, including efforts by government to ban particular faiths, prohibit conversion, limit preaching or give preferential treatment to one or more religious groups.
- The Social Hostilities Index measures acts of religious hostility by private individuals, organizations or groups in society. This includes religion-related armed conflict or terrorism, mob or sectarian violence, harassment over attire for religious reasons, or other religion-related intimidation or abuse. The SHI includes 13 measures of social hostilities.

To track these indicators of government restrictions and social hostilities, researchers combed through more than a dozen publicly available, widely cited sources of information, including the U.S. State Department’s annual reports on international religious freedom and annual reports from the U.S. Commission on International Religious Freedom, as well as reports from a variety of European and UN bodies and several independent, nongovernmental organizations. (See Methodology for more details on sources used in the study.)

## Religious restrictions vary by region, religious group

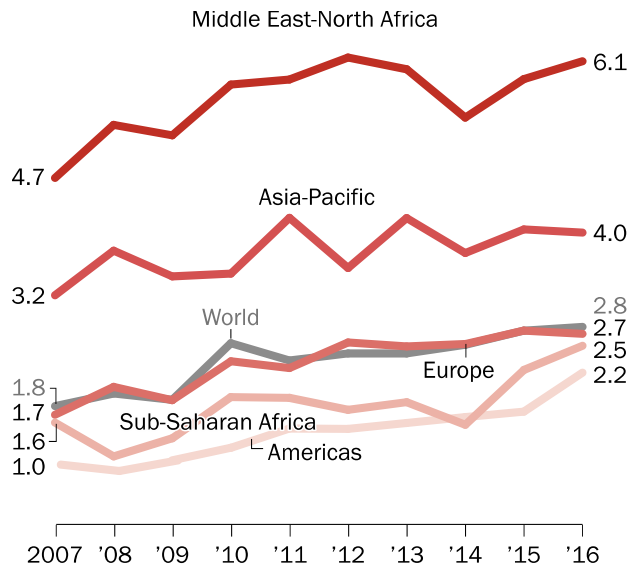
The Middle East-North Africa region continued to have the highest median level of government restrictions on religion in 2016, although the Americas had the sharpest *increase* in its median score, rising from 1.7 in 2015 to 2.2 in 2016. The rise in the Americas' median score was partly due to incidents in which worship or proselytizing were restricted. For example, in Paraguay, police forcibly evicted the Ava Guarani indigenous community from their ancestral lands, demolishing homes, schools and places of worship.<sup>24</sup> And in Mexico, Jehovah's Witnesses were prohibited from proselytizing by the municipal authority in San Jorge Nuchita.<sup>25</sup>

Meanwhile, Europe and the Americas were the only regions to experience increases in median levels of social hostilities involving religion, with Europe seeing the sharpest increase. The Middle East-North Africa region continued to experience a decline in its median score, although it remained the region with the highest levels of social hostilities.

When combining measures of government restrictions and social hostilities, more than four-in-ten countries (42%) had high or very high levels of overall religious restrictions in 2016. Since some of these countries are among the world's most populous (such as China and India), this means that a large share of the world's population in 2016 – 83% – lived in countries with high or very high religious restrictions (up from 79% in 2015). It is important to note, however, that these restrictions and hostilities do not necessarily affect the religious groups and citizens of these countries equally, as certain groups or individuals – especially religious minorities – may be targeted more frequently by these policies and actions than others. Thus, the actual proportion of

## Government restrictions involving religion increase in Americas in 2016, but still lower than other regions

Median scores on the Government Restrictions Index



Source: Pew Research Center analysis of external data. See Methodology for details.

"Global Uptick in Government Restrictions on Religion in 2016"

PEW RESEARCH CENTER

<sup>24</sup> U.S. Department of State. March 3, 2017. "[Paraguay](#)." 2016 Country Reports on Human Rights Practices.

<sup>25</sup> U.S. Department of State. Aug. 15, 2017. "[Mexico](#)." International Religious Freedom Report for 2016.

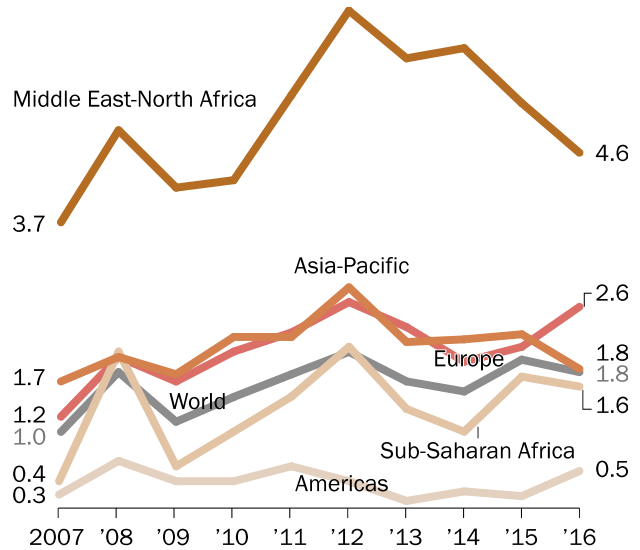
the world's population that is affected by high levels of religious restrictions may be considerably lower than 85%.

The analysis also finds that among the world's 25 most populous countries, Egypt, Russia, India, Indonesia and Turkey had the highest overall levels of government restrictions and social hostilities in 2016. China had the highest score on the Government Restrictions Index, while India had the highest score on the Social Hostilities Index.

Looking at religious groups, harassment of members of the world's two largest groups – Christians and Muslims – by governments and social groups continued to be widespread around the world, with both experiencing sharp increases in the number of countries where they were harassed in 2016. There was also a jump in the number of countries where Jews were harassed in 2016 following a small decrease in 2015.

## Social hostilities involving religion still relatively high in Middle East despite decline in 2016

Median scores on the Social Hostilities Index



Source: Pew Research Center analysis of external data. See Methodology for details.  
 "Global Uptick in Government Restrictions on Religion in 2016"

PEW RESEARCH CENTER

# 1. Number of countries with ‘very high’ government restrictions on religion at highest level since 2007

## Countries with the most extensive government restrictions on religion

Most countries around the world have some form of restrictions on religion – whether it is through laws that limit actions like public preaching or conversion, or actions that can include detaining, displacing or assaulting members of religious groups.

A subset of countries, however, has particularly high levels of government restrictions on religion. Twenty-five of the 198 countries in this study had “very high” levels of government restrictions on religion in 2016, up from 23 countries in 2015 and just 16 in 2014.<sup>26</sup> This marks the biggest number of countries to fall in this top category since Pew Research Center began analyzing restrictions on religion in 2007.

Three countries and territories – Laos, Burma (Myanmar) and Western Sahara – moved into the “very high” category in 2016, while one country – Vietnam – dropped from the “very high” to the “high” restrictions category. Burma’s score was affected by ongoing government actions taken against the Rohingya Muslim minority, described by the United Nations as “crimes against humanity.”<sup>27</sup> In response to deadly attacks in October and November,

## Countries with very high government restrictions on religion

*Scores of 6.6 or higher on the 10-point Government Restrictions Index*

2015	2016
Algeria	Algeria
Azerbaijan	Azerbaijan
Brunei	Brunei
China	China
Egypt	Egypt
Eritrea	Eritrea
Indonesia	Indonesia
Iran	Iran
Iraq	Iraq
Kazakhstan	Kazakhstan
Malaysia	<b>Laos</b>
Maldives	Malaysia
Mauritania	Maldives
Morocco	Mauritania
Russia	Morocco
Saudi Arabia	<b>Burma (Myanmar)</b>
Singapore	Russia
Syria	Saudi Arabia
Tajikistan	Singapore
Turkey	Syria
Turkmenistan	Tajikistan
Uzbekistan	Turkey
Vietnam	Turkmenistan
	Uzbekistan
	<b>Western Sahara</b>

Note: Gray indicates a country that had very high government restrictions in 2015 but not in 2016. Bold indicates a country that had very high government restrictions in 2016 but not in 2015.

Source: Pew Research Center analysis of external data. See Methodology for details.

“Global Uptick in Government Restrictions on Religion in 2016”

PEW RESEARCH CENTER

<sup>26</sup> Countries with a “very high” level of government restrictions had the maximum score on at least 14 of the 20 questions that make up the Government Restrictions Index.

<sup>27</sup> Fisher, Jonah. March 10, 2017. “[Myanmar Muslim minority subject to horrific torture, UN says.](#)” BBC News.

Burmese military and police forces conducted “security operations” that allegedly resulted in extrajudicial killings, rapes, beatings and mass arrests in northern Rakhine State. The operations resulted in the displacement of approximately 93,000 civilians, according to the United Nations.<sup>28</sup>

Vietnam’s slightly lower government restrictions score (from a 6.6 in 2015 to a 6.5 in 2016) was due in part to the Vietnamese government no longer requiring religious affiliation to be listed on identification cards. Previously, individuals who wished to change their religious affiliation had to go through a cumbersome process and were, in some cases, prevented from doing so by local authorities.<sup>29</sup> For a complete list of all countries in each category, see the Government Restrictions Index table in Appendix A.<sup>30</sup>

---

<sup>28</sup> U.S. Department of State. Aug. 15, 2017. “[Burma](#).” International Religious Freedom Report for 2016.

<sup>29</sup> U.S. Department of State. Aug. 15, 2017. “[Vietnam](#).” International Religious Freedom Report for 2016. See also U.S. Department of State. Aug. 10, 2016. “[Vietnam](#).” International Religious Freedom Report for 2015.

<sup>30</sup> To see index-score thresholds for the very high, high, moderate and low categories, see Methodology.

## Countries with the most extensive social hostilities involving religion

In contrast to the increase in countries with very high government restrictions on religion, fewer countries fell into the highest category of social hostilities in 2016. Nine countries had “very high” levels of social hostilities involving religion in 2016, a slight decrease from 11 in 2015. These social hostilities included actions like social groups harassing members of a certain religion, as well as organized groups attempting to dominate public life with their perspective on religion (for more on this latter type of activity, see Overview).<sup>31</sup>

Bangladesh was the only country to join this category, due in part to an increase in assaults and killings of members of religious groups by social groups or individuals. In multiple instances in 2016 – continuing a pattern from previous years – people who had expressed atheist views or were accused of offending Islam on the internet were killed or threatened.<sup>32</sup>

Meanwhile, Afghanistan, Pakistan and Yemen all fell out of the “very high” category of social hostilities involving religion. While these countries all continued to experience religion-related violence at high levels, small changes in reported incidents from year to year, as well as methodological adjustments, accounted for movement across categories.<sup>33</sup> In Afghanistan, for instance, the Taliban still targeted religious minorities and other civilians, but sources did not report major incidents of mob violence, which had occurred in 2015.<sup>34</sup> Pakistan saw a small

---

## Countries with very high social hostilities involving religion

*Scores of 7.2 or higher on the 10-point Social Hostilities Index*

2015	2016
Afghanistan	<b>Bangladesh</b>
Egypt	Egypt
India	India
Iraq	Iraq
Israel	Israel
Nigeria	Nigeria
Pakistan	Palestinian territories
Palestinian territories	Russia
Russia	Syria
Syria	
Yemen	

Note: Gray indicates a country that had very high social hostilities in 2015 but not in 2016. Bold indicates a country that had very high social hostilities in 2016 but not in 2015.

Source: Pew Research Center analysis of external data.

See Methodology for details.

“Global Uptick in Government Restrictions on Religion in 2016”

PEW RESEARCH CENTER

---

<sup>31</sup> Countries with “very high” social hostilities had maximum scores on at least 10 of the 13 questions that make up the Social Hostilities Index.

<sup>32</sup> U.S. Department of State. Aug. 15, 2017. “[Bangladesh](#).” International Religious Freedom Report for 2016. See also April 7, 2016. “[Bangladesh student Nazimuddin Samad hacked to death](#).” BBC News.

<sup>33</sup> Yemen experienced a modest decrease (1.7 points) in its social hostilities score in 2016. It is important to note, however, that this is likely related to the decision to code actions by Houthi rebels in 2016 as government restrictions instead of social hostilities, as they had been coded previously. For more information on this change, see Methodology.

<sup>34</sup> U.S. Department of State. Aug. 15, 2017. “[Afghanistan](#).” International Religious Freedom Report for 2016.



decrease (0.4 points) in its social hostilities score due to a reduction in the number of displacements caused by religion-related conflict and terrorism.<sup>35</sup>

The total number of countries with “moderate” levels of social hostilities was unchanged from 2015 to 2016. Similarly, the “low” and “high” categories were also mostly stable in size, although some countries did move into and out of each of these categories.

For example, Benin jumped from the “low” to “high” in social hostilities in 2016. In contrast with the previous year, sources reported conflicts between Voodoo practitioners and the Catholic Church in 2016; in May, for instance, a Catholic prayer center was vandalized by a group of Voodoo followers who accused the local chaplain of angering their deity and counteracting their rituals.<sup>36</sup>

For a complete list of all countries in each category, see the Social Hostilities Index table in Appendix B.<sup>37</sup>

---

<sup>35</sup> The decrease in displacement in Pakistan may be partly due to a change in how displacement was coded beginning with the data for 2016, when researchers adopted a more conservative method for measuring displacement. See Methodology for details.

<sup>36</sup> U.S. Department of State. Aug. 15, 2017. “[Benin](#).” International Religious Freedom Report for 2016.

<sup>37</sup> To see index-score thresholds for the very high, high, moderate and low categories, see Methodology.

## Changes in government restrictions on religion

Tracking the countries that enter or exit the “very high” category of religious restrictions is useful for observing changes from year to year, but sometimes countries can have substantial changes in scores that do not necessarily cause them to move into or out of the highest category. For this reason, Pew Research Center analyzes the magnitude of changes across all countries and categories to provide greater insight into how government actions and policies can have an especially large impact on religious restrictions each year.

Overall, between 2015 and 2016, regardless of the size of the change, more than twice as many countries had increases as had decreases in their Government Restrictions Index (GRI) scores (105 countries vs. 51 countries).

Gambia was the only country to experience a large change (2.0 points or more) on the Government Restrictions Index (GRI) in 2016. Its score increased to 3.8 from 1.7 in 2015 (bumping it from the “low” to the “moderate” category), due in part to restrictions on public

preaching and religious dress. In February, the government-sponsored Supreme Islamic Council said it would ensure that Islamic scholars adhere to the acceptable principles of Islam by screening and certifying all of those who wanted to preach on local media.<sup>38</sup> In addition, early in 2016, President Yahya Jammeh issued an executive decree that required female government employees to wear headscarves to work. The decree was rescinded a week later after criticism from opposition parties and the media.<sup>39</sup> Still, this decree followed a presidential announcement by Jammeh in late 2015 declaring Gambia an Islamic state – a claim he reiterated in July 2016.

### More than half of countries experience increases in government restrictions on religion in 2016

*Changes on the Government Restrictions Index (GRI) from 2015 to 2016*

POINT CHANGE	NUMBER OF COUNTRIES	% OF COUNTRIES	
2.0 or more increase	1	1%	53%
1.0 to 1.9 increase	14	7	
0.1 to 0.9 increase	90	45	
No change	42	21	21%
0.1 to 0.9 decrease	49	25	26%
1.0 to 1.9 decrease	2	1	
2.0 or more decrease	0	0	
<b>Total</b>	<b>198</b>	<b>100</b>	

Note: Point changes are calculated by comparing GRI scores from year to year. Figures may not add to 100% or to subtotal indicated due to rounding.

Source: Pew Research Center analysis of external data. See Methodology for details.

“Global Uptick in Government Restrictions on Religion in 2016”

PEW RESEARCH CENTER

<sup>38</sup> U.S. Department of State. Aug. 15, 2017. “Gambia.” International Religious Freedom Report for 2016.

<sup>39</sup> For the purposes of this study, the short-lived executive decree still counts as a restriction on religious dress in 2016. This is because policies are coded regardless of whether they were upheld throughout the entire calendar year.

Sixteen countries experienced modest changes (1.0 to 1.9 points) in their GRI scores, and among those, far more saw increases in scores (14 countries) than decreases (Albania and Equatorial Guinea). In Albania, the decrease was due in part to the resolution of a 2014 case that involved a Muslim girl barred from attending a public school because she started wearing a headscarf. The action was ruled as discriminatory.<sup>40</sup>

Among the 14 countries with modest increases, Ethiopia and the Maldives had some of the largest jumps in GRI scores. In Ethiopia, the government declared a six-month state of emergency in October 2016, limiting religious freedoms.<sup>41</sup> And in the Maldives, a new “Anti-Defamation and Freedom of Expression” law stipulated that religious preaching or teaching of Islam must be in accordance with the 1994 Religious Unity Act, which criminalizes statements or actions that disrupt religious unity.<sup>42</sup>

Most countries experienced only small changes (less than 1.0 point) in their GRI scores. Of the 198 countries analyzed, 49 (25%) had a small decrease and 90 (45%) had a small increase. An additional 42 countries had no change at all.

---

<sup>40</sup> U.S. Department of State. Aug. 10, 2016. “[Albania](#).” International Religious Freedom Report for 2015.

<sup>41</sup> U.S. Department of State. Aug. 15, 2017. “[Ethiopia](#).” International Religious Freedom Report for 2016.

<sup>42</sup> U.S. Department of State. Aug. 15, 2017. “[Maldives](#).” International Religious Freedom Report for 2016.

## Changes in social hostilities involving religion

In 2016, four countries experienced large increases (2.0 points or more) in their SHI scores, while just two – Niger and the Republic of the Congo – saw large decreases in their scores. In Niger, cooperation between Christian and Muslim communities reportedly improved after violent protests in 2015.<sup>43</sup> And in the Republic of the Congo, Muslim leaders said they had not received reports of harassment against the Muslim community, as opposed to in 2015, when authorities arrested several people attempting to vandalize a mosque.<sup>44</sup>

Benin, Mexico, Sierra Leone and Ukraine had large increases in their scores. In Sierra Leone, there were several documented incidents of what religious leaders called “aggressive proselytization,” raising concerns that Christian and Muslim fundamentalist groups would threaten religious harmony in the country.<sup>45</sup> And in Ukraine, in addition to ongoing tensions between the Ukrainian Orthodox Church-Moscow Patriarchate and the Ukrainian Orthodox Church-Kyiv Patriarchate, Russian-backed separatists in the eastern part of the country seized houses of worship for Jehovah’s Witnesses as well as a Seventh-day Adventist church.<sup>46</sup>

Thirty-seven countries had modest changes (1.0 to 1.9 points) in their SHI scores, with 24 experiencing a modest increase and 13 a modest decrease. Timor-Leste, for example, saw a modest decrease in social hostilities as there were no reported incidents of mob violence. The prior year, a group led by a Catholic priest destroyed a church being constructed by a Protestant group.<sup>47</sup>

### Four-in-ten countries experience increase in social hostilities involving religion in 2016

*Changes on the Social Hostilities Index from 2015 to 2016*

POINT CHANGE	NUMBER OF COUNTRIES	% OF COUNTRIES	
2.0 or more increase	4	2%	42%
1.0 to 1.9 increase	24	12	
0.1 to 0.9 increase	56	28	
No change	46	23	23%
0.1 to 0.9 decrease	53	27	35%
1.0 to 1.9 decrease	13	7	
2.0 or more decrease	2	1	
<b>Total</b>	<b>198</b>	<b>100</b>	

Note: Point changes are calculated by comparing SHI scores from year to year. Figures may not add to 100% or to subtotal indicated due to rounding.

Source: Pew Research Center analysis of external data. See Methodology for details.

“Global Uptick in Government Restrictions on Religion in 2016”

PEW RESEARCH CENTER

<sup>43</sup> U.S. Department of State. Aug. 15, 2017. “[Niger](#).” International Religious Freedom Report for 2016.

<sup>44</sup> U.S. Department of State. Aug. 15, 2017. “[Republic of the Congo](#).” International Religious Freedom Report for 2016. See also U.S. Department of State. Aug. 10, 2016. “[Republic of the Congo](#).” International Religious Freedom Report for 2015.

<sup>45</sup> U.S. Department of State. Aug. 15, 2017. “[Sierra Leone](#).” International Religious Freedom Report for 2016.

<sup>46</sup> U.S. Department of State. Aug. 15, 2017. “[Ukraine](#).” International Religious Freedom Report for 2016.

<sup>47</sup> U.S. Department of State. Aug. 10, 2016. “[Timor-Leste](#).” International Religious Freedom Report for 2015.

Similar to the changes in the GRI index, most countries experienced only small changes in their SHI scores. Among the 109 countries that had small changes, about half (53 countries) had a decrease while the other half (56 countries) experienced an increase.

## Changes in overall restrictions on religion

Analyzing changes in government restrictions on religion and social hostilities involving religion together provides a picture of the overall condition of religious restrictions in a country, whether perpetrated by government actors or social groups and individuals.

Far more countries experienced increases in overall scores rather than decreases in 2016. Among the 112 countries with an increased score, three-quarters (75%) had only small increases. About one-in-five (21%) saw modest increases in scores, while 4% had large increases in overall restrictions on religion.

Nearly a third of countries (64 countries) experienced decreases in overall restrictions on religion. Most of them (83%) had small decreases in scores, while 16% had modest decreases and only one country – Niger – had a large decrease in overall restrictions on religion.

Twenty-two countries had no change in their overall score between 2015 and 2016.

## Overall most countries saw restrictions on religion rise in 2016

*Changes on the Government Restrictions Index (GRI) or Social Hostilities Index (SHI) from 2015 to 2016*

POINT CHANGE	NUMBER OF COUNTRIES	% OF COUNTRIES	
2.0 or more increase	4	2%	56%
1.0 to 1.9 increase	24	12	
0.1 to 0.9 increase	84	42	
No change	22	11	11%
0.1 to 0.9 decrease	53	27	33%
1.0 to 1.9 decrease	10	5	
2.0 or more decrease	1	1	
<b>Total</b>	<b>198</b>	<b>100</b>	

Note: Categories of overall change in restrictions are calculated by comparing a country's unrounded scores on the GRI and SHI from year to year. When a country's scores on both indexes changed in the same direction (both increased or both decreased), the greater amount of change determined the category. For instance, if the country's GRI score increased by 0.8 and its SHI score increased by 1.5, the country was put into the "1.0-1.9 increase" category. When a country's score increased on one index but decreased on the other, the difference between the amounts of change determined the grouping. For example, if the country's GRI score increased by 2.0 and its SHI score decreased by 1.5, the country went into the "0.1-0.9 increase" category. When a country's score on one index stayed the same, the amount of change on the other index was used to assign the category. Figures may not add to 100% or to subtotal indicated due to rounding.

Source: Pew Research Center analysis of external data.

See Methodology for details.

"Global Uptick in Government Restrictions on Religion in 2016"

PEW RESEARCH CENTER

## 2. Harassment of religious groups hits highest point since 2007

The analysis of 2016 sources found reports of religiously motivated harassment – whether perpetrated by governments or social groups – in the vast majority of the world’s countries (187, up from 169 in 2015). This marks the biggest number of countries where harassment was observed against religious groups since Pew Research Center began analyzing restrictions on religion in 2007.

Harassment of members of religious groups takes many forms, including physical assaults, arrests and detentions, desecration of holy sites, and discrimination against religious groups in employment, education and

housing. Harassment and intimidation also include things like verbal assaults on members of one religious group by other groups or individuals.

Christians and Muslims have typically been harassed in the largest number of countries around the world. These two groups are the largest religious groups in the world and have substantial populations in more countries than other smaller and less geographically dispersed religious groups.

### Harassment of most religious groups increases in 2016

*Number of countries where religious groups were harassed, by year*

	'07	'08	'09	'10	'11	'12	'13	'14	'15	'16
Christians	107	95	96	111	105	110	102	108	128	144
Muslims	96	91	82	90	101	109	99	100	125	142
Jews	51	53	63	68	69	71	77	81	74	87
Others*	33	34	39	52	42	39	38	43	50	57
Folk religions**	24	19	24	26	23	26	34	21	32	41
Hindus	21	18	11	16	12	16	9	14	18	23
Buddhists	10	11	7	15	9	13	12	10	7	17
Unaffiliated	— CODING WAS NOT DONE —					3	5	4	14	14
<b>Any of above</b>	<b>152</b>	<b>135</b>	<b>147</b>	<b>160</b>	<b>161</b>	<b>166</b>	<b>164</b>	<b>160</b>	<b>169</b>	<b>187</b>

\* Includes Sikhs, members of ancient faiths such as Zoroastrianism, members of newer faiths such as Baha'i, and other religious groups.

\*\* Includes, for example, followers of African traditional religions, Chinese folk religions, Native American religions and Australian aboriginal religions.

Note: This measure looks at the number of countries in which groups were harassed, either by government or individuals/social groups. It does not assess the severity of the harassment. Numbers do not add to totals because multiple religious groups can be harassed in a country.

Source: Pew Research Center analysis of external data. See Methodology for details. "Global Uptick in Government Restrictions on Religion in 2016"

PEW RESEARCH CENTER

In 2016, Christians were harassed in 144 countries, up from 128 countries the year before. In Fiji, for example, the Methodist Church was criticized by the prime minister for allowing opposition political leaders to act as lay preachers.<sup>48</sup> Likewise, Muslims were harassed in an increased number of countries in 2016 (142, up from 125), including in 41 out of 45 European countries. In Switzerland, a canton's ban on burqas, niqabs and other face coverings in public entered into force, and on July 1, police detained a Muslim woman for wearing a niqab.<sup>49</sup>

Jews continued to be harassed in the third-largest number of countries, which is particularly notable due to their small population size (Jewish people make up just 0.2% of the world's population). In 2016, the number of countries where Jews were harassed increased to 87, reversing the decline that occurred in 2015. In Uruguay, for example, a Jewish man was stabbed to death by an assailant claiming to follow Allah's orders, and Jewish organizations said anti-Semitic attitudes were still present in parts of Uruguayan society.<sup>50</sup>

Hindus and Buddhists both saw increases in the number of countries where they were harassed in 2016. Hindus were harassed in 23 countries (up from 18 in 2015), while Buddhists were harassed in 17 countries (up from seven). These are both the highest figures since coding began in 2007. In Indonesia, 12 Buddhist temples were looted or burned down by a mob after a Buddhist woman asked a mosque to lower its loudspeaker volume.<sup>51</sup>

Religiously unaffiliated people – including atheists, agnostics and those who do not identify with any religion – were harassed in 14 countries in 2016, the same number as in 2015. In some of these cases, the religiously unaffiliated were prosecuted under the country's blasphemy laws. In Russia, for example, an atheist blogger was charged under the blasphemy law for comments on his blog denying the existence of God and for describing the Bible as “a collection of Jewish fairy tales.”<sup>52</sup>

---

<sup>48</sup> U.S. Department of State. Aug. 15, 2017. “[Fiji](#).” International Religious Freedom Report for 2016.

<sup>49</sup> U.S. Department of State. Aug. 15, 2017. “[Switzerland](#).” International Religious Freedom Report for 2016.

<sup>50</sup> Anti-Defamation League. March 16, 2016. “[Anti-Semitic Incidents in Latin America, 2016](#).” See also U.S. Department of State. Aug. 15, 2017. “[Uruguay](#).” International Religious Freedom Report for 2016.

<sup>51</sup> U.S. Department of State. Aug. 15, 2017. “[Indonesia](#).” International Religious Freedom Report for 2016.

<sup>52</sup> U.S. Department of State. Aug. 15, 2017. “[Russia](#).” International Religious Freedom Report for 2016.



## Government versus social harassment of groups

Not all religious groups are targeted equally by governments and social groups. At times, a group may be the victim of government harassment while not facing any harassment by social groups, or vice versa. For example, since 2007, Jews have consistently been harassed by social groups or individuals in more countries than they have been harassed by governments (66 vs. 56 in 2016). Christians, on the other hand, are harassed in more countries by governments (114 countries) than by social groups (107 countries). In Singapore, for example, the government has maintained a ban on Jehovah's Witnesses since 1972, because the group objects to national service, reciting the national pledge or singing the national anthem. The government views these objections as running counter to public order and welfare. While Jehovah's Witnesses generally are allowed to worship and practice their faith in private, they are not allowed to hold public meetings or publish their literature.<sup>53</sup>

Members of world religions other than the groups analyzed in this report were harassed by governments in 49 countries, and by social groups or individuals in 22 countries around the world. Some of these groups, which include (but are not limited to) Sikhs, Zoroastrians, Scientologists, Baha'i and Rastafarians, are banned in certain countries; for example, Baha'i are banned in Brunei.<sup>54</sup> And in Pakistan, Sikh leaders reported that Sikh women had difficulty obtaining inheritances, accessing health services or voting due to legal uncertainties around registering marriages for Sikhs.<sup>55</sup>

Christians were most likely to face harassment in the Asia-Pacific region, whether from government forces or social groups. Three-in-ten countries where Christians were harassed by governments were in the Asia-Pacific region, while a similar share – 27% – of countries where they were harassed by social groups were also located in the region. In Uzbekistan, for example, authorities raided the private homes of Protestant Christians, seized religious literature and imposed fines.<sup>56</sup> And in Nepal, local communities in the Kathmandu Valley opposed burials by perceived “outsiders,” making it difficult for Protestant churches to access land they had bought years earlier.<sup>57</sup>

Muslims, on the other hand, were most likely to face harassment by both governments and social groups in Europe. Of the countries where Muslims were harassed by governments, 28% were in

<sup>53</sup> U.S. Department of State. Aug. 15, 2017. “[Singapore](#).” International Religious Freedom Report for 2016.

<sup>54</sup> U.S. Department of State. Aug. 15, 2017. “[Brunei](#).” International Religious Freedom Report for 2016.

<sup>55</sup> U.S. Department of State. Aug. 15, 2017. “[Pakistan](#).” International Religious Freedom Report for 2016.

<sup>56</sup> U.S. Commission on International Religious Freedom. April 2017. “[Uzbekistan](#).” 2017 Annual Report.

<sup>57</sup> U.S. Department of State. Aug. 15, 2017. “[Nepal](#).” International Religious Freedom Report for 2016.

Europe, while an even bigger share of the countries where Muslims were harassed by social groups (35 of 97, or 36%) were in Europe. In Estonia and Lithuania, for example, local media and nongovernmental organizations reported more incidents involving anti-Muslim sentiments in 2016 than the previous year.<sup>58</sup>

## Number of countries where religious groups were harassed, by type of harassment

*Government harassment in the year ...*

*Social harassment in the year ...*

	'07	'08	'09	'10	'11	'12	'13	'14	'15	'16	'07	'08	'09	'10	'11	'12	'13	'14	'15	'16
Christians	79	80	71	95	78	81	85	79	97	114	74	72	70	77	81	83	71	85	94	107
Muslims	77	74	58	74	78	83	73	80	106	127	64	53	58	64	82	88	84	81	94	97
Jews	11	16	14	21	28	28	39	31	43	56	46	48	60	64	63	66	72	80	67	66
Others*	25	28	29	40	39	34	33	39	44	49	15	13	19	28	18	20	17	17	18	22
Folk religions**	13	10	9	10	5	11	12	13	16	23	16	13	19	20	21	18	26	12	23	25
Hindus	12	11	9	13	9	13	8	9	14	18	12	9	8	10	6	9	4	7	11	11
Buddhists	7	7	6	11	5	9	7	8	5	15	4	4	4	7	5	7	7	3	3	6
Unaffiliated	CODING WAS NOT DONE					2	1	1	9	11	CODING WAS NOT DONE					2	4	3	6	5
<b>Any of above</b>	<b>118</b>	<b>112</b>	<b>103</b>	<b>124</b>	<b>129</b>	<b>131</b>	<b>133</b>	<b>129</b>	<b>157</b>	<b>177</b>	<b>127</b>	<b>110</b>	<b>124</b>	<b>135</b>	<b>150</b>	<b>147</b>	<b>145</b>	<b>139</b>	<b>146</b>	<b>159</b>

\*Includes Sikhs, members of ancient faiths such as Zoroastrianism, members of newer faiths such as Baha'i, and other religious groups.

\*\*Includes, for example, followers of African traditional religions, Chinese folk religions, Native American religions and Australian aboriginal religions.

Note: This measure does not assess the severity of the harassment. Numbers do not add to totals because multiple religious groups can be harassed in a country.

Source: Pew Research Center analysis of external data. See Methodology for details.

"Global Uptick in Government Restrictions on Religion in 2016"

PEW RESEARCH CENTER

<sup>58</sup> U.S. Department of State. Aug. 15, 2017. "[Estonia](#)." International Religious Freedom Report for 2016. See also U.S. Department of State. Aug. 15, 2017. "[Lithuania](#)." International Religious Freedom Report for 2016.

### 3. Americas the only region with a rise in both government restrictions and social hostilities involving religion in 2016

#### Government restrictions by region

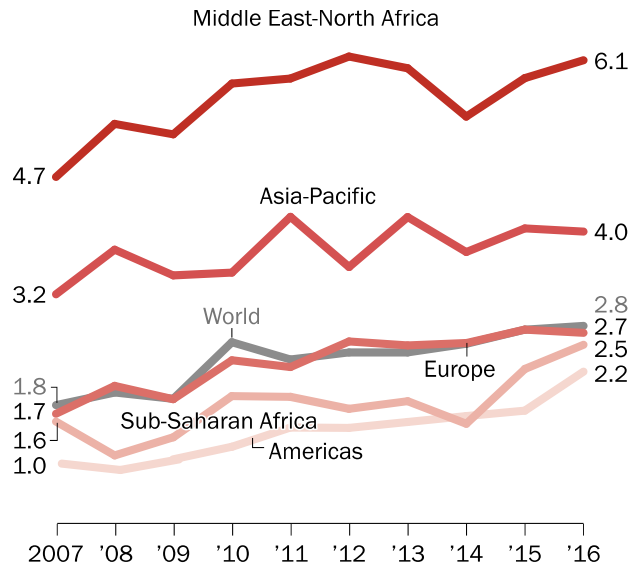
In 2016, the global median level of government restrictions on religion increased slightly to 2.8 from 2.7 in 2015. The median score rose in three out of five regions (the Americas, sub-Saharan Africa and the Middle East-North Africa region) and remained about the same in two regions (Asia-Pacific and Europe). While the Americas experienced the largest increase in its median score, it still had the lowest median score among all regions.

The Middle East and North Africa continued to have the highest median level of government restrictions, with the median score for the region's 20 countries (6.1) more than double the global median (2.8). The region's 0.2-point increase between 2015 and 2016 was due in part to more governments displaying hostility toward minority or non-approved religious groups (from 11 countries in 2015 to 15 in 2016) and failing to protect religious groups from discrimination and abuse (up from nine to 12).

Following an increase the year before, the median level of government restrictions for the 50 countries in the Asia-Pacific region remained roughly unchanged in 2016 (4.0).<sup>59</sup> Still, an increasing number of countries experienced government harassment of religious groups in the region, whether on a limited or widespread basis. In Fiji, for example, an opposition parliament member was suspended for two years for questioning the leadership of Muslims who held high-level positions in the government, including the person who serves as the country's attorney general and minister of finance.<sup>60</sup>

#### Government restrictions on religion, by region

Median scores on the Government Restrictions Index



Source: Pew Research Center analysis of external data.

See Methodology for details.

"Global Uptick in Government Restrictions on Religion in 2016"

PEW RESEARCH CENTER

<sup>59</sup> The median government restrictions score for the Asia-Pacific region declined slightly from 4.0 to 3.96 in 2016, but is categorized as unchanged due to rounding.

<sup>60</sup> U.S. Department of State. Aug. 15, 2017. "Fiji." International Religious Freedom Report for 2016.

The median score for Europe's 45 countries also remained roughly unchanged in 2016, staying at 2.7.<sup>61</sup> Continuing the trend from the previous year, government harassment and intimidation of religious groups increased from 38 to 42 European countries in 2016. But in contrast with the previous year, the number of governments in Europe that used violence against minority religious groups declined from 10 countries to five. Similarly, government use of force against religious groups in general – whether in the form of property damage, detentions, displacements, assaults or killings – declined somewhat in 2016, from 24 to 21 countries.

France, however, stood out among European countries for having the most incidents of government use of force against religious groups. In particular, French authorities conducted nearly 4,000 warrantless raids and placed 400 people under house arrest – targeting mostly Muslims – during a period of emergency law from November 2015 to July 2016 in response to terrorist attacks in 2015.<sup>62</sup>

Sub-Saharan Africa experienced a 0.3-point increase in its median government restrictions score. The slight increase was due in part to restrictions on the wearing of religious symbols and clothing for both women and men in six additional countries.<sup>63</sup> In Uganda, for instance, Muslim staff at a public high school claimed the Christian head teacher did not allow female students to wear the hijab.<sup>64</sup> Meanwhile, in Malawi, Rastafarian children were prohibited from attending public school due to a requirement that children to shave their heads in order to attend.<sup>65</sup>

The Americas experienced the largest increase (0.5 points) in its median score, although this was a small change; the Americas still had the lowest levels of government restrictions of any region.

Out of the 35 countries in the Americas, 26 saw increases in government restrictions scores in 2016. More governments interfered in worship, harassed religious groups (including minority or non-approved religious groups) and failed to protect some religious groups from discrimination or abuse. For example, in Ecuador, Honduras and Mexico, Jehovah's Witnesses were at times prevented from building worship halls, proselytizing and distributing religious material.<sup>66</sup> And in

<sup>61</sup> Again, the median government restrictions score for Europe declined slightly from 2.72 to 2.68 in 2016, but is categorized as unchanged due to rounding.

<sup>62</sup> Human Rights Watch. Jan. 12, 2017. "[European Union](#)." World Report 2017. In order to exclude incidents that may have occurred in November and December of 2015, researchers averaged the number of incidents across nine months and multiplied by seven to count only the first seven months of 2016.

<sup>63</sup> These restrictions can take the form of laws regulating religious dress, but can also include actions by public officials that restrict religious dress.

<sup>64</sup> U.S. Department of State. Aug. 15, 2017. "[Uganda](#)." International Religious Freedom Report for 2016.

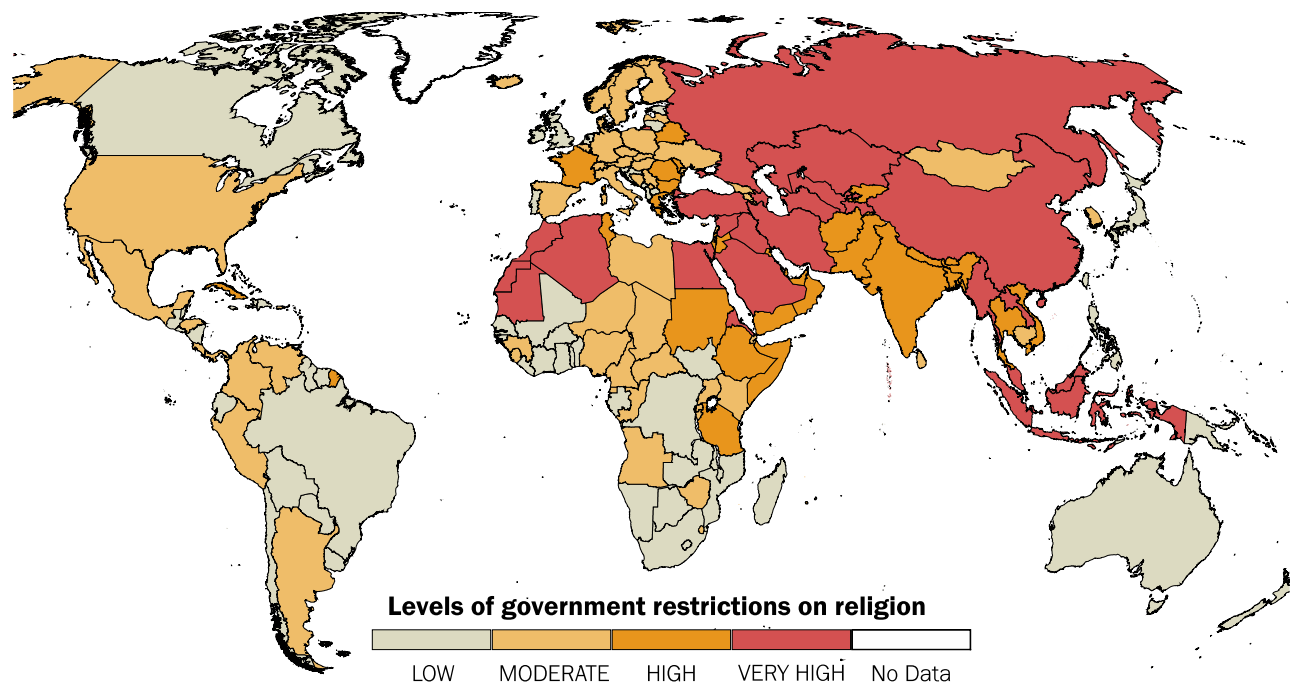
<sup>65</sup> U.S. Department of State. Aug. 15, 2017. "[Malawi](#)." International Religious Freedom Report for 2016.

<sup>66</sup> U.S. Department of State. Aug. 15, 2017. "[Ecuador](#)." International Religious Freedom Report for 2016. See also U.S. Department of State. Aug. 15, 2017. "[Honduras](#)." International Religious Freedom Report for 2016. See also U.S. Department of State. Aug. 15, 2017. "[Mexico](#)." International Religious Freedom Report for 2016.

Cuba, large-scale detentions continued to increase. In February 2016, 200 members of the Emmanuel Church of the Apostolic Movement in the Santiago de Cuba region were detained, the church was destroyed and church property was confiscated. That same year, three other Apostolic Movement houses of worship were destroyed by the Cuban government.<sup>67</sup>

## Government restrictions on religion around the world

*Level of government restrictions on religion in each country as of December 2016*



Source: Pew Research Center analysis of external data. See Methodology for details.  
 "Global Uptick in Government Restrictions on Religion in 2016"

PEW RESEARCH CENTER

<sup>67</sup> U.S. Commission on International Religious Freedom. April 2017. "[Cuba](#)." 2017 Annual Report.

## Social hostilities by region

In 2016, the global median level of social hostilities decreased slightly by 0.2 points. But while scores decreased in three regions – the Asia-Pacific region, the Middle East-North Africa region and sub-Saharan Africa – they *increased* in Europe and the Americas.

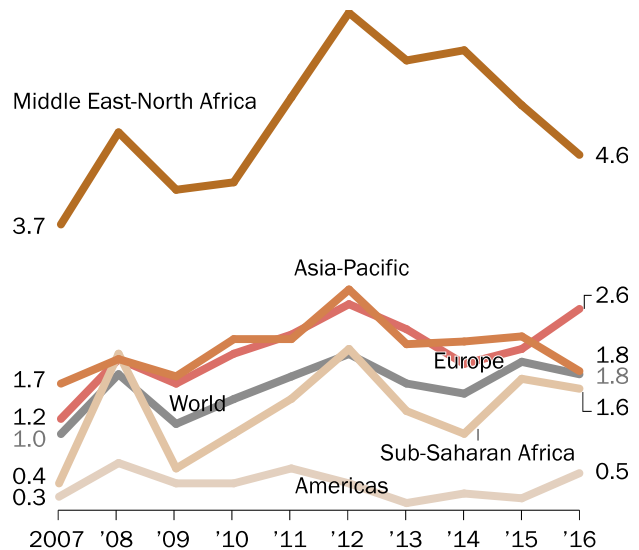
The Middle East-North Africa region had the largest decrease in its median social hostility score (a drop of 0.6 points). But despite a general decline in its median score since 2014, the Middle East and North Africa still had the highest median level of social hostilities (4.6) and was more than double the global median (1.8) in 2016.

Out of the 20 countries in the region, nine had increases in hostilities, nine had decreases and two had no change in their scores from 2015 to 2016. Tunisia had an especially large decrease in its score on the Social Hostilities Index (3.6 in 2016 vs. 5.3 in 2015). In previous years, there had been more reported cases of Salafists attacking religious groups that did not adhere to their interpretations of Islam, including incidents targeting Sufi shrines and Shiite events.<sup>68</sup>

Europe, meanwhile, had the second-highest median social hostilities score (2.6) and the largest *increase* in score (0.5 points) among the five regions. There were tensions between religious groups in seven additional countries in 2016. In Austria, for example, the Austrian Jewish Community reported rising fears of anti-Semitic incidents perpetrated by Muslim refugees.<sup>69</sup> In addition, eight European countries experienced increased activity by organized groups attempting to dominate public life with their perspective on religion, mainly targeting Muslims. In Portugal, for example, the National Renewal Party organized a protest against the “Islamic invasion” and left two pigs’ heads near the site of a

### Social hostilities involving religion, by region

Median scores on the Social Hostilities Index



Source: Pew Research Center analysis of external data.

See Methodology for details.

“Global Uptick in Government Restrictions on Religion in 2016”

PEW RESEARCH CENTER

<sup>68</sup> U.S. Department of State. May 20, 2013. “[Tunisia](#).” International Religious Freedom Report for 2012.

<sup>69</sup> U.S. Department of State. March 3, 2017. “[Austria](#).” Country Reports on Human Rights Practices for 2016. See also U.S. Department of State. Aug. 15, 2017. “[Austria](#).” International Religious Freedom Report for 2016.

future mosque.<sup>70</sup> (Some of these groups were categorized as nationalist groups; for more details on rising levels of nationalism in Europe, see the Overview of this report.)

The Asia-Pacific region's median SHI score (1.8) declined slightly in 2016 and was about the same as the global median. The decrease was due in part to fewer reported cases of religious groups being assaulted or displaced for religious activities that were offensive to the majority faith (29 countries in 2015 vs. 24 in 2016). Although the median social hostilities score for the region decreased somewhat, there were still pockets with high levels of hostilities. In India, Sikhs were often harassed by Hindu nationalists for traditional beliefs and practices, including wearing Sikh dress and carrying religious items like the kirpan (a type of ceremonial sword).<sup>71</sup>

In sub-Saharan Africa, the median level of social hostilities had a very slight decrease of 0.1 points since 2015, with fewer incidents of mob violence reported in 2016.

In contrast, the Americas experienced a small *increase* in its median score, but remained the lowest-scoring region in social hostilities, with a median score of just 0.5 out of 10. The slight increase was due to more incidents of organized groups dominating public life with their views on religion, groups and individuals using violence or the threat of violence to enforce religious norms, and religious groups being assaulted or displaced for religious activities that were offensive to the majority faith. For example, Mexico had a rise in score that was due in part to hostilities between Catholic villagers and Protestants, gang violence against religious leaders who spoke out against gangs, and discrimination by indigenous communities toward members of a minority faith.<sup>72</sup>

---

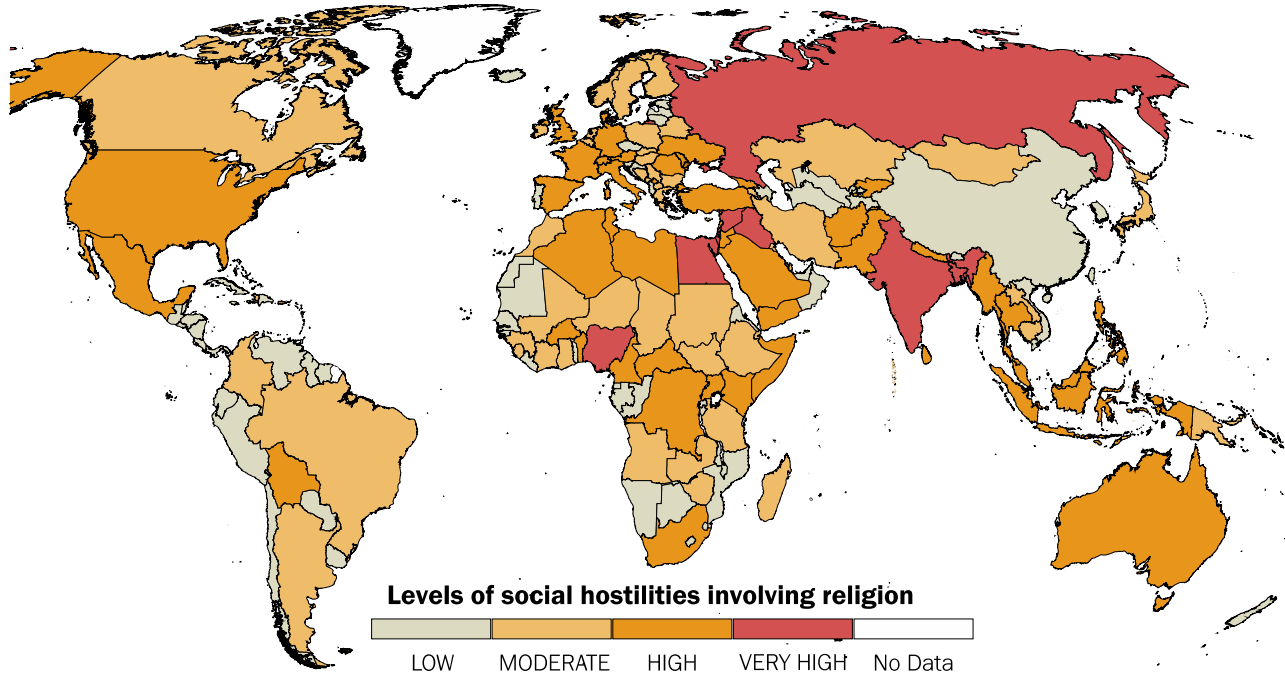
<sup>70</sup> U.S. Department of State. Aug. 15, 2017. "[Portugal](#)." International Religious Freedom Report for 2016.

<sup>71</sup> U.S. Commission on International Religious Freedom. April 2017. "[India](#)." 2017 Annual Report.

<sup>72</sup> U.S. Department of State. Aug. 15, 2017. "[Mexico](#)." International Religious Freedom Report for 2016. See also U.S. Commission on International Religious Freedom. April 2017. "[Mexico](#)." 2017 Annual Report.

## Social hostilities involving religion around the world

*Level of social hostilities involving religion in each country as of December 2016*



Source: Pew Research Center analysis of external data. See Methodology for details.  
 "Global Uptick in Government Restrictions on Religion in 2016"

PEW RESEARCH CENTER



## 4. Among the 25 most populous countries, Egypt, Russia, India, Indonesia and Turkey had the highest overall restrictions on religion in 2016

About three-quarters of the world's people (more than 5 billion) live in the 25 most populous countries in the world. Examining the religious restrictions in these countries can show how government restrictions and social hostilities impact large portions of the world's population – although not all who reside in these countries are affected equally, as religious minorities are often the disproportionate targets of these restrictions.

Among the 25 most populous nations in the world, Egypt, Russia, India, Indonesia and Turkey had the highest **overall** government restrictions and social hostilities in 2016. Egypt has consistently ranked among this group since Pew Research Center began studying restrictions on religion in 2007. The countries with the lowest overall scores, meanwhile, were Japan, Brazil, the Philippines, the Democratic Republic of the Congo and the United States; Japan, Brazil and the Philippines have typically been fixtures on this list.

Looking at just **government restrictions** in 2016, China, Iran, Indonesia, Russia and Egypt had the highest levels, with all countries falling in the “very high” category of restrictions. Japan, the Philippines, Brazil, the Democratic Republic of the Congo and the United Kingdom had the lowest levels of government restrictions among the biggest countries in 2016, and all five countries fell into the “low” category of restrictions.

The highest levels of **social hostilities** perpetrated by groups or individuals among the 25 most populous countries were in India, Nigeria, Egypt, Bangladesh and Russia, with all of these falling in the “very high” category of hostilities. Only Bangladesh moved into this group of five in 2016; India and Nigeria have both ranked among the top five every year since 2008. Meanwhile, Vietnam, China, Japan, Ethiopia and Tanzania had the lowest scores on the Social Hostilities Index (SHI), with “low” to “moderate” levels.

At times, a country's level of government restrictions can mirror its level of social hostilities. Egypt and Russia, for example, had some of the highest levels of both government restrictions and social hostilities involving religion in 2016, and Japan had low scores on both measures.

But this type of correlation is not always the case. Sometimes, countries with the highest levels of government restrictions can have some of the lowest levels of social hostilities – or vice versa.

China, for example, had the highest Government Restrictions Index score of any country in 2016, yet had “low” levels of social hostilities.

In terms of *changes* to GRI scores, none of the 25 most populous countries had large changes (more than 2.0 points). Only Tanzania and Ethiopia had modest increases in their scores (between 1.0 and 1.9 points), with both shifting from “moderate” to “high” levels of government restrictions in 2016. In Ethiopia, the increase was due to arrests of anti-government protesters charged under an anti-terrorism law, as well as a six-month state of emergency that limited religious freedoms.<sup>73</sup>

Six countries had modest increases in SHI scores: Bangladesh, Germany, the Democratic Republic of the Congo, Egypt, Brazil and India. In the Democratic Republic of the Congo, for example, Jehovah’s Witnesses were attacked on multiple occasions for not participating in traditional rituals, and two mosques were burned down after a Muslim man killed a Christian woman in a financial dispute.<sup>74</sup>

Vietnam and China experienced modest declines (a decrease between 1.0 and 1.9 points) in their SHI scores due to fewer reported incidents of societal harassment of religious groups.

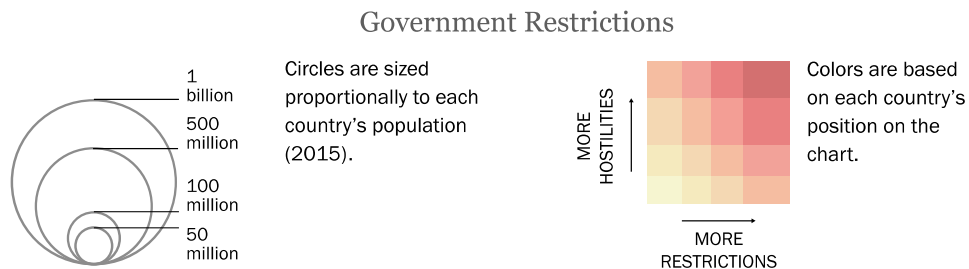
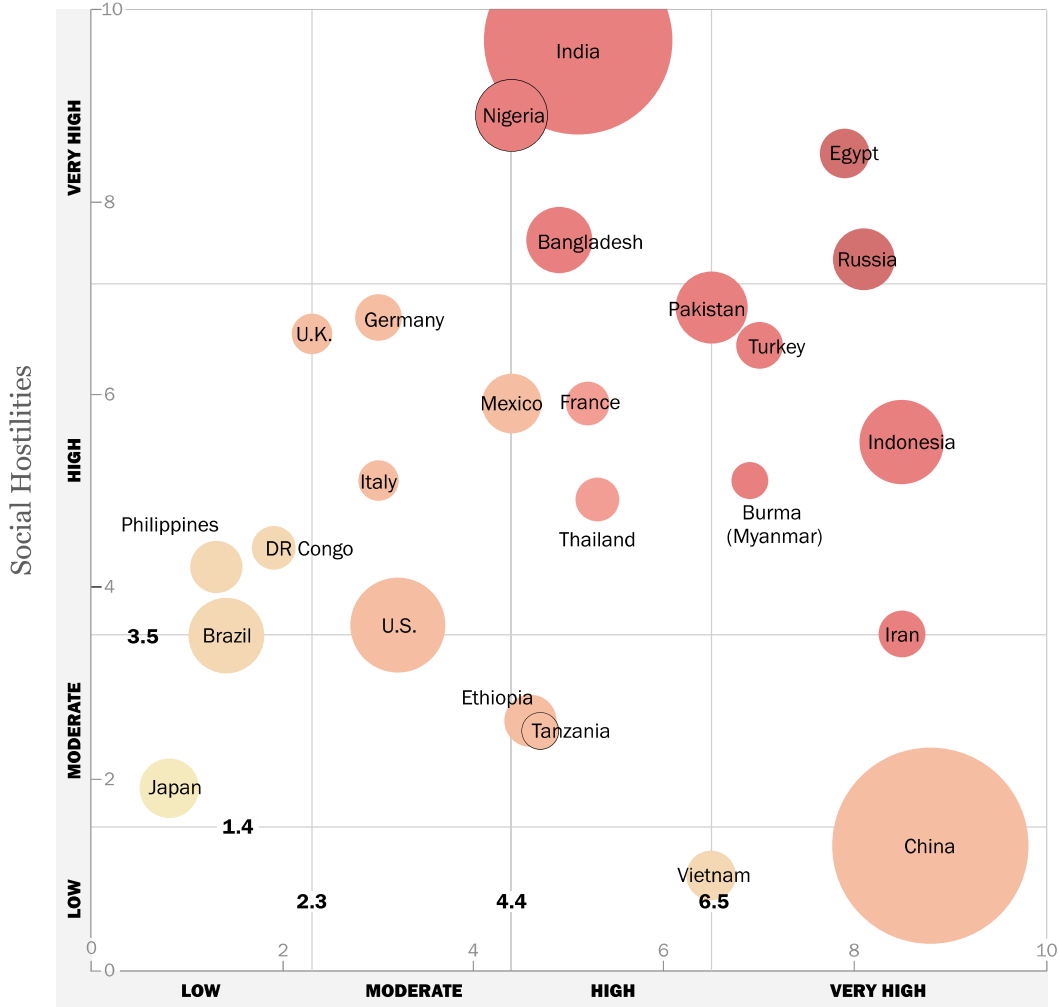
---

<sup>73</sup> U.S. Department of State. Aug. 15, 2017. “[Ethiopia](#).” International Religious Freedom Report for 2016. See also U.S. Commission on International Religious Freedom. April 2017. “[Ethiopia](#).” 2017 Annual Report.

<sup>74</sup> U.S. Department of State. Aug. 15, 2017. “[Democratic Republic of the Congo](#).” International Religious Freedom Report for 2016.

## Restrictions on religion among the world's 25 most populous countries

Among the world's 25 most populous countries, Egypt, Russia, India, Indonesia and Turkey stand out as having the most restrictions on religion (as of the end of 2016) when both government restrictions and social hostilities are taken into account. (Countries in the upper right of the chart have the most restrictions and hostilities.) Japan, Brazil, the Philippines, the Democratic Republic of the Congo and the United States have the least restrictions and hostilities. (Countries in the lower left have the least restrictions and hostilities.) Scores are for calendar year 2016.



Source: Pew Research Center analysis of external data. See Methodology for details. "Global Uptick in Government Restrictions on Religion in 2016"

PEW RESEARCH CENTER

## Methodology

This is the ninth time Pew Research Center has measured restrictions on religion around the globe.<sup>75</sup> This report, which includes data for the year ending Dec. 31, 2016, generally follows the same methodology as previous reports.

Pew Research Center uses two 10-point indexes – the Government Restrictions Index (GRI) and the Social Hostilities Index (SHI) – to rate 198 countries and self-governing territories on their levels of restrictions.<sup>76</sup> This report analyzes changes in restrictions on an annual basis, focusing on the period from 2015 to 2016.

The study categorizes the direction and degree of change in each country's scores in two ways, numerically and by percentile. First, countries are grouped into categories depending on the size of the numeric change in their scores from year to year on the two indexes: changes of 2 points or more in either direction, changes of at least 1 point but less than 2 points, changes of less than 1 point, or no change at all. (See chart at right.)

Changes in overall levels of restrictions are calculated for each country by comparing its scores on both indexes (the GRI and the SHI) from year to year. When a country's scores on the GRI and the SHI changed in the same direction (both increased or both decreased), the greater amount of change determines the category. For instance, if the country's GRI score increased by 0.8 and its SHI score increased by 1.5, the country was put into the overall "1.0-1.9 increase" category. When a country's score increased on one index but decreased on the other, the difference between the amounts of change determines the grouping. For example, if the country's GRI score increased by 2.0 and its SHI score decreased by 1.5, the country went into the overall "0.1-0.9 increase" category. When a country's score on one index stayed the same, the amount of change on the other index was used to assign the category.

---

### Index point change

*Categories for assessing index score changes between years*

2.0 or more increase
1.0 to 1.9 increase
0.1 to 0.9 increase
No change
0.1 to 0.9 decrease
1.0 to 1.9 decrease
2.0 or more decrease

"Global Uptick in Government Restrictions on Religion in 2016"

PEW RESEARCH CENTER

---

<sup>75</sup> See Methodology of Pew Research Center's 2009 report "[Global Restrictions on Religion](#)" for a discussion of the conceptual basis for measuring restrictions on religion.

<sup>76</sup> Some earlier reports provided scores for 197 countries and territories. This report includes South Sudan (which separated from Sudan in July 2011), bringing the total to 198 countries and territories.

Second, this report categorizes the levels of government restrictions and social hostilities in each country by percentiles. As the benchmark, it uses the results from the baseline year of the study (the year ending in mid-2007). Scores in the top 5% on each index in mid-2007 were categorized as “very high.” The next highest 15% of scores were categorized as “high,” and the following 20% were categorized as “moderate.” The bottom 60% of scores were categorized as “low.” See the table to the right for the index score thresholds as determined from the mid-2007 data. These thresholds are applied to all subsequent years of data.

## Overview of procedures

The methodology used by Pew Research Center to assess and compare restrictions on religion was developed by former Pew Research Center senior researcher and director of cross-national data Brian J. Grim in consultation with other Pew Research Center staff members, building on a methodology that Grim and Professor Roger Finke developed while at Penn State University’s Association of Religion Data Archives.<sup>77</sup> The goal was to devise quantifiable, objective and transparent measures of the extent to which governments and societal groups impinge on the practice of religion. The findings were used to rate countries and self-governing territories on two indexes that are reproducible and can be periodically updated.

This research goes beyond previous efforts to assess restrictions on religion in several ways. First, Pew Research Center coded (categorized and counted) data from more than a dozen published cross-national sources, providing a high degree of confidence in the findings. Pew Research Center coders looked to the sources for only specific, well-documented facts, not opinions or commentary.

Second, Pew Research Center staff used extensive data-verification checks that reflect generally accepted best practices for such studies, such as double-blind coding (coders do not see each other’s ratings), inter-rater reliability assessments (checking for consistency among coders) and carefully monitored protocols to reconcile discrepancies among coders.

---

### Level of restrictions on religion

	GOVERNMENT RESTRICTIONS INDEX	SOCIAL HOSTILITIES INDEX
Very high	6.6 to 10.0	7.2 to 10.0
High	4.5 to 6.5	3.6 to 7.1
Moderate	2.4 to 4.4	1.5 to 3.5
Low	0.0 to 2.3	0.0 to 1.4

Note: Based on distribution of index scores in the baseline year, ending mid-2007.

“Global Uptick in Government Restrictions on Religion in 2016”

PEW RESEARCH CENTER

---

<sup>77</sup> See Grim, Brian J., and Roger Finke. 2006. “[International Religion Indexes: Government Regulation, Government Favoritism, and Social Regulation of Religion.](#)” *Interdisciplinary Journal of Research on Religion*.

Third, the coding took into account whether the perpetrators of religion-related violence were government or private actors. The coding also identified how widespread and intensive the restrictions were in each country.

Fourth, one of the most valuable contributions of the indexes and the questions used to construct them (see the section on the coding instrument on page 44) is their ability to chart change over time.

## Countries and territories

The 198 countries and self-administering territories covered by the study contain more than 99.5% of the world's population. They include 192 of the 193 member states of the United Nations as of 2016 plus six self-administering territories – Kosovo, Hong Kong, Macau, the Palestinian territories, Taiwan and Western Sahara.<sup>78</sup> Reporting on these territories does not imply any position on what their international political status should be, only recognition that the de facto situations in these territories require separate analysis.

Although the 198 countries and territories vary widely in size, population, wealth, ethnic diversity, religious makeup and form of government, the study does not attempt to adjust for such differences. Poor countries are not scored differently on the indexes than wealthy ones. Countries with diverse ethnic and religious populations are not “expected” to have more social hostilities than countries with more homogeneous populations. And democracies are not assessed more leniently or harshly than authoritarian regimes.

## Information sources

In the latest year of the study, Pew Research Center identified 20 widely available, frequently cited sources of information on government restrictions and social hostilities involving religion around the world. This study includes four sources that were not used in the baseline report on religious restrictions. (See page 43 for more details on the new information sources.)

The primary sources, which are listed below, include reports from U.S. government agencies, several independent, nongovernmental organizations and a variety of European and United

---

<sup>78</sup> The one member state of the United Nations not included in the study is North Korea. The sources clearly indicate that North Korea's government is among the most repressive in the world with respect to religion as well as other civil and political liberties. The U.S. State Department's 2015 Report on International Religious Freedom, for example, says that “Religious freedom does not exist in North Korea despite the constitutional guarantee for the freedom of religion,” and there are no indications that this changed in 2016. But because North Korean society is effectively closed to outsiders and independent observers lack regular access to the country, the sources were unable to provide the kind of specific, timely information that Pew Research Center categorized and counted (“coded,” in social science parlance) for this quantitative study. Therefore, the report does not include scores for North Korea.

Nations bodies. Although most of these organizations are based in Western countries, many of them depend on local staff to collect information across the globe. As previously noted, Pew Research Center did not use the commentaries, opinions or normative judgments of the sources; the sources were combed only for factual information on specific policies and actions.

## **Primary sources for 2016**

1. Country constitutions
2. U.S. State Department annual reports on International Religious Freedom
3. U.S. Commission on International Religious Freedom annual reports
4. UN Special Rapporteur on Freedom of Religion or Belief reports
5. Human Rights First reports in first and second years of coding; Freedom House reports in subsequent years of coding
6. Human Rights Watch topical reports
7. International Crisis Group country reports
8. United Kingdom Foreign & Commonwealth Office annual report on human rights
9. Council of the European Union annual report on human rights
10. START Global Terrorism Database at the University of Maryland
11. European Network Against Racism Shadow Reports
12. United Nations High Commissioner for Refugees reports
13. U.S. State Department annual Country Reports on Terrorism
14. Anti-Defamation League reports
15. U.S. State Department Country Reports on Human Rights Practices

16. Uppsala University's Uppsala Conflict Data Program, Armed Conflict Database

17. Human Rights Without Frontiers "Freedom of Religion or Belief" newsletters

18. Amnesty International Country Profiles

19. United Nations High Commissioner for Refugees Population Statistics Database

20. Internal Displacement Monitoring Centre Global Internal Displacement Database

*U.S. government reports with information on the situation in the United States*

- U.S. Department of Justice "Religious Freedom in Focus" newsletters and reports
- FBI Hate Crime Reports

As noted, this study includes four sources that were not included in Pew Research Center's first report on global restrictions on religion: Freedom House reports; Uppsala University's Armed Conflict Database; the "Freedom of Religion or Belief" newsletters of Human Rights Without Frontiers; and the Global Terrorism Database.

The Freedom House reports have replaced Human Rights First reports, which have not been updated since mid-2008. The Uppsala Armed Conflict Database provides information on the number of people affected by religion-related armed conflicts, supplementing other sources. The Human Rights Without Frontiers "Freedom of Religion or Belief" newsletters have replaced the Hudson Institute publication "Religious Freedom in the World" (by Paul Marshall), which has not been updated since its release in 2008. Human Rights Without Frontiers is a nongovernmental organization based in Brussels that has affiliated offices throughout the world.

Since 2013, Pew Research Center has used data from the Global Terrorism Database, maintained by the University of Maryland's National Consortium for Terrorism and Responses to Terrorism (START), along with the International Crisis Group's country reports, Uppsala University's Armed Conflict Database and the State Department's annual Country Reports on Terrorism, for information on religion-related terrorism. (One source used in earlier reports, the U.S. government's Worldwide Incident Tracking System, or WITS, is no longer available online.) Prior to 2013, the report relied only on the International Crisis Group reports, the Uppsala database and the State Department reports for information on religion-related terrorism. The Global Terrorism Database is one of the most comprehensive sources on terrorism around the world and is the



source for the U.S. State Department’s Country Reports on Terrorism. The addition of this source thus provides greater context and information on terrorism without biasing the reporting through the addition of information that was not previously available.

While some of the increases in religious restrictions noted in this study could reflect the use of more up-to-date and/or better information sources, Pew Research Center staff monitor the impact of source information variability each year and have found no evidence of overall informational bias. (For additional discussion, see the “Potential Biases” section in 2014’s report, “[Religious Hostilities Reach Six-Year High](#).”)

## The coding instrument

As explained in more detail below, Pew Research Center staff developed a battery of questions similar to a survey questionnaire. Coders consulted the primary sources in order to answer the questions separately for each country. While the State Department’s annual reports on International Religious Freedom generally contained the most comprehensive information, the other sources provided additional factual detail that was used to settle ambiguities, resolve contradictions and help in the proper scoring of each question.

The questionnaire, or coding instrument, generated a set of numerical measures on restrictions in each country. It also made it possible to see how government restrictions intersect with broader social tensions and incidents of violence or intimidation by private actors. The coding instrument with the list of questions used for this report is shown in the summary of results in Appendix D.

The coding process required the coders to check all the sources for each country. Coders determined whether each source provided information critical to assigning a score; had supporting information but did not result in new facts; or had no available information on that particular country. Multiple sources of information were available for all countries and self-administering territories with populations greater than 1 million. Most of the countries and territories analyzed by Pew Research Center were multi-sourced; only small (predominantly island) countries had a single source, namely the State Department reports.

Coding the United States presented a special problem since it is not included in the State Department’s annual reports on International Religious Freedom. Accordingly, Pew Research Center coders also looked at reports from the U.S. Department of Justice and the FBI on violations of religious freedom in the United States, in addition to consulting all the primary sources, including reports by the United Nations, Human Rights Watch, Freedom House, the International

Crisis Group and the UK Foreign & Commonwealth Office, many of which contain data on the United States.

## The coding process

Pew Research Center employed strict training and rigorous coding protocols to make its coding as objective and reproducible as possible. Coders worked directly under an experienced researcher's supervision, with additional direction and support provided by other Pew Research Center researchers. The coders underwent an intensive training period that included a thorough overview of the research objectives, information sources and methodology.

Countries were double-blind coded by two coders (coders did not see each other's ratings), and the initial ratings were entered into an electronic document (coding instrument) including details on each incident. The coders began by filling out the coding instrument for each country using the information source that had the most comprehensive information. The protocol for each coder was to answer every question on which information was available in the initial source. Once a coder had completed that process, he or she then turned to the other sources. As new information was found, this was also coded and the source duly noted. Whenever ambiguities or contradictions arose, the source providing the most detailed, clearly documented evidence was used.

After two coders had separately completed the coding instrument for a particular country, their scores were compared by a research associate. Areas of discrepancy were discussed at length with the coders and were reconciled in order to arrive at a single score on each question for each country. The data for each country were then combined into a master file, and the answers and substantiating evidence were entered into a database.

After data collection for all countries was completed, Pew Research Center coders and researchers compared the scores from calendar year 2016 with those from the previous year, ending Dec. 31, 2015. They identified scores that had changed and analyzed the substantiating evidence for each year to make sure the change was substantive and not the result of coder error. Throughout this process, the coding instrument itself was continually monitored for possible defects. The questions were designed to be precise, comprehensive and objective so that, based on the same data and definitions, the coding could be reliably reproduced by others with the same results. At the same time, Pew Research Center has attempted to minimize changes to the coding instrument as much as is possible to ensure all changes between years are the result of actual changes in restrictions and hostilities, not changes in methodology.

Pew Research Center staff generally found few cases in which one source contradicted another. When contradictions did arise – such as when sources provided differing estimates of the number of people displaced due to religion-related violence – the source that cited the most specific documentation was used. The coders were instructed to disregard broad, unsubstantiated

generalizations regarding abuses and to focus on reports that contained clear, precise documentation and factual details, such as names, dates and places where incidents occurred.

Pew Research Center staff compared coders' scores for all questions for each of the 198 countries and territories included in the study, computing the degree to which the scores matched. The inter-rater reliability score across all variables was 0.7. Scores at or above 0.7 are generally considered good.

The data-verification procedures went beyond the inter-rater reliability statistics. They also involved comparing the answers on the main measures for each country with other closely related questions in the data set. This provided a practical way to test the internal reliability of the data.

In previous years, Pew Research Center staff also checked the reliability of the coded data by comparing them with similar, though more limited, religious restrictions data sets. In particular, published government and social regulation of religion index scores are available from the Association of Religion Data Archives (for three years of data) and the Hudson Institute (for one year of data), which makes them ideal measures for cross-validation. The review process found very few significant discrepancies in the coded data; changes were made only if warranted by a further review of the primary sources.

## **Restriction of religion indexes**

The Government Restrictions Index is based on 20 indicators of ways that national and local governments restrict religion, including through coercion and force. The Social Hostilities Index is based on 13 indicators of ways in which private individuals and social groups infringe on religious beliefs and practices, including religiously biased crimes, mob violence and efforts to stop particular religious groups from growing or operating. The study also counted the number and types of documented incidents of religion-related violence, including terrorism and armed conflict.

### **Government Restrictions Index**

Coding multiple indicators makes it possible to construct a Government Restrictions Index of sufficient gradation to allow for meaningful cross-national comparisons. An additional advantage of using multiple indicators is that it helps mitigate the effects of measurement error in any one variable, providing greater confidence in the overall measure.

Pew Research Center coded 20 indicators of government restrictions on religion (see the summary of results on page 68). These 20 items were added together to create the GRI. In two cases, these items represent an aggregation of several closely related questions: Measures of five

types of physical abuses are combined into a single variable (GRI Q.19), and seven questions measuring aspects of government favoritism are combined into an overall favoritism scale (GRI Q.20 is a summary variable showing whether a country received the maximum score on one or more of the seven questions).

The GRI is a fine-grained measure created by adding the 20 items on a 0-to-10 metric, with zero indicating very low levels of government restrictions on religion and 10 indicating very high levels of restrictions. The 20 questions that form the GRI are coded in a standard scale from zero to 1 point, while gradations among the answers allowed for partial points to be given for lesser degrees of the particular government restriction being measured. The overall value of the index was calculated and proportionally adjusted – so that it had a maximum value of 10 and a possible range of zero to 10 – by dividing the sum of the variables by two.

A test of whether the 20 items were statistically reliable as a single index produced a scale reliability coefficient of 0.91 for calendar year 2016. Since coefficients of 0.7 or higher are generally considered acceptable, it was statistically appropriate to combine these 20 items into a single index.

### **Social Hostilities Index**

In addition to government restrictions, violence and intimidation in societies also can limit religious beliefs and practices. Accordingly, Pew Research Center staff tracked more than a dozen indicators of social impediments on religion. Once again, coding multiple indicators made it possible to construct an index that shows gradations of severity or intensity and allows for comparisons among countries. The summary of results contains the 13 items used by Pew Research Center staff to create the Social Hostilities Index.

The SHI was constructed by adding together the 13 indicators based on a 0-to-10 metric, with zero indicating very low impediments to religious beliefs and practices and 10 indicating very high impediments. The various questions that form the index are coded in a standard scale from zero to 1 point, while gradations among the answers allow for partial points to be given for lesser degrees of the particular hostilities being measured. The indicators were added together and set to have a possible range of zero to 10 by dividing the sum of the variables by 1.3.

As with the Government Restrictions Index, various types of violence and intimidation were combined. A test of whether these 13 items were statistically reliable as a single index produced a scale reliability coefficient of 0.89. Since coefficients of 0.7 or higher are generally considered acceptable, it was statistically appropriate to combine these items into a single index.

### **How examples are coded**

Examples of each type of government restriction or social hostility are generally counted in a single measure on the GRI or SHI. For instance, a restriction on proselytizing (sharing one's faith with the intent of persuading another to join the faith) is not also counted as a restriction on conversion (an individual changing their religion). In some situations, however, an individual restriction or hostility may be part of a broader set of restrictions or hostilities. For instance, a mob attack by members of one religious group on an individual of another religion may be an isolated event and counted just under question SHI Q.2: Was there mob violence related to religion? However, if such an attack triggers repeated attacks between religious groups, it also might be an indication of sectarian or communal violence, which by definition involves two or more religious groups facing off in repeated clashes. In such a case, the mob attack also would be counted under question SHI Q.3: Were there acts of sectarian or communal violence between religious groups? (See the summary of results.)

### **Effects of consolidating to a new database**

For the first few years of this study, information on the number, types and locations of incidents of government force and social violence toward religious groups as well as deference to religious authorities in matters of law were coded at the province level. (See example of data coding on pages 45-48 of the December 2009 baseline report.) Each year, the province numbers were summed and put into separate country-level files. Following the publication of the August 2011 report, Pew Research Center staff created a database that integrated all province- and country-level data on religious restrictions. During this process, Pew Research Center staff reviewed any discrepancies between province files and the sums that had been transferred to the country files and made appropriate corrections. The adjustments made were relatively minor and had small effects on index scores for countries, on average less than 0.005 points on the 10-point indexes. Consolidating the data into a database also entailed a review of the data on harassment of religious groups. In particular, instances of harassment from the year ending in mid-2007 were stored as open-ended questions, and in a few cases they were recoded to match the categories used in subsequent years.

Beginning with data covering 2012, Pew Research Center stopped collecting data at the province level; all data are coded at the country level.

### **Changing time period of analysis**

This is the sixth time Pew Research Center has analyzed restrictions on religion in a calendar year. Previous reports analyzed 12-month periods from July 1-June 30 (e.g., July 1, 2009-June 30,

2010). The shift to calendar years was made, in part, because most of the primary sources used in this study are based on calendar years.

Because of the shift in time frame, previous studies did not report directly on incidents that occurred during the period from July 1-Dec. 31, 2010. While this misses some incidents that occurred during the second half of 2010, events that had an ongoing impact – such as a change to a country’s constitution or the outbreak of a religion-related war – were captured by the coding. Researchers for the study carefully reviewed the situation in each country and territory during this six-month period and made sure that restrictions with an ongoing impact were not overlooked.

### **Religion-related terrorism and armed conflict**

Terrorism and war can have huge direct and indirect effects on religious groups, including destroying religious sites, displacing whole communities and inflaming sectarian passions. Accordingly, Pew Research Center tallied the number, location and consequences of religion-related terrorism and armed conflict around the world, as reported in the same primary sources used to document other forms of intimidation and violence. However, war and terrorism are sufficiently complex that it is not always possible to determine the degree to which they are religiously motivated or state sponsored. Out of an abundance of caution, this study does not include them in the Government Restrictions Index. They are factored instead into the index of social hostilities involving religion, which includes one question specifically about religion-related terrorism and one question specifically about religion-related war or armed conflict. In addition, other measures in both indexes are likely to pick up spillover effects of war and terrorism on the level of religious tensions in society. For example, hate crimes, mob violence and sectarian fighting that occur in the aftermath of a terrorist attack or in the context of a religion-related war would be counted in the Social Hostilities Index, and laws or policies that clearly discriminate against a particular religious group would be registered on the Government Restrictions Index.

For the purposes of this study, the term “religion-related terrorism” is defined as premeditated, politically motivated violence perpetrated against noncombatants by subnational groups or clandestine agents that have some identifiable religious ideology or religious motivation. It also includes acts carried out by groups that have a nonreligious identity but affect religious personnel, such as clergy. Readers should note that it is the political character and motivation of the groups, not the type of violence, that is at issue here. For instance, a bombing would not be classified as religion-related terrorism if there was no clearly discernible religious ideology or bias behind it unless it was directed at religious personnel. Religion-related war or armed conflict is defined as armed conflict (a conflict that involves sustained casualties over time or more than 1,000 battle

deaths) in which religious rhetoric is commonly used to justify the use of force, or in which one or more of the combatants primarily identifies itself or the opposing side by religion.

### **Changes to Somalia’s coding**

Starting with data covering 2013, researchers changed the way they coded government restrictions in Somalia. In previous years of the study, researchers had coded actions by the al-Shabaab rebel group as government restrictions, largely because the group effectively controlled large swathes of Somali territory. The extent of al-Shabaab control over Somali territory decreased in calendar year 2013, so researchers did not code their actions as government restrictions but rather as social hostilities. Researchers continued to follow this policy when coding data for 2016.

### **Crimea coding**

Starting with data covering 2015, researchers coded incidents occurring in Crimea as part of Russia’s GRI and SHI score. This is to reflect Russia’s de facto control over Crimea, and is not intended as a Pew Research Center position on the de jure status of the territory, which the United Nations recognizes as part of Ukraine.<sup>79</sup>

### **Changes to Yemen’s coding**

Starting with data covering 2016, researchers changed the way they coded social hostilities in Yemen. In previous years of the study, researchers had coded actions by Houthi rebels as social hostilities. In 2016, however, Houthis formed their own government and had control of territory that is home to more than half of Yemen’s population.<sup>80</sup> For this reason, researchers coded actions by the Houthi in 2016 as government restrictions rather than social hostilities.

### **Displacement coding**

Starting with data covering 2016, researchers changed the way they coded displacement caused by religion-related conflict or terrorism. Previously, researchers would record displacement figures that were reported in any sources. During the coding period covering 2015, researchers continued to code displacement figures in this way but also recorded displacement figures from the United Nations High Commissioner for Refugees as well as the Internal Displacement Monitoring Centre in order to compare the results. Researchers found that the figures from the UNHCR and IDMC more closely matched United Nations estimates for new displacements in the calendar year than did the previous method of capturing displacements, which tended to overestimate the number of

---

<sup>79</sup> United Nations. March 27, 2014. “[Territorial integrity of Ukraine](#).” Resolution adopted by the General Assembly on 27 March 2014.

<sup>80</sup> Nov. 28, 2016. “[Yemen: Houthi rebels form new government](#).” Al Jazeera.



new displacements in a coding year because the figures often included the *total* number of displaced people from a country and not necessarily the *newly* displaced. Therefore, beginning with the data covering 2016, researchers exclusively used UNHCR and IDMC figures to more conservatively estimate the number of new displacements in the coding year. These sources were used to code displacement only in countries with active religion-related conflict or terrorism in order to avoid including displacements from other types of conflicts or terrorism.

### **Country constitution audit**

Researchers conducted an audit of country constitutions for all previous years of coding (2007-2014). While the vast majority of country constitutions were correctly coded as to whether they included religious freedom provisions, there were a few countries where the coding was amended. These included Mexico, Costa Rica, Fiji, Iran, Jamaica, the Dominican Republic, Uruguay, Cameroon, Kenya and Mozambique. These amendments resulted in minimal changes in these countries' overall GRI scores and did not alter overall trends represented in previous reports. Two countries – Mexico and Costa Rica – had score changes that pushed them from one category to another in 2014. Mexico's 2014 GRI score decreased from "high" to "moderate", while Costa Rica's 2014 GRI score increased from "low" to "moderate."

### **Potential biases**

As noted earlier, the primary sources indicate that the North Korean government is among the most repressive in the world, including toward religion. But because independent observers lack regular access to North Korea, the sources are unable to provide the kind of specific, timely information that forms the basis of this report. Therefore, North Korea is not included on either index.

This raises two important issues concerning potential information bias in the sources. The first is whether other countries that limit outsiders' access and that may seek to obscure or distort their record on religious restrictions were adequately covered by the sources. Countries with relatively limited access have multiple primary sources of information that Pew Research Center used for its coding. Each is also covered by other secondary quantitative data sets on religious restrictions that have used a similar coding scheme, including earlier years of coded State Department report data produced by Grim at Penn State's Association of Religion Data Archives (ARDA) project (four data sets); independent coding by experts at the Hudson Institute's Center for Religious Liberty using indexes also available from ARDA (one data set); and content analysis of country constitutions conducted by the Becket Fund for Religious Liberty (one data set). Pew Research Center staff used these for cross-validation. Thus, contrary to what one might expect, even most countries that limit

access to information tend to receive fairly extensive coverage by groups that monitor religious restrictions.

The second key question – the flipside of the first – is whether countries that provide freer access to information receive worse scores simply because more information is available on them. As described more fully in the methodology in the baseline report, Pew Research Center staff compared the length of State Department reports on freer-access countries with those of less-free-access countries. The comparison found that the median number of words was approximately three times as large for the limited-access countries as for the open-access countries. This suggests that problems in freer-access countries are generally not overreported in the State Department reports.

Only when it comes to religion-related violence and intimidation in society do the sources report more problems in the freer-access countries than in the limited-access ones. However, the Social Hostilities Index includes several measures – such as SHI Q.8 (“Did religious groups themselves attempt to prevent other religious groups from being able to operate?”) and SHI Q.11 (“Were women harassed for violating religious dress codes?”) – that are less susceptible to such reporting bias because they capture general social trends or attitudes as well as specific incidents. With these limitations in mind, it appears that the coded information on social hostilities is a fair gauge of the situation in the vast majority of countries and a valuable complement to the information on government restrictions.

Data on social impediments to religious practice can more confidently be used to make comparisons among countries with sufficient openness, which includes more than nine-in-ten countries covered in the coding. An analysis by Grim and Richard Wike, Pew Research Center’s director of global attitudes research, tested the reliability of the State Department reports on social impediments to religious practice by comparing public opinion data with data coded from the reports in previous years by Grim and experts at Penn State. They concluded that “the understanding of social religious intolerance embodied in the State Department reports is comparable with the results of population surveys and individual expert opinion.”<sup>81</sup>

## Coding harassment of specific religious groups

As in previous reports, this study provides a summary of the number of countries where specific religious groups faced government or social harassment. This is essentially a cross-tabulation of

---

<sup>81</sup> See Grim, Brian J., and Richard Wike. 2010. “[Cross-Validating Measures of Global Religious Intolerance: Comparing Coded State Department Reports with Survey Data and Expert Opinion.](#)” Politics and Religion.

GRI.Q.11 (“Was there harassment or intimidation of religious groups by any level of government?”) and the first type of religious hatred or bias measured in SHI.Q.1.a. (“Did individuals face harassment or intimidation motivated by religious hatred or bias?”). For the purposes of this study, the definition of harassment includes any mention in the primary sources of an offense against an individual or group based on religious identity. Such offenses may range from physical attacks and direct coercion to more subtle forms of discrimination. But prejudicial opinions or attitudes, in and of themselves, do not constitute harassment unless they are acted upon in a palpable way.

As noted above, this study provides data on the number of countries in which different religious groups are harassed or intimidated. But the study does not assess either the severity or the frequency of the harassment in each country. Therefore, the results should not be interpreted as gauging which religious group faces the most harassment or persecution around the world.

## Appendix A: Government Restrictions Index

The following table shows all 198 countries and territories in descending order of their scores on Pew Research Center's index of government restrictions on religion as of the end of 2016. The Center has not attached numerical rankings to the countries because there are numerous tied scores and the differences between the scores of countries that are close to each other on this table are not necessarily meaningful.

Very High SCORES 6.6 AND HIGHER	High SCORES 4.5 TO 6.5	Moderate SCORES 2.4 TO 4.4
China	Israel	Mexico
Iran	Vietnam	Nigeria
Indonesia	Kyrgyzstan	Djibouti ▲
Malaysia	Pakistan	Palestinian territories
Maldives ▲	Belarus	Rwanda
Russia	Kuwait	Angola
Egypt	Comoros	Ukraine
Turkmenistan ▲	Qatar	Denmark
Syria	Bahrain	Sri Lanka
Algeria	Afghanistan	Uganda ▲
Uzbekistan	Sudan	Belgium
Saudi Arabia	United Arab Emirates	Lebanon
Kazakhstan	Jordan	Austria
Tajikistan	Tunisia ▲	Armenia
Eritrea	Bulgaria	Gambia ▲
Morocco	Yemen	Georgia
Brunei	Oman	Iceland
Singapore	Thailand	Cambodia
Turkey	France	Niger
Western Sahara	Nepal	Chad
Azerbaijan	India	Libya
Laos ▲	Cuba	Kenya
Burma (Myanmar)	Bangladesh	Hungary ▲
Iraq	Romania ▲	Poland
Mauritania	Ethiopia ▲	Costa Rica
	Tanzania ▲	Venezuela
	Moldova	Republic of the Congo ▲
	Bhutan	Panama
	Greece	United States
	Somalia	Central African Republic

▲ Denotes an increase of one point or more from 2015 to 2016.

▼ Denotes a decrease of one point or more from 2015 to 2016.

\* See page 57 for notes on North Korea and Somalia.

**Government Restrictions Index (cont.)**

Colombia ▲	Republic of Macedonia	Philippines
Kosovo	Montenegro	Australia
Serbia	Guatemala	Burkina Faso
Cameroon	Haiti	Canada
Italy	United Kingdom	Benin
Spain	Grenada	Estonia
Germany	Malta	Papua New Guinea
Bahamas	St. Kitts and Nevis	Albania ▼
Bosnia-Herzegovina	Taiwan ▲	Cape Verde
Tuvalu	Chile	Belize
Burundi	Paraguay	Mozambique
Swaziland	Ecuador	Senegal
Equatorial Guinea ▼	Lithuania	Samoa
Honduras	Nicaragua	Solomon Islands
Sweden	Luxembourg	Bolivia
Cyprus	Nauru	Kiribati
Antigua and Barbuda	Dominica	Suriname
Switzerland	Malawi ▲	Trinidad and Tobago
Zimbabwe	El Salvador	Uruguay
Guinea	Togo	Macau
Argentina	Hong Kong	Ireland
Sierra Leone	Democratic Rep. of the Congo	Japan
Peru	St. Lucia	South Africa
Monaco	Fiji	San Marino
Norway	Dominican Republic	Lesotho
Mongolia	Slovenia	Mali
Seychelles	Liberia	Portugal
Slovakia	Croatia	Gabon
Czech Republic	Ivory Coast	Sao Tome and Principe
Finland	Namibia	Marshall Islands
Liechtenstein	Netherlands	New Zealand
Latvia	Botswana	Federated States of Micronesia
South Korea	Ghana	Guinea-Bissau
	Tonga	Palau
	Timor-Leste	
	Vanuatu	
	Brazil	
	Jamaica	
	St. Vincent and the Grenadines	
	South Sudan	
	Guyana	
	Mauritius	

**Low**  
SCORES 0.0 TO 2.3

Barbados
Madagascar
Andorra
Zambia

**NORTH KOREA:** The sources used for this study clearly indicate that the government of North Korea is among the most repressive in the world with respect to religion as well as other civil liberties. But because North Korean society is effectively closed to outsiders, the sources are unable to provide the kind of specific and timely information that Pew Research coded in this quantitative study. Therefore, the report does not include a score for North Korea on either index.

**SOMALIA:** Starting with data covering 2013, researchers changed the way they coded government restrictions in Somalia. See the Methodology for more details.



**NORTH KOREA:** The sources used for this study clearly indicate that the government of North Korea is among the most repressive in the world with respect to religion as well as other civil liberties. But because North Korean society is effectively closed to outsiders, the sources are unable to provide the kind of specific and timely information that Pew Research coded in this quantitative study. Therefore, the report does not include a score for North Korea on either index.

**YEMEN:** Starting with data covering 2016, researchers changed the way they coded social hostilities in Yemen. See the Methodology for more details.

---

## Appendix C: Religious restrictions index scores by region

Scores in the table below express the levels of religious restrictions according to Pew Research Center's Government Restrictions Index (GRI) and Social Hostilities Index (SHI).

Americas <i>35 countries</i>	baseline year, ending JUN 2007		previous year, ending DEC 2015		latest year, ending DEC 2016	
	GRI	SHI	GRI	SHI	GRI	SHI
Antigua and Barbuda	1.1	0.3	2.4	0.0	2.7	0.1
Argentina	1.7	0.6	2.6	2.0	2.6	1.8
Bahamas	1.4	0.5	3.6	0.8	3.0	0.8
Barbados	0.8	0.3	2.2	0.1	2.3	0.1
Belize	1.3	0.0	1.1	0.0	1.1	0.4
Bolivia	1.0	0.0	1.0	2.1	1.0	4.0
Brazil	0.4	0.8	0.7	2.5	1.4	3.5
Canada	1.0	1.2	1.2	2.3	1.2	2.3
Chile	1.2	0.4	1.3	0.8	2.2	0.8
Colombia	1.8	3.3	1.7	1.2	3.1	2.3
Costa Rica	1.0	0.0	2.9	0.1	3.2	0.1
Cuba	4.5	0.0	4.9	0.0	5.0	0.0
Dominica	0.8	0.3	1.8	0.0	2.1	0.0
Dominican Republic	0.6	0.0	1.5	0.0	1.7	0.0
Ecuador	1.1	0.6	1.6	0.1	2.1	0.5
El Salvador	0.6	0.4	1.7	0.1	2.0	0.1
Grenada	0.5	0.0	1.9	0.0	2.2	0.0
Guatemala	1.2	1.0	1.7	2.2	2.3	1.3
Guyana	0.7	0.0	1.3	0.0	1.3	0.0
Haiti	1.8	0.6	1.9	1.2	2.3	2.8
Honduras	1.3	0.3	2.5	0.9	2.8	1.2
Jamaica	1.0	0.0	1.4	0.4	1.4	0.1
Mexico	4.7	5.5	3.9	3.7	4.4	5.9
Nicaragua	2.1	0.5	1.8	1.2	2.1	1.0
Panama	0.7	0.0	2.4	0.1	3.2	0.1
Paraguay	0.6	0.7	1.3	0.8	2.2	0.5
Peru	1.8	0.0	2.7	0.4	2.5	0.4
St. Kitts and Nevis	0.6	0.3	2.1	0.1	2.2	0.1
St. Lucia	0.6	0.3	1.5	0.0	1.8	0.0
St. Vincent and the Grenadines	0.6	0.3	1.1	0.1	1.4	0.1
Suriname	0.0	0.0	0.4	0.0	0.9	0.0



Religious restrictions index scores by region (cont.)

Americas 35 countries (cont.)	baseline year, ending JUN 2007		previous year, ending DEC 2015		latest year, ending DEC 2016	
	GRI	SHI	GRI	SHI	GRI	SHI
Trinidad and Tobago	0.3	0.6	1.0	0.2	0.8	2.1
United States	1.6	1.9	3.7	4.2	3.2	3.6
Uruguay	0.3	0.6	0.4	0.0	0.8	1.3
Venezuela	3.6	0.8	2.7	0.3	3.2	0.6

Asia-Pacific 50 countries	baseline year, ending JUN 2007		previous year, ending DEC 2015		latest year, ending DEC 2016	
	GRI	SHI	GRI	SHI	GRI	SHI
Afghanistan	5.3	8.5	5.5	7.9	6.0	7.1
Armenia	3.4	2.7	3.8	3.7	3.8	2.7
Australia	1.3	1.8	1.1	3.8	1.2	4.2
Azerbaijan	5.0	2.9	6.8	1.5	6.9	0.8
Bangladesh	4.0	8.3	5.0	5.6	4.9	7.6
Bhutan	4.4	1.9	5.2	1.3	4.6	0.4
Brunei	7.2	4.2	6.9	2.1	7.2	2.1
Burma (Myanmar)	7.9	4.9	6.4	5.4	6.9	5.1
Cambodia	2.9	0.8	3.4	0.1	3.6	1.8
China	7.8	0.9	8.6	2.9	8.8	1.3
Cyprus	1.2	0.9	2.3	2.9	2.7	2.2
Federated States of Micronesia	0.2	0.0	0.5	0.0	0.5	0.5
Fiji	0.9	2.6	1.5	0.4	1.8	0.6
Hong Kong	1.0	0.8	1.9	2.1	1.9	0.4
India	4.8	8.8	5.1	8.7	5.1	9.7
Indonesia	6.2	8.3	7.6	5.4	8.5	5.5
Iran	7.9	6.0	8.5	3.2	8.5	3.5
Japan	0.2	0.4	0.8	2.6	0.8	1.9
Kazakhstan	5.6	3.1	6.7	2.2	7.5	1.7
Kiribati	0.3	0.8	0.9	0.4	0.9	1.3
Kyrgyzstan	3.9	5.5	6.4	4.3	6.5	5.2
Laos	6.3	1.0	5.7	2.8	6.9	1.7
Macau	1.3	0.3	0.8	0.0	0.8	0.0
Malaysia	6.4	1.0	8.0	5.4	8.2	6.2

Religious restrictions index scores by region (cont.)

Asia-Pacific 50 countries (cont.)	baseline year, ending JUN 2007		previous year, ending DEC 2015		latest year, ending DEC 2016	
	GRI	SHI	GRI	SHI	GRI	SHI
Maldives	6.5	2.6	6.6	3.7	8.2	3.7
Marshall Islands	0.2	0.0	0.2	0.0	0.5	0.0
Mongolia	1.9	0.6	3.0	1.9	2.5	1.9
Nauru	2.0	0.3	1.5	0.3	2.1	0.0
Nepal	3.4	4.2	4.7	5.6	5.2	5.0
New Zealand	0.3	0.4	0.2	0.1	0.5	0.9
Pakistan	5.8	8.9	6.2	7.2	6.5	6.9
Palau	0.6	0.3	0.2	0.0	0.2	0.0
Papua New Guinea	0.8	0.0	1.0	2.8	1.2	2.4
Philippines	1.6	3.7	0.8	4.4	1.3	4.2
Samoa	0.8	0.4	0.8	2.8	1.1	2.8
Singapore	4.6	0.2	6.6	1.0	7.1	1.7
Solomon Islands	0.6	0.4	1.0	1.8	1.0	1.5
South Korea	1.6	0.0	2.4	0.9	2.4	1.2
Sri Lanka	4.0	7.8	4.2	6.8	4.1	5.9
Taiwan	0.5	0.0	1.2	0.0	2.2	0.5
Tajikistan	4.5	2.2	7.1	1.5	7.5	1.1
Thailand	2.6	2.6	4.4	5.3	5.3	4.9
Timor-Leste	0.9	4.2	1.6	3.3	1.6	1.9
Tonga	2.0	0.0	1.5	0.0	1.6	0.0
Turkey	6.6	4.7	6.8	6.2	7.0	6.5
Turkmenistan	5.6	1.5	6.9	0.5	7.9	0.5
Tuvalu	1.8	2.1	3.3	2.1	3.0	2.2
Uzbekistan	7.7	3.3	8.0	1.1	7.8	1.1
Vanuatu	1.0	1.0	1.2	0.6	1.5	1.7
Vietnam	6.6	1.2	6.6	2.3	6.5	1.0

Religious restrictions index scores by region (cont.)

Europe 45 countries	baseline year, ending JUN 2007		previous year, ending DEC 2015		latest year, ending DEC 2016	
	GRI	SHI	GRI	SHI	GRI	SHI
	COUNTRY					
Albania	0.8	0.2	2.5	0.6	1.1	0.2
Andorra	0.9	0.0	2.3	0.8	2.3	0.8
Austria	2.6	1.1	4.1	3.3	3.9	3.8
Belarus	5.9	1.4	6.4	2.2	6.4	2.0
Belgium	4.0	0.9	3.9	2.1	4.0	2.7
Bosnia-Herzegovina	1.5	2.4	2.1	3.7	3.0	3.4
Bulgaria	4.0	2.2	5.0	3.2	5.7	2.7
Croatia	0.7	2.0	1.4	0.3	1.7	0.5
Czech Republic	1.0	1.2	2.2	2.0	2.5	1.3
Denmark	2.5	1.2	3.7	4.2	4.1	4.4
Estonia	1.1	0.8	1.2	0.4	1.2	1.0
Finland	0.6	0.8	2.0	1.2	2.5	2.0
France	3.3	3.4	5.2	5.1	5.2	5.9
Georgia	2.2	4.7	4.2	4.2	3.7	4.5
Germany	3.1	2.1	3.7	5.3	3.0	6.8
Greece	5.2	4.4	4.2	3.2	4.5	3.5
Hungary	0.3	1.0	2.2	1.9	3.3	2.6
Iceland	2.6	0.4	3.6	0.3	3.7	0.1
Ireland	0.6	0.4	1.0	1.3	0.8	1.8
Italy	2.0	1.9	3.0	4.8	3.0	5.1
Kosovo	1.9	2.4	3.2	3.8	3.1	3.8
Latvia	2.3	1.4	2.6	1.0	2.4	0.3
Liechtenstein	1.3	0.1	2.2	1.7	2.5	0.9
Lithuania	1.7	0.8	2.3	0.8	2.1	0.9
Luxembourg	0.8	0.0	2.3	0.0	2.1	0.0
Malta	1.2	0.4	2.0	0.8	2.2	1.2
Moldova	4.2	3.8	5.1	4.6	4.6	5.0
Monaco	2.5	0.0	2.5	0.0	2.5	0.0
Montenegro	0.9	2.4	2.9	2.7	2.3	2.4

Religious restrictions index scores by region (cont.)

Europe 45 countries (cont.)	baseline year, ending JUN 2007		previous year, ending DEC 2015		latest year, ending DEC 2016	
	GRI	SHI	GRI	SHI	GRI	SHI
	COUNTRY					
Netherlands	0.4	1.0	2.2	2.1	1.6	3.5
Norway	1.5	1.0	3.0	2.0	2.5	2.6
Poland	1.0	0.9	2.7	1.8	3.3	2.2
Portugal	0.3	0.0	0.6	0.0	0.6	0.5
Republic of Macedonia	2.2	1.5	3.1	3.2	2.3	2.8
Romania	4.8	5.5	3.5	3.5	4.7	4.5
Russia	5.8	3.7	8.2	8.0	8.1	7.4
San Marino	0.1	0.0	0.6	0.0	0.7	0.0
Serbia	3.1	1.5	3.0	0.9	3.1	1.8
Slovakia	2.8	1.9	2.5	3.7	2.5	3.3
Slovenia	0.6	1.0	1.4	0.0	1.7	0.3
Spain	2.0	1.6	2.7	2.2	3.0	4.0
Sweden	1.2	0.7	1.9	2.6	2.8	3.5
Switzerland	1.2	1.7	2.9	5.1	2.7	4.7
Ukraine	2.6	1.9	4.4	4.7	4.2	6.8
United Kingdom	1.6	1.6	2.2	6.0	2.3	6.6

Middle East-North Africa 20 countries	baseline year, ending JUN 2007		previous year, ending DEC 2015		latest year, ending DEC 2016	
	GRI	SHI	GRI	SHI	GRI	SHI
	COUNTRY					
Algeria	5.6	3.6	7.2	6.2	7.8	6.5
Bahrain	4.3	3.0	5.9	1.3	6.1	1.0
Egypt	7.2	6.1	8.7	7.2	7.9	8.5
Iraq	5.1	10.0	7.3	8.9	6.8	8.9
Israel	3.9	7.8	6.0	8.2	6.5	7.7
Jordan	4.6	3.5	5.6	3.8	5.9	4.0
Kuwait	4.8	1.9	5.9	3.1	6.4	1.9
Lebanon	1.4	5.1	3.1	5.3	4.0	5.3
Libya	5.1	1.4	3.9	7.1	3.4	6.7

Religious restrictions index scores by region (cont.)

Middle East-North Africa 20 countries (cont.)	baseline year, ending JUN 2007		previous year, ending DEC 2015		latest year, ending DEC 2016	
	GRI	SHI	GRI	SHI	GRI	SHI
	COUNTRY					
Morocco	4.9	3.7	7.5	2.5	7.4	3.4
Oman	3.9	0.3	4.8	0.0	5.4	0.5
Palestinian territories	3.3	6.4	4.3	7.4	4.4	7.8
Qatar	3.3	0.3	5.8	1.5	6.2	1.7
Saudi Arabia	8.0	7.2	7.7	5.4	7.7	5.6
Sudan	5.7	6.5	6.1	3.5	5.9	3.1
Syria	4.5	5.3	7.6	9.2	7.8	9.0
Tunisia	4.8	3.8	4.1	5.3	5.7	3.6
United Arab Emirates	3.9	0.1	6.0	0.6	5.9	1.0
Western Sahara	4.8	3.3	6.5	0.8	7.0	0.0
Yemen	4.3	6.2	4.7	8.1	5.5	6.3

Sub-Saharan Africa 48 countries	baseline year, ending JUN 2007		previous year, ending DEC 2015		latest year, ending DEC 2016	
	GRI	SHI	GRI	SHI	GRI	SHI
	COUNTRY					
Angola	3.3	3.7	4.3	2.2	4.2	1.9
Benin	0.3	0.0	0.7	0.3	1.2	3.6
Botswana	0.9	0.1	1.1	0.0	1.6	0.0
Burkina Faso	0.3	1.5	1.6	4.9	1.2	6.0
Burundi	0.4	0.9	2.9	2.0	2.9	1.3
Cameroon	1.1	1.4	3.2	2.7	3.0	3.7
Cape Verde	0.3	0.1	0.3	0.0	1.1	0.0
Central African Republic	3.7	3.3	2.9	6.9	3.1	6.9
Chad	4.2	3.3	3.0	3.2	3.5	1.8
Comoros	5.4	6.2	6.1	1.2	6.3	0.5
Democratic Republic of the Congo	1.3	2.6	2.4	3.1	1.9	4.4
Djibouti	2.4	1.8	3.4	1.7	4.4	1.7
Equatorial Guinea	2.6	0.0	3.9	0.9	2.9	0.8
Eritrea	7.0	0.4	6.7	0.0	7.4	0.1
Ethiopia	2.6	5.3	3.1	2.0	4.7	2.5

Religious restrictions index scores by region (cont.)

Sub-Saharan Africa 48 countries (cont.)	baseline year, ending JUN 2007		previous year, ending DEC 2015		latest year, ending DEC 2016	
	GRI	SHI	GRI	SHI	GRI	SHI
	COUNTRY					
Gabon	1.7	0.1	1.0	0.8	0.6	0.8
Gambia	0.5	0.8	1.7	1.8	3.8	3.1
Ghana	1.2	4.9	2.0	1.2	1.6	2.7
Guinea	1.5	1.7	2.9	4.1	2.6	3.1
Guinea-Bissau	1.6	0.0	0.4	0.8	0.3	0.8
Ivory Coast	1.9	3.1	0.9	0.6	1.7	1.5
Kenya	2.9	2.4	3.3	6.7	3.3	6.8
Lesotho	0.4	0.0	0.8	0.0	0.7	0.3
Liberia	1.7	3.8	1.6	2.2	1.7	1.2
Madagascar	1.8	0.0	2.9	0.0	2.3	1.7
Malawi	0.4	0.3	1.0	2.2	2.1	1.4
Mali	0.9	0.3	0.9	2.6	0.6	2.6
Mauritania	6.5	0.9	6.6	1.2	6.6	1.1
Mauritius	1.4	0.3	1.5	1.4	1.3	0.8
Mozambique	1.0	0.3	0.6	0.0	1.1	1.0
Namibia	0.3	0.0	1.6	0.0	1.6	0.0
Niger	1.7	1.5	3.6	5.6	3.6	2.1
Nigeria	3.7	4.4	4.2	9.1	4.4	8.9
Republic of the Congo	0.7	0.4	2.0	2.2	3.2	0.0
Rwanda	2.0	0.0	4.7	0.0	4.3	1.2
Sao Tome and Principe	0.2	0.0	0.5	0.0	0.5	0.0
Senegal	0.5	0.0	0.8	0.2	1.1	0.2
Seychelles	1.3	0.0	2.3	0.0	2.5	0.0
Sierra Leone	0.0	0.0	2.1	0.0	2.6	2.3
Somalia	4.4	7.4	4.6	6.7	4.5	6.7
South Sudan	*	*	1.0	4.0	0.8	3.9
South Africa	0.6	2.2	1.8	4.7	1.3	3.0
Swaziland	1.5	0.0	2.2	1.5	2.9	0.6
Tanzania	2.1	3.5	3.4	3.2	4.6	2.6
Togo	2.8	0.0	2.0	1.9	2.0	1.2
Uganda	2.4	0.4	2.9	5.6	4.1	6.3
Zambia	2.0	0.0	3.0	2.6	2.3	2.9
Zimbabwe	2.9	1.2	2.8	1.4	2.7	1.5

\* South Sudan was coded for the first time in 2011.

## Appendix D: Summary of results

### Government restrictions on religion

To assess the level of restrictions on religion by governments around the world, Pew Research Center selected the following 20 questions for the Government Restrictions Index (GRI). Pew Research Center staff then combed through 20 published sources of information, including reports by the U.S. State Department, the United Nations and various nongovernmental organizations, to answer the questions on a country-by-country basis. (For more details, see the Methodology.)

This summary shows the questions, followed by various possible answers and the number and percentage of countries that fell into each category, according to the multiple sources analyzed by the Center. For example, on Question No. 5 – “Is public preaching by religious groups limited by any level of government?” – the study found that for the latest year, ending on Dec. 31, 2016, 114 countries (58%) had no reported limits on preaching, 43 countries (22%) had limits on preaching for some religious groups and 41 countries (21%) had limits on preaching for all religious groups.

Additionally, the summary shows whether particular religious restrictions occurred during the previous year, ending Dec. 31, 2015, or in the study’s baseline year, ending in mid-2007. A total of 197 countries are shown for the baseline year; South Sudan was coded for the first time in 2011, bringing the previous and latest years’ totals to 198 countries. To see how each country scored on each question, see the Results by Country online.

When comparing these results with Pew Research Center’s previous reports, readers should keep in mind that reports before 2011 showed the number of countries in which particular religious restrictions occurred at any time during two overlapping periods: July 1, 2006, through June 30, 2008, and July 1, 2007, through June 30, 2009. Because this report presents data on an annual basis, the incidents for a single year may be less than when two years were taken into account.

Some differences from year to year might not be as significant as they appear due to minor changes in coding procedures and changes in the amount of information available between years. For example, sources for the most recent period studied sometimes had less information on incidents in a country than sources previously had reported. Such additional information may reflect either an actual decrease in restrictions in a country, streamlined reporting for that country or both. (For more details, see the Methodology.)

Percentages may not add to 100 due to rounding.

**GRI.Q.1**

*Does the constitution, or law that functions in the place of a constitution (basic law), specifically provide for “freedom of religion” or include language used in Article 18 of the United Nations Universal Declaration of Human Rights<sup>1</sup>?*

	<i>baseline year, ending JUN 2007</i>		<i>previous year, ending DEC 2015</i>		<i>latest year, ending DEC 2016</i>	
	<b>NUMBER OF COUNTRIES</b>	<b>% OF COUNTRIES</b>	<b>NUMBER OF COUNTRIES</b>	<b>% OF COUNTRIES</b>	<b>NUMBER OF COUNTRIES</b>	<b>% OF COUNTRIES</b>
Yes	143	73%	146	74%	147	74%
The constitution or basic law does not specifically provide for freedom of religion but does protect some religious practices	47	24	44	22	43	22
No	7	4	8	4	8	4
	<b>197</b>	<b>100</b>	<b>198</b>	<b>100</b>	<b>198</b>	<b>100</b>

**GRI.Q.2**

*Does the constitution or basic law include stipulations that appear to qualify or substantially contradict the concept of “religious freedom”?*

	<i>baseline year, ending JUN 2007</i>		<i>previous year, ending DEC 2015</i>		<i>latest year, ending DEC 2016</i>	
	<b>NUMBER OF COUNTRIES</b>	<b>% OF COUNTRIES</b>	<b>NUMBER OF COUNTRIES</b>	<b>% OF COUNTRIES</b>	<b>NUMBER OF COUNTRIES</b>	<b>% OF COUNTRIES</b>
No	42	21%	36	18%	26	13%
Yes, there is a qualification	38	19	51	26	47	24
Yes, there is a substantial contradiction and only some religious practices are protected	110	56	103	52	117	59
Religious freedom is not provided in the first place	7	4	8	4	8	4
	<b>197</b>	<b>100</b>	<b>198</b>	<b>100</b>	<b>198</b>	<b>100</b>

**Note:** This report corrects the way constitutions were coded for 10 countries: Cameroon, Costa Rica, the Dominican Republic, Fiji, Iran, Jamaica, Kenya, Mexico, Mozambique and Uruguay. The corrections were applied to all applicable previous years to ensure consistency, and the updates resulted in changes to distribution of the GRI.Q.1 and GRI.Q.2 variables in various years. Users of the data should note this update when comparing these results with those printed in previous reports.

<sup>1</sup> Article 18 states: “Everyone has the right to freedom of thought, conscience and religion; this right includes freedom to change his religion or belief, and freedom, either alone or in community with others and in public or private, to manifest his religion or belief in teaching, practice, worship and observance.”

**GRI.Q.3**

*Taken together, how do the constitution/basic law and other national laws and policies affect religious freedom?*

	baseline year, ending JUN 2007		previous year, ending DEC 2015		latest year, ending DEC 2016	
	NUMBER OF COUNTRIES	% OF COUNTRIES	NUMBER OF COUNTRIES	% OF COUNTRIES	NUMBER OF COUNTRIES	% OF COUNTRIES
National laws and policies provide for religious freedom, and the national government respects religious freedom in practice	63	32%	76	38%	72	36%
National laws and policies provide for religious freedom, and the national government generally respects religious freedom in practice; but there are some instances (e.g., in certain localities) where religious freedom is not respected in practice	94	48	80	40	83	42
There are limited national legal protections for religious freedom, but the national government does not generally respect religious freedom in practice	38	19	35	18	34	17
National laws and policies do not provide for religious freedom and the national government does not respect religious freedom in practice	2	1	7	4	9	5
	<b>197</b>	<b>100</b>	<b>198</b>	<b>100</b>	<b>198</b>	<b>100</b>

**GRI.Q.4**

*Does any level of government interfere with worship or other religious practices?*

	baseline year, ending JUN 2007		previous year, ending DEC 2015		latest year, ending DEC 2016	
	NUMBER OF COUNTRIES	% OF COUNTRIES	NUMBER OF COUNTRIES	% OF COUNTRIES	NUMBER OF COUNTRIES	% OF COUNTRIES
No	85	43%	52	26%	43	22%
Yes, in a few cases	44	22	23	12	31	16
Yes, in many cases	32	16	69	35	63	32
Government prohibits worship or religious practices of one or more religious groups as a general policy	36	18	54	27	61	31
	<b>197</b>	<b>100</b>	<b>198</b>	<b>100</b>	<b>198</b>	<b>100</b>

**GRI.Q.5**

*Is public preaching by religious groups limited by any level of government?*

	baseline year, ending JUN 2007		previous year, ending DEC 2015		latest year, ending DEC 2016	
	NUMBER OF COUNTRIES	% OF COUNTRIES	NUMBER OF COUNTRIES	% OF COUNTRIES	NUMBER OF COUNTRIES	% OF COUNTRIES
No	141	72%	122	62%	114	58%
Yes, for some religious groups	32	16	40	20	43	22
Yes, for all religious groups	24	12	36	18	41	21
	<b>197</b>	<b>100</b>	<b>198</b>	<b>100</b>	<b>198</b>	<b>100</b>

**GRI.Q.6**

*Is proselytizing limited by any level of government?*

	baseline year, ending JUN 2007		previous year, ending DEC 2015		latest year, ending DEC 2016	
	NUMBER OF COUNTRIES	% OF COUNTRIES	NUMBER OF COUNTRIES	% OF COUNTRIES	NUMBER OF COUNTRIES	% OF COUNTRIES
No	132	67%	125	63%	121	61%
Yes, for some religious groups	39	20	42	21	41	21
Yes, for all religious groups	26	13	31	16	36	18
	<b>197</b>	<b>100</b>	<b>198</b>	<b>100</b>	<b>198</b>	<b>100</b>

**GRI.Q.7**

*Is converting from one religion to another limited by any level of government?*

	baseline year, ending JUN 2007		previous year, ending DEC 2015		latest year, ending DEC 2016	
	NUMBER OF COUNTRIES	% OF COUNTRIES	NUMBER OF COUNTRIES	% OF COUNTRIES	NUMBER OF COUNTRIES	% OF COUNTRIES
No	166	84%	156	79%	154	78%
Yes	31	16	42	21	44	22
	<b>197</b>	<b>100</b>	<b>198</b>	<b>100</b>	<b>198</b>	<b>100</b>

**GRI.Q.8**

*Is religious literature or broadcasting limited by any level of government?*

	baseline year, ending JUN 2007		previous year, ending DEC 2015		latest year, ending DEC 2016	
	NUMBER OF COUNTRIES	% OF COUNTRIES	NUMBER OF COUNTRIES	% OF COUNTRIES	NUMBER OF COUNTRIES	% OF COUNTRIES
No	130	66%	117	59%	122	62%
Yes	67	34	81	41	76	38
	<b>197</b>	<b>100</b>	<b>198</b>	<b>100</b>	<b>198</b>	<b>100</b>

**GRI.Q.9**

*Are foreign missionaries allowed to operate?*

	baseline year, ending JUN 2007		previous year, ending DEC 2015		latest year, ending DEC 2016	
	NUMBER OF COUNTRIES	% OF COUNTRIES	NUMBER OF COUNTRIES	% OF COUNTRIES	NUMBER OF COUNTRIES	% OF COUNTRIES
Yes	117	59%	122	62%	122	62%
Yes, but with restrictions	72	37	69	35	66	33
No	8	4	7	4	10	5
	<b>197</b>	<b>100</b>	<b>198</b>	<b>100</b>	<b>198</b>	<b>100</b>

**GRI.Q.10**

*Is the wearing of religious symbols, such as head coverings for women and facial hair for men, regulated by law or by any level of government?*

	baseline year, ending JUN 2007		previous year, ending DEC 2015		latest year, ending DEC 2016	
	NUMBER OF COUNTRIES	% OF COUNTRIES	NUMBER OF COUNTRIES	% OF COUNTRIES	NUMBER OF COUNTRIES	% OF COUNTRIES
No	176	89%	144	73%	137	69%
Yes	21	11	54	27	61	31
	<b>197</b>	<b>100</b>	<b>198</b>	<b>100</b>	<b>198</b>	<b>100</b>

**GRI.Q.11**

*Was there harassment or intimidation of religious groups by any level of government?*

	baseline year, ending JUN 2007		previous year, ending DEC 2015		latest year, ending DEC 2016	
	NUMBER OF COUNTRIES	% OF COUNTRIES	NUMBER OF COUNTRIES	% OF COUNTRIES	NUMBER OF COUNTRIES	% OF COUNTRIES
No	79	40%	41	21%	21	11%
Yes, there was limited intimidation	82	42	52	26	55	28
Yes, there was widespread intimidation	36	18	105	53	122	62
	<b>197</b>	<b>100</b>	<b>198</b>	<b>100</b>	<b>198</b>	<b>100</b>

**GRI.Q.12**

*Did the national government display hostility involving physical violence toward minority or nonapproved religious groups?*

	baseline year, ending JUN 2007		previous year, ending DEC 2015		latest year, ending DEC 2016	
	NUMBER OF COUNTRIES	% OF COUNTRIES	NUMBER OF COUNTRIES	% OF COUNTRIES	NUMBER OF COUNTRIES	% OF COUNTRIES
No	152	77%	142	72%	138	70%
Yes	45	23	56	28	60	30
	<b>197</b>	<b>100</b>	<b>198</b>	<b>100</b>	<b>198</b>	<b>100</b>



**GRI.Q.13**

Were there instances when the national government did not intervene in cases of discrimination or abuses against religious groups?

	baseline year, ending JUN 2007		previous year, ending DEC 2015		latest year, ending DEC 2016	
	NUMBER OF COUNTRIES	% OF COUNTRIES	NUMBER OF COUNTRIES	% OF COUNTRIES	NUMBER OF COUNTRIES	% OF COUNTRIES
No	157	80%	152	77%	144	73%
Yes	40	20	46	23	54	27
	<b>197</b>	<b>100</b>	<b>198</b>	<b>100</b>	<b>198</b>	<b>100</b>

**GRI.Q.14**

Does the national government have an established organization to regulate or manage religious affairs?

	baseline year, ending JUN 2007		previous year, ending DEC 2015		latest year, ending DEC 2016	
	NUMBER OF COUNTRIES	% OF COUNTRIES	NUMBER OF COUNTRIES	% OF COUNTRIES	NUMBER OF COUNTRIES	% OF COUNTRIES
No	106	54%	74	37%	74	37%
No, but the government consults a nongovernmental advisory board	12	6	12	6	12	6
Yes, but the organization is non- coercive toward religious groups	54	27	56	28	54	27
Yes, and the organization is coercive toward religious groups	25	13	56	28	58	29
	<b>197</b>	<b>100</b>	<b>198</b>	<b>100</b>	<b>198</b>	<b>100</b>

**GRI.Q.15**

Did the national government denounce one or more religious groups by characterizing them as dangerous “cults” or “sects”?

	baseline year, ending JUN 2007		previous year, ending DEC 2015		latest year, ending DEC 2016	
	NUMBER OF COUNTRIES	% OF COUNTRIES	NUMBER OF COUNTRIES	% OF COUNTRIES	NUMBER OF COUNTRIES	% OF COUNTRIES
No	180	91%	175	88%	171	86%
Yes	17	9	23	12	27	14
	<b>197</b>	<b>100</b>	<b>198</b>	<b>100</b>	<b>198</b>	<b>100</b>

**GRI.Q.16**

Does any level of government formally ban any religious group?

	baseline year, ending JUN 2007		previous year, ending DEC 2015		latest year, ending DEC 2016	
	NUMBER OF COUNTRIES	% OF COUNTRIES	NUMBER OF COUNTRIES	% OF COUNTRIES	NUMBER OF COUNTRIES	% OF COUNTRIES
No	162	82%	158	80%	156	79%
Yes	35	18	40	20	42	21
Security reasons stated as rationale	11	6	6	3	7	4
Nonsecurity reasons stated as rationale	18	9	21	11	20	10
Both security and nonsecurity reasons stated as rationale	6	3	13	7	15	8
	<b>197</b>	<b>100</b>	<b>198</b>	<b>100</b>	<b>198</b>	<b>100</b>

**GRI.Q.17**

Were there instances when the national government attempted to eliminate an entire religious group’s presence in the country?

	baseline year, ending JUN 2007		previous year, ending DEC 2015		latest year, ending DEC 2016	
	NUMBER OF COUNTRIES	% OF COUNTRIES	NUMBER OF COUNTRIES	% OF COUNTRIES	NUMBER OF COUNTRIES	% OF COUNTRIES
No	181	92%	181	91%	181	91%
Yes	16	8	17	9	17	9
	<b>197</b>	<b>100</b>	<b>198</b>	<b>100</b>	<b>198</b>	<b>100</b>



**GRI.Q.18**

Does any level of government ask religious groups to register for any reason, including to be eligible for benefits such as tax exemption?

	baseline year, ending JUN 2007		previous year, ending DEC 2015		latest year, ending DEC 2016	
	NUMBER OF COUNTRIES	% OF COUNTRIES	NUMBER OF COUNTRIES	% OF COUNTRIES	NUMBER OF COUNTRIES	% OF COUNTRIES
No	38	19%	14	7%	11	7%
Yes, but in a nondiscriminatory way	71	36	68	34	66	33
Yes, and the process adversely affects the ability of some religious groups to operate	34	17	29	15	30	15
Yes, and the process clearly discriminates against some religious groups	54	27	87	44	91	46
	<b>197</b>	<b>100</b>	<b>198</b>	<b>100</b>	<b>198</b>	<b>100</b>

**GRI.Q.19**

Did any level of government use force toward religious groups that resulted in individuals being killed, physically abused, imprisoned, detained or displaced from their homes, or having their personal or religious properties damaged or destroyed?

	baseline year, ending JUN 2007		previous year, ending DEC 2015		latest year, ending DEC 2016	
	NUMBER OF COUNTRIES	% OF COUNTRIES	NUMBER OF COUNTRIES	% OF COUNTRIES	NUMBER OF COUNTRIES	% OF COUNTRIES
No	136	69%	92	46%	96	48%
Yes	61	31	106	54	102	52
1-9 cases of government force	18	9	47	24	45	23
10-200 cases of government force	35	18	36	18	35	18
201-1,000 cases of government force	4	2	14	7	10	5
1,001-9,999 cases of government force	2	1	5	3	6	3
10,000+ cases of government force	2	1	4	2	6	3
	<b>197</b>	<b>100</b>	<b>198</b>	<b>100</b>	<b>198</b>	<b>100</b>

**GRI.Q.19b**

Did any level of government use force toward religious groups that resulted in individuals being killed, physically abused, imprisoned, detained or displaced from their homes, or having their personal or religious properties damaged or destroyed?

	baseline year, ending JUN 2007		previous year, ending DEC 2015		latest year, ending DEC 2016	
	NUMBER OF COUNTRIES	% OF COUNTRIES	NUMBER OF COUNTRIES	% OF COUNTRIES	NUMBER OF COUNTRIES	% OF COUNTRIES
No	136	69%	92	46%	96	48%
Yes ^	61	31	106	54	102	52
Property damage	7	4	69	35	75	38
Detentions/abductions	47	24	82	41	74	37
Displacement from homes	20	10	28	14	25	13
Physical assaults	25	13	48	24	39	20
Deaths	15	8	23	12	23	12
	<b>197</b>	<b>100</b>	<b>198</b>	<b>100</b>	<b>198</b>	<b>100</b>

Nested categories add to more than total because countries can have multiple types of cases of government force.

^ This line represents the number or percentage of countries in which at least one of the following types of government force occurred.

**GRI.Q.20**

Do some religious groups receive government support or favors, such as funding, official recognition or special access?

	baseline year, ending JUN 2007		previous year, ending DEC 2015		latest year, ending DEC 2016	
	NUMBER OF COUNTRIES	% OF COUNTRIES	NUMBER OF COUNTRIES	% OF COUNTRIES	NUMBER OF COUNTRIES	% OF COUNTRIES
No	17	9%	3	2%	1	1%
Yes, the government provides support to religious groups, but it does so on a more-or-less fair and equal basis	37	19	38	19	40	20
Yes, the government gives preferential support or favors to some religious group(s) and clearly discriminates against others	143	73	157	79	157	79
	<b>197</b>	<b>100</b>	<b>198</b>	<b>100</b>	<b>198</b>	<b>100</b>

This is a summary table that puts the restrictions identified in Questions 20.1, 20.2, 20.3.a-c, 20.4 and 20.5 into a single measure indicating the level to which a government supports religious groups in the country. Government support of a religion or religions is considered restrictive only when preferential treatment of one or more religious groups puts other religious groups at a disadvantage.

**GRI.Q.20.1**

Does the country's constitution or basic law recognize a favored religion or religions?

	baseline year, ending JUN 2007		previous year, ending DEC 2015		latest year, ending DEC 2016	
	NUMBER OF COUNTRIES	% OF COUNTRIES	NUMBER OF COUNTRIES	% OF COUNTRIES	NUMBER OF COUNTRIES	% OF COUNTRIES
No	141	72%	114	58%	109	55%
Yes	56	28	84	42	89	45
	<b>197</b>	<b>100</b>	<b>198</b>	<b>100</b>	<b>198</b>	<b>100</b>

This question is a component of GRI.Q.20.  
For GRI.Q.20.1, the differences between the coding periods may not be as significant as they appear due to minor changes in coding procedures.

**GRI.Q.20.2**

Do all religious groups receive the same level of government access and privileges?

	baseline year, ending JUN 2007		previous year, ending DEC 2015		latest year, ending DEC 2016	
	NUMBER OF COUNTRIES	% OF COUNTRIES	NUMBER OF COUNTRIES	% OF COUNTRIES	NUMBER OF COUNTRIES	% OF COUNTRIES
All religious groups are generally treated the same	39	20%	24	12%	23	12%
Some religious groups have minimal privileges unavailable to other religious groups, limited to things such as inheriting buildings or properties	7	4	30	15	32	16
Some religious groups have general privileges or government access unavailable to other religious groups	62	31	50	25	49	25
One religious group has privileges or government access unavailable to other religious groups, but it is not recognized as the country's official religion	48	24	48	24	49	25
One religious group has privileges or government access unavailable to other religious groups, and it is recognized by the national government as the official religion	41	21	46	23	45	23
	<b>197</b>	<b>100</b>	<b>198</b>	<b>100</b>	<b>198</b>	<b>100</b>

This question is a component of GRI.Q.20.

**GRI.Q.20.3**

Does any level of government provide funds or other resources to religious groups?

	baseline year, ending JUN 2007		previous year, ending DEC 2015		latest year, ending DEC 2016	
	NUMBER OF COUNTRIES	% OF COUNTRIES	NUMBER OF COUNTRIES	% OF COUNTRIES	NUMBER OF COUNTRIES	% OF COUNTRIES
No	45	23%	12	6%	6	3%
Yes, but with no obvious favoritism to a particular group or groups	23	12	41	21	44	22
Yes, and with obvious favoritism to a particular group or groups	129	65	145	73	148	75
	<b>197</b>	<b>100</b>	<b>198</b>	<b>100</b>	<b>198</b>	<b>100</b>

This question is a component of GRI.Q.20. This is a summary table that puts the restrictions identified in Questions 20.3.a-c into a single measure indicating the level to which a government supports religious groups in the country. Government support of a religion or religions is considered restrictive only when preferential treatment of one or more religious groups puts other religious groups at a disadvantage.

**GRI.Q.20.3.a**

Does any level of government provide funds or other resources for religious education programs and/or religious schools?

	baseline year, ending JUN 2007		previous year, ending DEC 2015		latest year, ending DEC 2016	
	NUMBER OF COUNTRIES	% OF COUNTRIES	NUMBER OF COUNTRIES	% OF COUNTRIES	NUMBER OF COUNTRIES	% OF COUNTRIES
No	71	36%	48	24%	34	17%
Yes, but with no obvious favoritism to a particular group or groups	24	12	43	22	47	24
Yes, and with obvious favoritism to a particular group or groups	102	52	107	54	117	59
	<b>197</b>	<b>100</b>	<b>198</b>	<b>100</b>	<b>198</b>	<b>100</b>

This question is a component of GRI.Q.20.3.

**GRI.Q.20.3.b**

Does any level of government provide funds or other resources for religious property (e.g., buildings, upkeep, repair or land)?

	baseline year, ending JUN 2007		previous year, ending DEC 2015		latest year, ending DEC 2016	
	NUMBER OF COUNTRIES	% OF COUNTRIES	NUMBER OF COUNTRIES	% OF COUNTRIES	NUMBER OF COUNTRIES	% OF COUNTRIES
No	128	65%	111	56%	102	52%
Yes, but with no obvious favoritism to a particular group or groups	10	5	23	12	28	14
Yes, and with obvious favoritism to a particular group or groups	59	30	64	32	68	34
	<b>197</b>	<b>100</b>	<b>198</b>	<b>100</b>	<b>198</b>	<b>100</b>

This question is a component of GRI.Q.20.3.

**GRI.Q.20.3.c**

Does any level of government provide funds or other resources for religious activities other than education or property?

	baseline year, ending JUN 2007		previous year, ending DEC 2015		latest year, ending DEC 2016	
	NUMBER OF COUNTRIES	% OF COUNTRIES	NUMBER OF COUNTRIES	% OF COUNTRIES	NUMBER OF COUNTRIES	% OF COUNTRIES
No	106	54%	40	20%	31	16%
Yes, but with no obvious favoritism to a particular group or groups	7	4	55	28	61	31
Yes, and with obvious favoritism to a particular group or groups	84	43	103	52	106	54
	<b>197</b>	<b>100</b>	<b>198</b>	<b>100</b>	<b>198</b>	<b>100</b>

This question is a component of GRI.Q.20.3.

**GRI.Q.20.4**

Is religious education required in public schools?

	baseline year, ending JUN 2007		previous year, ending DEC 2015		latest year, ending DEC 2016	
	NUMBER OF COUNTRIES	% OF COUNTRIES	NUMBER OF COUNTRIES	% OF COUNTRIES	NUMBER OF COUNTRIES	% OF COUNTRIES
No	134	68%	113	57%	110	56%
Yes, by at least some local governments	6	3	7	4	8	4
Yes, by the national government	57	29	78	39	80	40
	<b>197</b>	<b>100</b>	<b>198</b>	<b>100</b>	<b>198</b>	<b>100</b>

This question is a component of GRI.Q.20.

**GRI.Q.20.5**

Does the national government defer in some way to religious authorities, texts or doctrines on legal issues?

	baseline year, ending JUN 2007		previous year, ending DEC 2015		latest year, ending DEC 2016	
	NUMBER OF COUNTRIES	% OF COUNTRIES	NUMBER OF COUNTRIES	% OF COUNTRIES	NUMBER OF COUNTRIES	% OF COUNTRIES
No	150	76%	140	71%	134	68%
Yes	47	24	58	29	64	32
	<b>197</b>	<b>100</b>	<b>198</b>	<b>100</b>	<b>198</b>	<b>100</b>

This question is a component of GRI.Q.20.

## Social Hostilities involving religion

To assess the level of social hostilities involving religion around the world, Pew Research Center used the following 13 questions for the Social Hostilities Index (SHI). Pew Research Center staff then combed through 20 published sources of information, including reports by the U.S. State Department, the United Nations and various nongovernmental organizations, to answer the questions on a country-by-country basis. (For more details, see the Methodology.)

This summary shows the questions, followed by various possible answers and the number and percentage of countries that fell into each category, according to the multiple sources analyzed by Pew Research Center. For example, on Question No. 12 – “Were there incidents of hostility over proselytizing?” – the study found that for the latest year, ending on Dec. 31, 2016, 164 countries (83%) had no reported incidents of hostility over proselytizing, 17 countries (9%) had incidents that fell short of physical violence and 17 countries (9%) had incidents involving violence.

Additionally, the summary shows whether particular religious hostilities occurred during the previous year, ending Dec. 31, 2015, or in the study’s baseline year, ending in mid-2007. A total of 197 countries are shown for the baseline year; South Sudan was coded for the first time in 2011, bringing the previous and last years’ totals to 198 countries. To see how each country scored on each question, see the Results by Country online.

When comparing these results with the Pew Research Center’s previous reports, readers should keep in mind that previous reports showed the number of countries in which particular religious hostilities occurred at any time during two overlapping periods: July 1, 2006, through June 30, 2008, and July 1, 2007, through June 30, 2009. Because this report presents data on an annual basis, the incidents for a single year may be less than when two years were taken into account.

Some differences from year to year might not be as significant as they appear due to minor changes in coding procedures and changes in the amount of information available between years. For example, sources for the most recent period studied sometimes had more information on incidents in a country than sources previously had reported. Such additional information may reflect either an actual increase in hostilities in a country, improved reporting for that country or both. (For more details, see the Methodology.)

Percentages may not add to 100 due to rounding.

**SHI.Q.1.a**

*Were there crimes, malicious acts or violence motivated by religious hatred or bias?*

	<i>baseline year, ending JUN 2007</i>		<i>previous year, ending DEC 2015</i>		<i>latest year, ending DEC 2016</i>	
	<b>NUMBER OF COUNTRIES</b>	<b>% OF COUNTRIES</b>	<b>NUMBER OF COUNTRIES</b>	<b>% OF COUNTRIES</b>	<b>NUMBER OF COUNTRIES</b>	<b>% OF COUNTRIES</b>
No	67	34%	52	26%	39	20%
Yes ^	130	66	146	74	159	80
Harassment/intimidation	127	64	146	74	159	80
Property damage	40	20	77	39	82	41
Detentions/abductions	12	6	15	8	17	9
Displacement from homes	19	10	18	9	19	10
Physical assaults	55	28	63	32	64	32
Deaths	25	13	36	18	38	19
	<b>197</b>	<b>100</b>	<b>198</b>	<b>100</b>	<b>198</b>	<b>100</b>

This is a summary table that captures the types of religious hatred or bias.

Nested categories add to more than total because countries can have multiple types of hostilities.

^ This line represents the number or percentage of countries in which at least one of the following hostilities occurred.

Each country's score for each type of religious hatred or bias is available in SHI.Q.1a-f in the Results by Country (online).

**SHI.Q.1.b**

*How many different types of crimes, malicious acts or violence motivated by religious hatred or bias occurred? The six different types considered include: harassment/intimidation, property damage, detentions/abductions, displacement from homes, physical assaults and killings.*

	<i>baseline year, ending JUN 2007</i>		<i>previous year, ending DEC 2015</i>		<i>latest year, ending DEC 2016</i>	
	<b>NUMBER OF COUNTRIES</b>	<b>% OF COUNTRIES</b>	<b>NUMBER OF COUNTRIES</b>	<b>% OF COUNTRIES</b>	<b>NUMBER OF COUNTRIES</b>	<b>% OF COUNTRIES</b>
No	67	34%	52	26%	39	20%
Yes: one type	56	28	42	21	57	29
Yes: two types	30	15	43	22	33	17
Yes: three types	25	13	34	17	40	20
Yes: four types	11	6	15	8	15	8
Yes: five types	5	3	7	4	8	4
Yes: six types	3	2	5	3	6	3
	<b>197</b>	<b>100</b>	<b>198</b>	<b>100</b>	<b>198</b>	<b>100</b>

This is a summary table that captures the severity of religious hatred or bias.

Each country's score based on how many of the six types of religious hatred or bias were documented is available in SHI.Q.1 in the Results by Country (online).

**SHI.Q.2**

Was there mob violence related to religion?

	baseline year, ending JUN 2007		previous year, ending DEC 2015		latest year, ending DEC 2016	
	NUMBER OF COUNTRIES	% OF COUNTRIES	NUMBER OF COUNTRIES	% OF COUNTRIES	NUMBER OF COUNTRIES	% OF COUNTRIES
No	174	88%	142	72%	153	77%
Yes, but there were no deaths re- ported	14	7	41	21	31	16
Yes, and there were deaths reported	9	5	15	8	14	7
	<b>197</b>	<b>100</b>	<b>198</b>	<b>100</b>	<b>198</b>	<b>100</b>

**SHI.Q.3**

Were there acts of sectarian or communal violence between religious groups?

	baseline year, ending JUN 2007		previous year, ending DEC 2015		latest year, ending DEC 2016	
	NUMBER OF COUNTRIES	% OF COUNTRIES	NUMBER OF COUNTRIES	% OF COUNTRIES	NUMBER OF COUNTRIES	% OF COUNTRIES
No	181	92%	186	94%	185	93%
Yes	16	8	12	6	13	7
	<b>197</b>	<b>100</b>	<b>198</b>	<b>100</b>	<b>198</b>	<b>100</b>

Sectarian or communal violence involves two or more religious groups facing off in repeated clashes.

**SHI.Q.4**

Were religion-related terrorist groups active in the country?

	baseline year, ending JUN 2007		previous year, ending DEC 2015		latest year, ending DEC 2016	
	NUMBER OF COUNTRIES	% OF COUNTRIES	NUMBER OF COUNTRIES	% OF COUNTRIES	NUMBER OF COUNTRIES	% OF COUNTRIES
No	137	70%	120	61%	129	65%
Yes	60	30	78	39	69	35
Yes, but their activity was limited to recruitment and fundraising	43	22	28	14	21	11
Yes, with violence that resulted in some casualties (1-9 injuries or deaths)	7	4	17	9	10	5
Yes, with violence that resulted in multiple casualties (10-50 injuries or deaths)	2	1	4	2	5	3
Yes, with violence that resulted in many casualties (more than 50 injuries or deaths)	8	4	29	15	33	17
	<b>197</b>	<b>100</b>	<b>198</b>	<b>100</b>	<b>198</b>	<b>100</b>

Religion-related terrorism is defined as politically motivated violence against noncombatants by subnational groups or clandestine agents with a religious justification or intent.

**SHI.Q.5**

Was there a religion-related war or armed conflict in the country?

	baseline year, ending JUN 2007		previous year, ending DEC 2015		latest year, ending DEC 2016	
	NUMBER OF COUNTRIES	% OF COUNTRIES	NUMBER OF COUNTRIES	% OF COUNTRIES	NUMBER OF COUNTRIES	% OF COUNTRIES
No	176	89%	184	93%	186	94%
Yes	21	11	14	7	12	6
Yes, with fewer than 10,000 casualties or people displaced	9	5	1	1	3	2
Yes, with tens of thousands of casualties or people displaced	6	3	5	3	2	1
Yes, with hundreds of thousands of casualties or people displaced	3	2	4	2	7	4
Yes, with millions of casualties or people displaced	3	2	4	2	0	0
	<b>197</b>	<b>100</b>	<b>198</b>	<b>100</b>	<b>198</b>	<b>100</b>

Religion-related war is defined as armed conflict (involving sustained casualties over time or more than 1,000 battle deaths) in which religious rhetoric is commonly employed to justify the use of force, or in which one or more of the combatants primarily identifies itself or the opposing side by religion.

**SHI.Q.6**

Did violence result from tensions between religious groups?

	baseline year, ending JUN 2007		previous year, ending DEC 2015		latest year, ending DEC 2016	
	NUMBER OF COUNTRIES	% OF COUNTRIES	NUMBER OF COUNTRIES	% OF COUNTRIES	NUMBER OF COUNTRIES	% OF COUNTRIES
No	50	25%	105	53%	99	50%
There were public tensions between religious groups, but they fell short of hostilities involving physical violence	56	28	40	20	42	21
Yes, with physical violence in a few cases	69	35	28	14	34	17
Yes, with physical violence in numerous cases	22	11	25	13	23	12
	<b>197</b>	<b>100</b>	<b>198</b>	<b>100</b>	<b>198</b>	<b>100</b>

The data for each year also take into account information from the two previous years.

**SHI.Q.7**

Did organized groups use force or coercion in an attempt to dominate public life with their perspective on religion, including preventing some religious groups from operating in the country?

	baseline year, ending JUN 2007		previous year, ending DEC 2015		latest year, ending DEC 2016	
	NUMBER OF COUNTRIES	% OF COUNTRIES	NUMBER OF COUNTRIES	% OF COUNTRIES	NUMBER OF COUNTRIES	% OF COUNTRIES
No	113	57%	115	58%	103	52%
Yes	84	43	83	42	95	48
At the local level	22	11	18	9	27	14
At the regional level	31	16	12	6	9	5
At the national level	31	16	53	27	59	30
	<b>197</b>	<b>100</b>	<b>198</b>	<b>100</b>	<b>198</b>	<b>100</b>

The data for each year also take into account information from the two previous years.

**SHI.Q.8**

Did religious groups themselves attempt to prevent other religious groups from being able to operate?

	baseline year, ending JUN 2007		previous year, ending DEC 2015		latest year, ending DEC 2016	
	NUMBER OF COUNTRIES	% OF COUNTRIES	NUMBER OF COUNTRIES	% OF COUNTRIES	NUMBER OF COUNTRIES	% OF COUNTRIES
No	130	66%	137	69%	137	69%
Yes	67	34	61	31	61	31
	<b>197</b>	<b>100</b>	<b>198</b>	<b>100</b>	<b>198</b>	<b>100</b>

The data for each year also take into account information from the two previous years.

**SHI.Q.9**

Did individuals or groups use violence or the threat of violence, including so-called honor killings, to try to enforce religious norms?

	baseline year, ending JUN 2007		previous year, ending DEC 2015		latest year, ending DEC 2016	
	NUMBER OF COUNTRIES	% OF COUNTRIES	NUMBER OF COUNTRIES	% OF COUNTRIES	NUMBER OF COUNTRIES	% OF COUNTRIES
No	162	82%	125	63%	121	61%
Yes	35	18	73	37	77	39
	<b>197</b>	<b>100</b>	<b>198</b>	<b>100</b>	<b>198</b>	<b>100</b>

The data for each year also take into account information from the two previous years.



**SHI.Q.10**

Were individuals assaulted or displaced from their homes in retaliation for religious activities, including preaching and other forms of religious expression, considered offensive or threatening to the majority faith?

	baseline year, ending JUN 2007		previous year, ending DEC 2015		latest year, ending DEC 2016	
	NUMBER OF COUNTRIES	% OF COUNTRIES	NUMBER OF COUNTRIES	% OF COUNTRIES	NUMBER OF COUNTRIES	% OF COUNTRIES
No	149	76%	109	55%	110	56%
Yes	48	24	89	45	88	44
	<b>197</b>	<b>100</b>	<b>198</b>	<b>100</b>	<b>198</b>	<b>100</b>

The data for each year also take into account information from the two previous years.

**SHI.Q.11**

Were women harassed for violating religious dress codes?

	baseline year, ending JUN 2007		previous year, ending DEC 2015		latest year, ending DEC 2016	
	NUMBER OF COUNTRIES	% OF COUNTRIES	NUMBER OF COUNTRIES	% OF COUNTRIES	NUMBER OF COUNTRIES	% OF COUNTRIES
No	183	93%	149	75%	141	71%
Yes	14	7	49	25	57	29
	<b>197</b>	<b>100</b>	<b>198</b>	<b>100</b>	<b>198</b>	<b>100</b>

The data for each year also take into account information from the two previous years.

**SHI.Q.12**

Were there incidents of hostility over proselytizing?

	baseline year, ending JUN 2007		previous year, ending DEC 2015		latest year, ending DEC 2016	
	NUMBER OF COUNTRIES	% OF COUNTRIES	NUMBER OF COUNTRIES	% OF COUNTRIES	NUMBER OF COUNTRIES	% OF COUNTRIES
No	148	75%	171	86%	164	83%
Yes, but they fell short of physical violence	30	15	15	8	17	9
Yes, and they included physical violence	19	10	12	6	17	9
	<b>197</b>	<b>100</b>	<b>198</b>	<b>100</b>	<b>198</b>	<b>100</b>

The data for each year also take into account information from the two previous years.

**SHI.Q.13**

Were there incidents of hostility over conversions from one religion to another?

	baseline year, ending JUN 2007		previous year, ending DEC 2015		latest year, ending DEC 2016	
	NUMBER OF COUNTRIES	% OF COUNTRIES	NUMBER OF COUNTRIES	% OF COUNTRIES	NUMBER OF COUNTRIES	% OF COUNTRIES
No	153	78%	146	74%	140	71%
Yes, but they fell short of physical violence	23	12	25	13	34	17
Yes, and they included physical violence	21	11	27	14	24	12
	<b>197</b>	<b>100</b>	<b>198</b>	<b>100</b>	<b>198</b>	<b>100</b>

The data for each year also take into account information from the two previous years.



## Appendix E: Results by country

This PDF shows the results for each of the 198 countries and territories on the 20 questions that comprise the Pew Research Center's Government Restrictions Index and the 13 questions that comprise the Social Hostilities Index.

Although each question is weighted equally, many of the questions contain gradations, allowing partial scores depending on intensity or severity. For example, on SHI Question No. 2 – “Was there mob violence related to religion?” – a country that had no religion-related mob violence would receive zero points, a country that had mob violence in which no deaths were reported would receive 1/2 point (0.50), and a country that had mob violence in which deaths were reported would receive a full point (1.00).

The scores are presented for three years: the latest year, ending Dec. 31, 2016; the previous year, ending Dec. 31, 2015; and the baseline year, ending in mid-2007 (July 1, 2006 through June 30, 2007). Scores for the years ending in mid-2008, mid-2009, mid-2010 and December 2011 are not presented due to space constraints.

Both the GRI and the SHI are scales of 0 to 10. Readers wishing to independently calculate a country's index score from the tables should note that the sum of a country's scores on all 20 GRI questions must be divided by two and the sum total of its scores on all 13 SHI questions must be multiplied by 10/13 (0.77) to convert them to the 10-point scale. For more detail on the indexes, see the Methodology.

## GRI.Q.1

Does the constitution, or law that functions in the place of a constitution (basic law), specifically provide for "freedom of religion" or include language used in Article 18 of the United Nations Universal Declaration of Human Rights?

- 0 points 0.00 Yes
- 1/2 point 0.50 The constitution or basic law does not specifically provide for freedom of religion but does protect some religious practices
- Full point 1.00 No

Country / Territory	baseline year, ending JUN 2007	previous year, ending DEC 2015	latest year, ending DEC 2016	Country / Territory	baseline year, ending JUN 2007	previous year, ending DEC 2015	latest year, ending DEC 2016	Country / Territory	baseline year, ending JUN 2007	previous year, ending DEC 2015	latest year, ending DEC 2016
Alghanistan	0.50	0.50	0.50	Grenada	0.00	0.00	0.00	Panama	0.00	0.00	0.00
Albania	0.00	0.00	0.00	Guatemala	0.00	0.00	0.00	Papua New Guinea	0.00	0.00	0.00
Algeria	1.00	1.00	0.50	Guinea	0.00	0.00	0.00	Paraguay	0.00	0.00	0.00
Andorra	0.00	0.00	0.00	Guinea-Bissau	0.00	0.00	0.00	Peru	0.00	0.00	0.00
Angola	0.50	0.00	0.00	Guyana	0.00	0.00	0.00	Philippines	0.00	0.00	0.00
Antigua and Barbuda	0.00	0.00	0.00	Haiti	0.00	0.00	0.00	Poland	0.00	0.00	0.00
Argentina	0.50	0.50	0.50	Honduras	0.00	0.00	0.00	Portugal	0.00	0.00	0.00
Armenia	0.00	0.00	0.00	Hong Kong	0.50	0.50	0.50	Qatar	0.50	0.50	0.50
Australia	0.00	0.00	0.00	Hungary	0.00	0.00	0.00	Republic of Macedonia	0.00	0.00	0.00
Austria	0.50	0.50	0.50	Iceland	0.50	0.50	0.50	Republic of the Congo	0.00	0.00	0.00
Azerbaijan	0.00	0.00	0.00	India	0.00	0.00	0.00	Romania	0.00	0.00	0.00
Bahamas	0.00	0.00	0.00	Indonesia	0.00	0.00	0.00	Russia	0.00	0.00	0.00
Bahrain	0.50	0.50	0.50	Iran	0.50	0.50	0.50	Rwanda	0.00	0.00	0.00
Bangladesh	0.00	0.00	0.00	Iraq	0.50	0.50	0.00	Samoa	0.00	0.00	0.00
Barbados	0.00	0.00	0.00	Ireland	0.50	0.50	0.00	San Marino	0.00	0.00	0.00
Belarus	0.00	0.00	0.00	Israel	0.50	0.50	0.50	Sao Tome and Principe	0.00	0.00	0.00
Belgium	0.50	0.50	0.50	Italy	0.00	0.00	0.00	Saudi Arabia	1.00	1.00	1.00
Belize	0.00	0.00	0.00	Ivory Coast	0.00	0.00	0.00	Senegal	0.00	0.00	0.00
Benin	0.00	0.00	0.00	Jamaica	0.00	0.00	0.00	Serbia	0.00	0.00	0.00
Bhutan	0.00	0.00	0.00	Japan	0.00	0.00	0.00	Seychelles	0.00	0.00	0.00
Bolivia	0.00	0.00	0.00	Jordan	0.50	0.50	0.50	Sierra Leone	0.00	0.00	0.00
Bosnia-Herzegovina	0.00	0.00	0.00	Kazakhstan	0.50	0.00	1.00	Singapore	0.00	0.00	0.00
Botswana	0.00	0.00	0.00	Kenya	0.00	0.00	0.00	Slovakia	0.00	0.00	0.00
Brazil	0.00	0.00	0.00	Kiribati	0.00	0.00	0.00	Slovenia	0.00	0.00	0.00
Brunei	0.50	0.50	0.50	Kosovo	0.00	0.00	0.00	Solomon Islands	0.00	0.00	0.00
Bulgaria	0.00	0.00	0.00	Kuwait	0.50	0.50	0.50	Somalia	0.50	0.50	0.50
Burkina Faso	0.00	0.00	0.00	Kyrgyzstan	0.00	0.00	0.00	South Africa	0.00	0.00	0.00
Burma (Myanmar)	0.00	0.00	0.00	Laos	0.50	0.50	0.50	South Korea	0.00	0.00	0.00
Burundi	0.00	0.00	0.00	Latvia	0.00	0.00	0.00	South Sudan	n/a	0.00	0.00
Cambodia	0.50	0.50	0.50	Lebanon	0.50	0.50	0.50	Spain	0.00	0.00	0.00
Cameroun	0.00	0.00	0.00	Lesotho	0.00	0.00	0.00	Sri Lanka	0.00	0.00	0.00
Canada	0.00	0.00	0.00	Liberia	0.00	0.00	0.00	St. Kitts and Nevis	0.00	0.00	0.00
Cape Verde	0.00	0.00	0.00	Libya	1.00	0.50	0.50	St. Lucia	0.00	0.00	0.00
Central African Republic	0.50	0.50	0.50	Liechtenstein	0.50	0.50	0.50	St. Vincent and the Grenadines	0.00	0.00	0.00
Chad	0.00	0.00	0.00	Lithuania	0.00	0.00	0.00	Sudan	0.00	0.00	0.00
Chile	0.50	0.50	0.50	Luxembourg	0.00	0.00	0.00	Suriname	0.00	0.00	0.00
China	0.50	0.50	0.50	Macau	0.50	0.50	0.50	Swaziland	0.00	0.00	0.00
Colombia	0.00	0.00	0.00	Madagascar	0.00	0.00	0.00	Sweden	0.50	0.50	0.50
Comoros	0.50	1.00	1.00	Malawi	0.00	0.00	0.00	Switzerland	0.00	0.00	0.00
Costa Rica	0.50	0.50	0.50	Malaysia	0.00	0.00	0.50	Syria	0.50	0.50	0.50
Croatia	0.00	0.00	0.00	Maldives	1.00	1.00	1.00	Taiwan	0.00	0.00	0.00
Cuba	0.00	0.00	0.00	Mali	0.00	0.00	0.00	Tajikistan	0.00	0.00	0.00
Cyprus	0.00	0.00	0.00	Malta	0.50	0.50	0.50	Tanzania	0.00	0.00	0.00
Czech Republic	0.00	0.00	0.00	Marshall Islands	0.00	0.00	0.00	Thailand	0.00	1.00	1.00
Democratic Republic of the Congo	0.00	0.00	0.00	Mauritania	1.00	1.00	1.00	Timor-Leste	0.00	0.00	0.00
Denmark	0.50	0.50	0.50	Mauritius	0.00	0.00	0.00	Togo	0.00	0.00	0.00
Djibouti	0.00	0.00	0.00	Mexico	0.50	0.00	0.00	Tonga	0.50	0.00	0.00
Dominica	0.00	0.00	0.00	Moldova	0.50	0.50	0.50	Trinidad and Tobago	0.00	0.00	0.00
Dominican Republic	0.00	0.00	0.00	Monaco	0.00	0.00	0.00	Tunisia	0.50	0.50	0.50
Ecuador	0.00	0.00	0.00	Mongolia	0.00	0.00	0.00	Turkey	0.50	0.50	0.50
Egypt	0.50	0.50	0.50	Montenegro	0.00	0.00	0.00	Turkmenistan	0.00	0.00	0.00
El Salvador	0.00	0.00	0.00	Morocco	0.50	0.50	0.50	Tuvalu	0.00	0.00	0.00
Equatorial Guinea	0.00	0.00	0.00	Mozambique	0.00	0.00	0.00	Uganda	0.00	0.00	0.00
Eritrea	1.00	1.00	1.00	Namibia	0.00	0.00	0.00	Ukraine	0.00	0.00	0.00
Estonia	0.00	0.00	0.00	Nauru	0.00	0.00	0.00	United Arab Emirates	0.50	0.50	0.50
Ethiopia	0.00	0.00	0.00	Nepal	0.50	0.50	0.00	United Kingdom	0.00	0.00	0.00
Federated States of Micronesia	0.00	0.00	0.00	Netherlands	0.00	0.00	0.00	United States	0.00	0.00	0.00
Fiji	0.00	0.00	0.00	New Zealand	0.00	0.00	0.00	Uruguay	0.00	0.00	0.00
Finland	0.00	0.00	0.00	Nicaragua	0.00	0.00	0.00	Uzbekistan	0.50	0.50	0.50
France	0.50	0.50	0.50	Niger	0.00	0.00	0.00	Vanuatu	0.00	0.50	0.50
Gabon	0.00	0.00	0.00	Nigeria	0.00	0.00	0.00	Venezuela	0.00	0.00	0.00
Gambia	0.00	0.00	0.00	Norway	0.00	0.00	0.00	Vietnam	0.00	0.00	0.00
Georgia	0.00	0.00	0.00	Oman	0.50	0.50	0.50	Western Sahara	0.50	0.50	0.50
Germany	0.00	0.00	0.00	Pakistan	0.00	0.00	0.00	Yemen	1.00	1.00	1.00
Ghana	0.00	0.00	0.00	Palau	0.00	0.00	0.00	Zambia	0.00	0.00	0.00
Greece	0.50	0.50	0.50	Palestinian territories	0.50	0.50	0.50	Zimbabwe	0.00	0.00	0.00

Article 18 states: "Everyone has the right to freedom of thought, conscience and religion; this right includes freedom to change his religion or belief, and freedom, either alone or in community with others and in public or private, to manifest his religion or belief in teaching, practice, worship and observance."

## GRI.Q.2

Does the constitution or basic law include stipulations that appear to qualify or substantially contradict the concept of “religious freedom”?

- 0 points 0.00 No
- 1/3 point 0.33 Yes, there is a qualification
- 2/3 point 0.67 Yes, there is a substantial contradiction and only some religious practices are protected
- Full point 1.00 Religious freedom is not provided in the first place

Country / Territory	baseline year, ending JUN 2007	previous year, ending DEC 2015	latest year, ending DEC 2016	Country / Territory	baseline year, ending JUN 2007	previous year, ending DEC 2015	latest year, ending DEC 2016	Country / Territory	baseline year, ending JUN 2007	previous year, ending DEC 2015	latest year, ending DEC 2016
Afghanistan	0.67	0.67	0.67	Grenada	0.67	0.67	0.67	Panama	0.33	0.67	0.67
Albania	0.00	0.00	0.00	Guatemala	0.33	0.33	0.33	Papua New Guinea	0.67	0.33	0.67
Algeria	1.00	1.00	0.67	Guinea	0.00	0.00	0.33	Paraguay	0.33	0.33	0.33
Andorra	0.67	0.67	0.67	Guinea-Bissau	0.33	0.33	0.33	Peru	0.67	0.67	0.67
Angola	0.67	0.33	0.33	Guyana	0.67	0.67	0.67	Philippines	0.00	0.00	0.00
Antigua and Barbuda	0.67	0.67	0.67	Haiti	0.33	0.33	0.33	Poland	0.67	0.67	0.67
Argentina	0.67	0.67	0.67	Honduras	0.33	0.33	0.33	Portugal	0.00	0.00	0.00
Armenia	0.33	0.33	0.67	Hong Kong	0.67	0.67	0.67	Qatar	0.67	0.67	0.67
Australia	0.00	0.33	0.33	Hungary	0.00	0.00	0.00	Republic of Macedonia	0.00	0.00	0.00
Austria	0.67	0.67	0.67	Iceland	0.67	0.67	0.67	Republic of the Congo	0.67	0.33	0.33
Azerbaijan	0.67	0.67	0.67	India	0.67	0.67	0.67	Romania	0.33	0.33	0.33
Bahamas	0.67	0.67	0.67	Indonesia	0.67	0.67	0.67	Russia	0.67	0.67	0.67
Bahrain	0.67	0.67	0.67	Iran	0.67	0.67	0.67	Rwanda	0.33	0.67	0.67
Bangladesh	0.67	0.67	0.67	Iraq	0.67	0.67	0.67	Samoa	0.67	0.67	0.67
Barbados	0.67	0.67	0.67	Ireland	0.67	0.67	0.67	San Marino	0.00	0.33	0.33
Belarus	0.67	0.67	0.67	Israel	0.67	0.67	0.67	Sao Tome and Principe	0.00	0.33	0.33
Belgium	0.67	0.67	0.67	Italy	0.67	0.67	0.67	Saudi Arabia	1.00	1.00	1.00
Belize	0.67	0.67	0.67	Ivory Coast	0.33	0.33	0.33	Senegal	0.33	0.33	0.33
Benin	0.33	0.33	0.33	Jamaica	0.67	0.00	0.00	Serbia	0.67	0.33	0.67
Bhutan	0.67	0.67	0.67	Japan	0.00	0.00	0.00	Seychelles	0.67	0.67	0.67
Bolivia	0.00	0.00	0.00	Jordan	0.67	0.67	0.67	Sierra Leone	0.00	0.00	0.67
Bosnia-Herzegovina	0.00	0.00	0.00	Kazakhstan	0.67	0.67	1.00	Singapore	0.67	0.67	0.67
Botswana	0.67	0.67	0.67	Kenya	0.67	0.00	0.00	Slovakia	0.67	0.67	0.67
Brazil	0.33	0.33	0.33	Kiribati	0.67	0.67	0.67	Slovenia	0.00	0.00	0.00
Brunei	0.67	0.67	0.67	Kosovo	0.33	0.33	0.33	Solomon Islands	0.67	0.67	0.67
Bulgaria	0.67	0.67	0.67	Kuwait	0.67	0.67	0.67	Somalia	0.67	0.67	0.67
Burkina Faso	0.33	0.33	0.33	Kyrgyzstan	0.00	0.00	0.00	South Africa	0.67	0.33	0.33
Burma (Myanmar)	0.67	0.67	0.67	Laos	0.67	0.67	0.67	South Korea	0.00	0.00	0.00
Burundi	0.00	0.33	0.33	Latvia	0.67	0.67	0.67	South Sudan	n/a	0.33	0.33
Cambodia	0.67	0.67	0.67	Lebanon	0.67	0.67	0.67	Spain	0.33	0.33	0.33
Cameroon	0.00	0.00	0.00	Lesotho	0.67	0.67	0.67	Sri Lanka	0.67	0.67	0.67
Canada	0.00	0.00	0.00	Liberia	0.67	0.67	0.67	St. Kitts and Nevis	0.67	0.67	0.67
Cape Verde	0.00	0.00	0.33	Libya	1.00	0.67	0.67	St. Lucia	0.67	0.67	0.67
Central African Republic	0.67	0.67	0.67	Liechtenstein	0.67	0.67	0.67	St. Vincent and the Grenadines	0.67	0.67	0.67
Chad	0.67	0.67	0.67	Lithuania	0.67	0.67	0.67	Sudan	0.67	0.33	0.33
Chile	0.67	0.67	0.67	Luxembourg	0.67	0.67	0.67	Suriname	0.00	0.00	0.67
China	0.67	0.67	0.67	Macau	0.67	0.67	0.67	Swaziland	0.67	0.67	0.67
Colombia	0.00	0.00	0.00	Madagascar	0.33	0.33	0.33	Sweden	0.67	0.67	0.67
Comoros	0.67	1.00	1.00	Malawi	0.00	0.00	0.33	Switzerland	0.00	0.67	0.67
Costa Rica	0.67	0.67	0.67	Malaysia	0.67	0.67	0.67	Syria	0.67	0.67	0.67
Croatia	0.33	0.33	0.33	Maldives	1.00	1.00	1.00	Taiwan	0.00	0.33	0.33
Cuba	0.33	0.33	0.33	Mali	0.00	0.00	0.00	Tajikistan	0.33	0.33	0.33
Cyprus	0.67	0.67	0.67	Malta	0.67	0.67	0.67	Tanzania	0.33	0.33	0.67
Czech Republic	0.00	0.00	0.67	Marshall Islands	0.33	0.33	0.33	Thailand	0.67	1.00	1.00
Democratic Republic of the Congo	0.33	0.67	0.67	Mauritania	1.00	1.00	1.00	Timor-Leste	0.00	0.00	0.00
Denmark	0.67	0.67	0.67	Mauritius	0.67	0.67	0.67	Togo	0.33	0.33	0.33
Djibouti	0.33	0.33	0.33	Mexico	0.67	0.33	0.33	Tonga	0.67	0.67	0.67
Dominica	0.67	0.67	0.67	Moldova	0.67	0.67	0.67	Trinidad and Tobago	0.00	0.00	0.00
Dominican Republic	0.00	0.67	0.67	Monaco	0.33	0.33	0.33	Tunisia	0.67	0.67	0.67
Ecuador	0.33	0.33	0.33	Mongolia	0.00	0.00	0.33	Turkey	0.67	0.67	0.67
Egypt	0.67	0.67	0.67	Montenegro	0.00	0.33	0.33	Turkmenistan	0.00	0.00	0.67
El Salvador	0.67	0.67	0.67	Morocco	0.67	0.67	0.67	Tuvalu	0.67	0.67	0.67
Equatorial Guinea	0.00	0.00	0.00	Mozambique	0.00	0.00	0.33	Uganda	0.33	0.33	0.33
Eritrea	1.00	1.00	1.00	Namibia	0.33	0.33	0.67	Ukraine	0.67	0.67	0.67
Estonia	0.67	0.67	0.67	Nauru	0.67	0.67	0.67	United Arab Emirates	0.67	0.67	0.67
Ethiopia	0.67	0.67	0.67	Nepal	0.67	0.67	0.67	United Kingdom	0.33	0.33	0.67
Federated States of Micronesia	0.33	0.33	0.33	Netherlands	0.33	0.33	0.33	United States	0.00	0.00	0.00
Fiji	0.67	0.67	0.67	New Zealand	0.00	0.00	0.00	Uruguay	0.33	0.33	0.33
Finland	0.00	0.00	0.00	Nicaragua	0.33	0.33	0.33	Uzbekistan	0.67	0.67	0.67
France	0.67	0.67	0.67	Niger	0.33	0.33	0.67	Vanuatu	0.33	0.67	0.67
Gabon	0.67	0.33	0.33	Nigeria	0.00	0.00	0.67	Venezuela	0.67	0.67	0.67
Gambia	0.67	0.33	0.67	Norway	0.67	0.33	0.33	Vietnam	0.33	0.33	0.67
Georgia	0.00	0.00	0.00	Oman	0.67	0.67	0.67	Western Sahara	0.67	0.67	0.67
Germany	0.00	0.00	0.00	Pakistan	0.67	0.67	0.67	Yemen	1.00	1.00	1.00
Ghana	0.33	0.33	0.33	Palau	0.00	0.00	0.00	Zambia	0.67	0.67	0.67
Greece	0.67	0.67	0.67	Palestinian territories	0.67	0.67	0.67	Zimbabwe	0.67	0.67	0.67

## GRI.Q.3

*Taken together, how do the constitution/basic law and other national laws and policies affect religious freedom?*

- 0 points 0.00 National laws and policies provide for religious freedom, and the national government respects religious freedom in practice
- 1/3 point 0.33 National laws and policies provide for religious freedom, and the national government generally respects religious freedom in practice; but there are some instances (e.g., in certain localities) where religious freedom is not respected in practice
- 2/3 point 0.67 There are limited national legal protections for religious freedom, but the national government does not generally respect religious freedom in practice
- Full point 1.00 National laws and policies do not provide for religious freedom and the national government does not respect religious freedom in practice

Country / Territory	baseline year, ending JUN 2007	previous year, ending DEC 2015	latest year, ending DEC 2016	Country / Territory	baseline year, ending JUN 2007	previous year, ending DEC 2015	latest year, ending DEC 2016	Country / Territory	baseline year, ending JUN 2007	previous year, ending DEC 2015	latest year, ending DEC 2016
Afghanistan	0.67	0.67	0.67	Grenada	0.00	0.00	0.00	Panama	0.33	0.33	0.33
Albania	0.00	0.00	0.00	Guatemala	0.33	0.33	0.33	Papua New Guinea	0.00	0.00	0.00
Algeria	0.67	0.67	0.33	Guinea	0.00	0.33	0.33	Paraguay	0.33	0.00	0.33
Andorra	0.33	0.00	0.00	Guinea-Bissau	0.33	0.00	0.00	Peru	0.33	0.33	0.33
Angola	0.33	0.33	0.33	Guyana	0.00	0.00	0.00	Philippines	0.33	0.00	0.00
Antigua and Barbuda	0.00	0.33	0.33	Haiti	0.33	0.00	0.00	Poland	0.33	0.00	0.33
Argentina	0.00	0.00	0.00	Honduras	0.33	0.33	0.33	Portugal	0.00	0.00	0.00
Armenia	0.33	0.67	0.67	Hong Kong	0.00	0.33	0.33	Qatar	0.67	0.67	0.67
Australia	0.00	0.00	0.00	Hungary	0.00	0.33	0.33	Republic of Macedonia	0.33	0.33	0.33
Austria	0.33	0.33	0.33	Iceland	0.33	0.00	0.00	Republic of the Congo	0.00	0.33	0.33
Azerbaijan	0.67	0.67	0.67	India	0.33	0.33	0.33	Romania	0.67	0.33	0.33
Bahamas	0.33	0.33	0.33	Indonesia	0.33	0.67	0.67	Russia	0.33	0.67	0.67
Bahrain	0.67	0.67	0.67	Iran	0.67	0.67	0.67	Rwanda	0.33	0.67	0.33
Bangladesh	0.67	0.33	0.33	Iraq	1.00	0.67	0.67	Samoa	0.00	0.00	0.00
Barbados	0.00	0.33	0.33	Ireland	0.00	0.00	0.00	San Marino	0.00	0.00	0.00
Belarus	0.33	0.67	0.67	Israel	0.33	0.67	0.67	Sao Tome and Principe	0.00	0.00	0.00
Belgium	0.33	0.33	0.33	Italy	0.33	0.33	0.33	Saudi Arabia	1.00	1.00	1.00
Belize	0.33	0.00	0.00	Ivory Coast	0.33	0.00	0.00	Senegal	0.00	0.00	0.00
Benin	0.00	0.00	0.00	Jamaica	0.00	0.00	0.00	Serbia	0.33	0.33	0.33
Bhutan	0.67	0.67	0.67	Japan	0.00	0.00	0.00	Seychelles	0.33	0.00	0.00
Bolivia	0.33	0.00	0.00	Jordan	0.67	0.33	0.33	Sierra Leone	0.00	0.00	0.33
Bosnia-Herzegovina	0.67	0.33	0.33	Kazakhstan	0.67	0.67	1.00	Singapore	0.33	0.33	0.33
Botswana	0.00	0.00	0.00	Kenya	0.00	0.33	0.33	Slovakia	0.33	0.33	0.33
Brazil	0.00	0.00	0.00	Kiribati	0.00	0.00	0.00	Slovenia	0.00	0.00	0.00
Brunei	0.67	0.67	0.67	Kosovo	0.00	0.33	0.33	Solomon Islands	0.00	0.00	0.00
Bulgaria	0.67	0.33	0.33	Kuwait	0.67	0.67	0.67	Somalia	0.67	0.67	0.67
Burkina Faso	0.00	0.00	0.00	Kyrgyzstan	0.33	0.67	0.67	South Africa	0.00	0.00	0.00
Burma (Myanmar)	0.67	0.67	0.67	Laos	0.67	0.67	0.67	South Korea	0.33	0.33	0.33
Burundi	0.00	0.33	0.33	Latvia	0.33	0.33	0.00	South Sudan	n/a	0.00	0.00
Cambodia	0.33	0.33	0.33	Lebanon	0.33	0.33	0.33	Spain	0.33	0.33	0.33
Cameroon	0.33	0.33	0.33	Lesotho	0.00	0.00	0.00	Sri Lanka	0.67	0.33	0.33
Canada	0.00	0.00	0.00	Liberia	0.33	0.33	0.33	St. Kitts and Nevis	0.00	0.00	0.00
Cape Verde	0.00	0.00	0.00	Libya	0.67	0.67	0.67	St. Lucia	0.00	0.00	0.00
Central African Republic	0.33	0.33	0.33	Liechtenstein	0.33	0.00	0.00	St. Vincent and the Grenadines	0.00	0.00	0.00
Chad	0.67	0.33	0.33	Lithuania	0.33	0.33	0.33	Sudan	0.33	0.67	0.67
Chile	0.33	0.00	0.00	Luxembourg	0.00	0.00	0.00	Suriname	0.00	0.00	0.00
China	0.67	0.67	1.00	Macau	0.33	0.00	0.00	Swaziland	0.33	0.33	0.33
Colombia	0.33	0.00	0.00	Madagascar	0.33	0.33	0.33	Sweden	0.00	0.33	0.33
Comoros	0.67	1.00	1.00	Malawi	0.00	0.33	0.33	Switzerland	0.33	0.33	0.33
Costa Rica	0.00	0.00	0.00	Malaysia	0.67	0.67	0.67	Syria	0.67	1.00	1.00
Croatia	0.33	0.00	0.00	Maldives	0.67	1.00	1.00	Taiwan	0.00	0.00	0.00
Cuba	0.67	0.67	0.67	Mali	0.00	0.00	0.00	Tajikistan	0.33	0.67	0.67
Cyprus	0.00	0.00	0.33	Malta	0.33	0.00	0.00	Tanzania	0.00	0.33	0.33
Czech Republic	0.33	0.33	0.33	Marshall Islands	0.00	0.00	0.00	Thailand	0.33	0.33	0.67
Democratic Republic of the Congo	0.00	0.33	0.33	Mauritania	0.67	1.00	1.00	Timor-Leste	0.00	0.33	0.33
Denmark	0.33	0.00	0.33	Mauritius	0.33	0.00	0.00	Togo	0.33	0.33	0.33
Djibouti	0.33	0.33	0.33	Mexico	0.33	0.33	0.33	Tonga	0.33	0.00	0.00
Dominica	0.00	0.33	0.33	Moldova	0.33	0.33	0.33	Trinidad and Tobago	0.00	0.00	0.00
Dominican Republic	0.33	0.00	0.00	Monaco	0.33	0.33	0.33	Tunisia	0.33	0.33	0.67
Ecuador	0.00	0.00	0.33	Mongolia	0.33	0.33	0.33	Turkey	0.33	0.67	0.67
Egypt	0.67	0.67	0.67	Montenegro	0.00	0.33	0.00	Turkmenistan	0.67	0.67	0.67
El Salvador	0.00	0.00	0.00	Morocco	0.33	0.67	0.67	Tuvalu	0.33	0.33	0.33
Equatorial Guinea	0.33	0.33	0.33	Mozambique	0.33	0.00	0.00	Uganda	0.33	0.33	0.33
Eritrea	0.67	1.00	1.00	Namibia	0.00	0.00	0.00	Ukraine	0.00	0.33	0.33
Estonia	0.00	0.00	0.00	Nauru	0.67	0.00	0.00	United Arab Emirates	0.33	0.33	0.33
Ethiopia	0.33	0.33	0.67	Nepal	0.67	0.33	0.33	United Kingdom	0.33	0.00	0.00
Federated States of Micronesia	0.00	0.00	0.00	Netherlands	0.33	0.00	0.00	United States	0.33	0.33	0.33
Fiji	0.00	0.00	0.00	New Zealand	0.33	0.00	0.00	Uruguay	0.00	0.00	0.00
Finland	0.33	0.00	0.00	Nicaragua	0.33	0.33	0.33	Uzbekistan	0.67	0.67	0.67
France	0.33	0.33	0.33	Niger	0.33	0.33	0.33	Vanuatu	0.33	0.00	0.00
Gabon	0.33	0.00	0.00	Nigeria	0.33	0.33	0.33	Venezuela	0.33	0.33	0.33
Gambia	0.00	0.33	0.33	Norway	0.33	0.00	0.00	Vietnam	0.67	0.67	0.67
Georgia	0.33	0.33	0.33	Oman	0.67	0.33	0.33	Western Sahara	0.33	0.67	0.67
Germany	0.33	0.33	0.33	Pakistan	0.67	0.67	0.67	Yemen	0.33	1.00	1.00
Ghana	0.00	0.33	0.33	Palau	0.33	0.00	0.00	Zambia	0.33	0.33	0.33
Greece	0.67	0.33	0.33	Palestinian territories	0.33	0.33	0.33	Zimbabwe	0.33	0.33	0.33

## GRI.Q.4

Does any level of government interfere with worship or other religious practices?

- 0 points 0.00 No
- 1/3 point 0.33 Yes, in a few cases
- 2/3 point 0.67 Yes, in many cases
- Full point 1.00 Government prohibits worship or religious practices of one or more religious groups as a general policy

Country / Territory	baseline year, ending JUN 2007	previous year, ending DEC 2015	latest year, ending DEC 2016	Country / Territory	baseline year, ending JUN 2007	previous year, ending DEC 2015	latest year, ending DEC 2016	Country / Territory	baseline year, ending JUN 2007	previous year, ending DEC 2015	latest year, ending DEC 2016
Afghanistan	0.67	1.00	1.00	Grenada	0.00	0.67	0.67	Panama	0.00	0.67	0.67
Albania	0.00	0.67	0.33	Guatemala	0.00	0.67	0.67	Papua New Guinea	0.00	0.00	0.00
Algeria	1.00	0.67	1.00	Guinea	0.00	0.67	0.67	Paraguay	0.00	0.00	0.33
Andorra	0.00	0.67	0.67	Guinea-Bissau	0.00	0.00	0.00	Peru	0.33	0.67	0.33
Angola	1.00	1.00	1.00	Guyana	0.33	0.00	0.00	Philippines	0.00	0.00	0.00
Antigua and Barbuda	0.33	1.00	1.00	Haiti	0.00	0.67	0.67	Poland	0.00	0.00	0.00
Argentina	0.00	0.00	0.00	Honduras	0.33	0.67	0.67	Portugal	0.00	0.00	0.00
Armenia	0.33	0.67	0.67	Hong Kong	0.00	0.00	0.00	Qatar	0.67	1.00	1.00
Australia	0.33	0.33	0.33	Hungary	0.00	0.67	1.00	Republic of Macedonia	0.33	0.00	0.33
Austria	0.00	0.67	0.67	Iceland	0.00	0.67	0.67	Republic of the Congo	0.00	0.67	0.67
Azerbaijan	0.67	1.00	1.00	India	0.67	0.67	0.67	Romania	0.67	0.67	0.67
Bahamas	0.33	1.00	1.00	Indonesia	1.00	1.00	1.00	Russia	0.67	1.00	1.00
Bahrain	0.33	0.67	0.67	Iran	1.00	1.00	1.00	Rwanda	0.67	0.67	0.67
Bangladesh	0.33	0.33	0.33	Iraq	1.00	1.00	1.00	Samoa	0.33	0.00	0.00
Barbados	0.33	1.00	1.00	Ireland	0.00	0.00	0.00	San Marino	0.00	0.00	0.33
Belarus	1.00	1.00	1.00	Israel	0.67	0.67	0.67	Sao Tome and Principe	0.00	0.00	0.00
Belgium	0.67	0.67	0.67	Italy	0.33	0.67	1.00	Saudi Arabia	1.00	1.00	1.00
Belize	0.00	0.00	0.00	Ivory Coast	0.33	0.00	0.00	Senegal	0.00	0.00	0.00
Benin	0.00	0.00	0.33	Jamaica	0.33	1.00	1.00	Serbia	0.00	0.33	0.67
Bhutan	0.67	0.67	0.67	Japan	0.00	0.00	0.00	Seychelles	0.00	0.00	0.33
Bolivia	0.00	0.00	0.00	Jordan	1.00	0.33	0.33	Sierra Leone	0.00	1.00	1.00
Bosnia-Herzegovina	0.67	0.00	0.67	Kazakhstan	0.67	1.00	1.00	Singapore	1.00	1.00	1.00
Botswana	0.00	0.00	0.00	Kenya	0.33	0.67	0.67	Slovakia	0.33	1.00	1.00
Brazil	0.00	0.00	0.33	Kiribati	0.00	0.00	0.00	Slovenia	0.00	0.67	0.67
Brunei	1.00	1.00	1.00	Kosovo	0.33	0.67	0.67	Solomon Islands	0.00	0.00	0.00
Bulgaria	1.00	0.67	0.67	Kuwait	0.67	1.00	1.00	Somalia	1.00	1.00	1.00
Burkina Faso	0.00	0.00	0.00	Kyrgyzstan	0.67	1.00	1.00	South Africa	0.00	0.33	0.00
Burma (Myanmar)	1.00	1.00	1.00	Laos	1.00	1.00	1.00	South Korea	0.00	0.67	0.67
Burundi	0.00	0.33	0.33	Latvia	0.33	0.33	0.33	South Sudan	n/a	0.33	0.33
Cambodia	0.33	0.67	0.67	Lebanon	0.00	0.00	0.33	Spain	0.67	0.67	0.67
Cameroon	0.33	0.67	1.00	Lesotho	0.00	0.33	0.00	Sri Lanka	0.67	0.67	0.67
Canada	0.33	0.33	0.33	Liberia	0.00	0.67	0.67	St. Kitts and Nevis	0.00	1.00	1.00
Cape Verde	0.00	0.00	0.33	Libya	1.00	0.67	0.67	St. Lucia	0.00	1.00	1.00
Central African Republic	0.00	0.00	0.33	Liechtenstein	0.00	0.67	0.67	St. Vincent and the Grenadines	0.33	1.00	1.00
Chad	1.00	0.67	0.67	Lithuania	0.00	0.67	0.33	Sudan	1.00	0.67	0.67
Chile	0.00	0.00	0.00	Luxembourg	0.00	0.67	0.67	Suriname	0.00	0.00	0.33
China	1.00	1.00	1.00	Macau	0.00	0.00	0.00	Swaziland	0.00	0.67	0.67
Colombia	0.33	0.67	0.33	Madagascar	1.00	0.67	0.67	Sweden	0.33	0.67	0.67
Comoros	0.33	1.00	1.00	Malawi	0.00	0.33	0.67	Switzerland	0.33	0.67	1.00
Costa Rica	0.00	0.67	0.67	Malaysia	1.00	1.00	1.00	Syria	1.00	1.00	1.00
Croatia	0.00	0.33	0.33	Maldives	1.00	1.00	1.00	Taiwan	0.00	0.67	0.67
Cuba	0.67	1.00	1.00	Mali	0.00	0.00	0.00	Tajikistan	1.00	1.00	1.00
Cyprus	0.00	0.67	0.67	Malta	0.00	0.33	0.67	Tanzania	0.67	1.00	1.00
Czech Republic	0.00	0.67	0.67	Marshall Islands	0.00	0.00	0.00	Thailand	0.67	0.33	0.67
Democratic Republic of the Congo	0.00	0.67	0.67	Mauritania	1.00	1.00	1.00	Timor-Leste	0.00	0.33	0.33
Denmark	0.00	0.67	0.67	Mauritius	0.33	0.00	0.00	Togo	0.33	0.00	0.00
Djibouti	0.33	0.67	0.67	Mexico	0.33	0.33	0.67	Tonga	0.00	0.00	0.00
Dominica	0.33	1.00	1.00	Moldova	0.67	1.00	1.00	Trinidad and Tobago	0.00	0.33	0.00
Dominican Republic	0.00	0.00	0.00	Monaco	1.00	1.00	1.00	Tunisia	0.67	0.67	0.67
Ecuador	0.00	0.67	0.33	Mongolia	0.67	0.67	0.33	Turkey	1.00	1.00	1.00
Egypt	1.00	1.00	1.00	Montenegro	0.33	0.67	0.33	Turkmenistan	1.00	1.00	1.00
El Salvador	0.00	0.00	0.00	Morocco	0.67	1.00	1.00	Tuvalu	1.00	1.00	1.00
Equatorial Guinea	0.33	0.67	0.67	Mozambique	0.00	0.00	0.00	Uganda	0.67	0.67	0.67
Eritrea	1.00	1.00	1.00	Namibia	0.00	0.33	0.33	Ukraine	0.33	0.67	0.67
Estonia	0.00	0.00	0.00	Nauru	0.33	0.33	0.33	United Arab Emirates	0.33	1.00	1.00
Ethiopia	0.33	0.67	1.00	Nepal	0.67	0.67	0.67	United Kingdom	0.33	0.33	0.00
Federated States of Micronesia	0.00	0.00	0.00	Netherlands	0.00	0.67	0.67	United States	0.33	0.67	0.67
Fiji	0.00	0.00	0.00	New Zealand	0.00	0.00	0.00	Uruguay	0.00	0.00	0.33
Finland	0.00	1.00	1.00	Nicaragua	0.33	0.33	0.33	Uzbekistan	1.00	1.00	1.00
France	0.67	0.67	0.67	Niger	0.33	1.00	1.00	Vanuatu	0.00	0.00	0.00
Gabon	0.00	0.33	0.00	Nigeria	0.67	0.67	0.67	Venezuela	0.67	0.00	1.00
Gambia	0.00	0.00	0.67	Norway	0.00	0.67	0.67	Vietnam	1.00	1.00	1.00
Georgia	0.67	1.00	1.00	Oman	0.67	0.67	0.67	Western Sahara	0.67	1.00	1.00
Germany	1.00	1.00	1.00	Pakistan	1.00	1.00	1.00	Yemen	1.00	0.00	0.00
Ghana	0.00	0.33	0.33	Palau	0.00	0.00	0.00	Zambia	0.33	0.00	0.00
Greece	0.67	0.67	0.67	Palestinian territories	1.00	0.67	0.67	Zimbabwe	0.33	0.67	0.67

## GRI.Q.5

*Is public preaching by religious groups limited by any level of government?*

- 0 points 0.00 No
- 1/2 point 0.50 Yes, for some religious groups
- Full point 1.00 Yes, for all religious groups

Country / Territory	baseline year, ending JUN 2007	previous year, ending DEC 2015	latest year, ending DEC 2016	Country / Territory	baseline year, ending JUN 2007	previous year, ending DEC 2015	latest year, ending DEC 2016	Country / Territory	baseline year, ending JUN 2007	previous year, ending DEC 2015	latest year, ending DEC 2016
Afghanistan	0.00	0.50	0.50	Grenada	0.00	0.00	0.00	Panama	0.00	0.00	0.00
Albania	0.00	0.00	0.00	Guatemala	0.00	0.00	0.00	Papua New Guinea	0.00	0.00	0.00
Algeria	0.50	1.00	1.00	Guinea	0.00	0.50	0.50	Paraguay	0.00	0.00	0.00
Andorra	0.00	0.00	0.00	Guinea-Bissau	0.00	0.00	0.00	Peru	0.00	0.00	0.00
Angola	0.00	0.50	0.50	Guyana	0.00	0.00	0.00	Philippines	0.00	0.00	0.00
Antigua and Barbuda	0.00	0.00	0.00	Haiti	0.00	0.00	0.00	Poland	0.00	0.00	0.00
Argentina	0.00	0.50	0.50	Honduras	0.00	0.00	0.00	Portugal	0.00	0.00	0.00
Armenia	0.00	0.00	0.00	Hong Kong	0.00	0.00	0.00	Qatar	0.00	1.00	1.00
Australia	1.00	0.50	0.50	Hungary	0.00	0.00	0.00	Republic of Macedonia	0.00	0.00	0.00
Austria	0.00	0.00	0.00	Iceland	0.00	0.00	0.00	Republic of the Congo	0.00	0.00	0.00
Azerbaijan	0.00	1.00	1.00	India	1.00	0.50	0.50	Romania	0.50	0.00	0.00
Bahamas	0.00	0.00	0.00	Indonesia	1.00	0.00	0.50	Russia	0.50	1.00	1.00
Bahrain	1.00	0.00	0.50	Iran	0.50	0.50	0.50	Rwanda	0.00	1.00	1.00
Bangladesh	0.00	0.50	0.50	Iraq	0.00	1.00	1.00	Samoa	0.00	0.00	0.00
Barbados	0.00	0.00	0.00	Ireland	0.00	0.00	0.00	San Marino	0.00	0.00	0.00
Belarus	0.50	1.00	1.00	Israel	0.00	0.50	0.50	Sao Tome and Principe	0.00	0.00	0.00
Belgium	1.00	0.00	0.00	Italy	0.00	0.00	0.00	Saudi Arabia	0.50	1.00	1.00
Belize	0.00	0.00	0.00	Ivory Coast	0.00	0.00	0.00	Senegal	0.00	0.00	0.00
Benin	0.00	0.00	0.00	Jamaica	0.00	0.00	0.00	Serbia	0.00	0.00	0.00
Bhutan	0.50	1.00	1.00	Japan	0.00	0.00	0.00	Seychelles	0.00	1.00	1.00
Bolivia	0.00	0.00	0.00	Jordan	0.00	0.50	0.50	Sierra Leone	0.00	0.00	0.00
Bosnia-Herzegovina	0.00	0.00	0.00	Kazakhstan	0.50	1.00	1.00	Singapore	0.50	1.00	1.00
Botswana	0.00	0.00	0.00	Kenya	0.00	0.00	0.00	Slovakia	0.00	0.00	0.00
Brazil	0.00	0.00	0.00	Kiribati	0.00	0.00	0.00	Slovenia	0.00	0.00	0.00
Brunei	0.00	1.00	1.00	Kosovo	0.00	0.00	0.50	Solomon Islands	0.00	0.00	0.00
Bulgaria	1.00	0.00	0.50	Kuwait	0.50	0.50	0.50	Somalia	0.50	0.50	0.50
Burkina Faso	0.00	0.00	0.00	Kyrgyzstan	0.00	0.50	0.50	South Africa	0.00	0.00	0.00
Burma (Myanmar)	1.00	1.00	1.00	Laos	0.50	0.50	1.00	South Korea	0.00	0.00	0.00
Burundi	0.00	0.00	0.00	Latvia	0.00	0.50	0.50	South Sudan	n/a	0.00	0.00
Cambodia	1.00	0.00	0.00	Lebanon	0.00	0.00	0.00	Spain	0.00	0.00	0.00
Cameroon	0.00	0.50	0.50	Lesotho	0.00	0.00	0.00	Sri Lanka	0.00	0.00	0.00
Canada	0.00	0.00	0.00	Liberia	0.00	0.00	0.00	St. Kitts and Nevis	0.00	0.00	0.00
Cape Verde	0.00	0.00	0.00	Libya	0.50	0.50	0.50	St. Lucia	0.00	0.00	0.00
Central African Republic	0.00	0.00	0.00	Liechtenstein	0.00	1.00	1.00	St. Vincent and the Grenadines	0.00	0.00	0.00
Chad	0.50	0.00	0.00	Lithuania	0.00	0.00	0.00	Sudan	1.00	0.50	1.00
Chile	0.00	0.00	0.00	Luxembourg	0.00	1.00	1.00	Suriname	0.00	0.00	0.00
China	1.00	1.00	1.00	Macau	0.00	0.00	0.00	Swaziland	0.00	0.00	0.00
Colombia	0.00	0.00	0.00	Madagascar	0.00	1.00	1.00	Sweden	0.00	0.00	0.00
Comoros	0.00	0.50	0.50	Malawi	0.00	0.00	0.00	Switzerland	0.00	0.00	0.00
Costa Rica	0.00	0.00	0.00	Malaysia	0.50	1.00	1.00	Syria	0.00	1.00	1.00
Croatia	0.00	0.00	0.00	Maldives	1.00	1.00	1.00	Taiwan	0.00	0.00	0.00
Cuba	1.00	1.00	1.00	Mali	0.00	0.00	0.00	Tajikistan	0.50	1.00	1.00
Cyprus	0.00	0.00	0.00	Malta	0.00	0.00	0.00	Tanzania	1.00	1.00	1.00
Czech Republic	0.00	0.00	0.00	Marshall Islands	0.00	0.00	0.00	Thailand	0.00	0.00	0.00
Democratic Republic of the Congo	0.00	0.00	0.00	Mauritania	0.50	0.50	0.50	Timor-Leste	0.00	0.00	0.00
Denmark	0.00	0.00	0.00	Mauritius	0.00	0.00	0.00	Togo	1.00	0.00	0.00
Djibouti	0.00	0.50	1.00	Mexico	1.00	1.00	1.00	Tonga	0.50	0.50	0.50
Dominica	0.00	0.00	0.00	Moldova	1.00	0.50	0.50	Trinidad and Tobago	0.00	0.00	0.00
Dominican Republic	0.00	0.00	0.00	Monaco	0.00	0.00	0.00	Tunisia	0.50	0.50	0.50
Ecuador	0.00	0.00	0.00	Mongolia	0.00	0.00	0.00	Turkey	1.00	0.50	1.00
Egypt	0.50	0.50	0.50	Montenegro	0.00	1.00	1.00	Turkmenistan	0.50	0.50	0.50
El Salvador	0.00	0.00	0.00	Morocco	0.50	1.00	1.00	Tuvalu	0.00	0.50	0.50
Equatorial Guinea	1.00	0.50	0.50	Mozambique	0.00	0.00	0.00	Uganda	0.00	0.00	0.50
Eritrea	0.50	0.50	0.50	Namibia	0.00	0.00	0.00	Ukraine	0.50	1.00	0.50
Estonia	0.00	0.00	0.00	Nauru	0.50	0.50	0.50	United Arab Emirates	0.50	1.00	1.00
Ethiopia	1.00	0.00	1.00	Nepal	0.00	0.50	0.50	United Kingdom	0.00	0.00	0.00
Federated States of Micronesia	0.00	0.00	0.00	Netherlands	0.00	0.00	0.00	United States	0.00	0.50	0.50
Fiji	0.00	1.00	1.00	New Zealand	0.00	0.00	0.00	Uruguay	0.00	0.00	0.00
Finland	0.00	0.00	0.00	Nicaragua	1.00	0.50	0.50	Uzbekistan	0.50	1.00	1.00
France	0.00	1.00	1.00	Niger	1.00	1.00	1.00	Vanuatu	0.00	0.00	0.00
Gabon	0.00	0.00	0.00	Nigeria	1.00	1.00	1.00	Venezuela	1.00	0.00	0.00
Gambia	0.00	0.00	0.50	Norway	0.00	0.00	0.00	Vietnam	0.50	0.50	1.00
Georgia	0.00	0.00	0.00	Oman	0.50	1.00	1.00	Western Sahara	0.50	0.50	0.50
Germany	0.00	0.00	0.00	Pakistan	0.50	0.50	0.50	Yemen	0.50	0.00	0.50
Ghana	0.00	0.00	0.00	Palau	0.00	0.00	0.00	Zambia	0.00	0.50	0.50
Greece	0.00	0.50	0.50	Palestinian territories	0.00	0.50	0.50	Zimbabwe	1.00	1.00	1.00

## GRI.Q.6

*Is proselytizing limited by any level of government?*

- 0 points 0.00 No
- 1/2 point 0.50 Yes, for some religious groups
- Full point 1.00 Yes, for all religious groups

Country / Territory	baseline year, ending JUN 2007	previous year, ending DEC 2015	latest year, ending DEC 2016	Country / Territory	baseline year, ending JUN 2007	previous year, ending DEC 2015	latest year, ending DEC 2016	Country / Territory	baseline year, ending JUN 2007	previous year, ending DEC 2015	latest year, ending DEC 2016
Afghanistan	0.50	0.50	0.50	Grenada	0.00	0.00	0.00	Panama	0.00	0.00	0.00
Albania	0.00	0.00	0.00	Guatemala	0.00	0.00	0.00	Papua New Guinea	0.00	0.00	0.00
Algeria	0.50	0.50	0.50	Guinea	0.00	0.00	0.00	Paraguay	0.00	0.00	0.00
Andorra	0.00	0.00	0.00	Guinea-Bissau	0.00	0.00	0.00	Peru	0.00	0.00	0.00
Angola	0.00	0.00	0.00	Guyana	0.00	1.00	1.00	Philippines	0.00	0.00	0.00
Antigua and Barbuda	0.00	0.00	0.00	Haiti	1.00	0.00	0.00	Poland	0.00	0.00	0.00
Argentina	0.00	0.00	0.00	Honduras	0.00	0.00	0.50	Portugal	0.00	0.00	0.00
Armenia	1.00	1.00	1.00	Hong Kong	0.00	0.00	0.00	Qatar	0.50	0.50	0.50
Australia	0.00	0.00	0.00	Hungary	0.00	0.00	0.00	Republic of Macedonia	0.00	0.00	0.00
Austria	0.00	0.50	0.00	Iceland	0.00	1.00	1.00	Republic of the Congo	0.00	0.00	0.00
Azerbaijan	1.00	1.00	1.00	India	1.00	1.00	1.00	Romania	0.50	0.50	1.00
Bahamas	0.00	0.00	0.00	Indonesia	1.00	1.00	1.00	Russia	0.50	0.50	1.00
Bahrain	0.50	0.50	0.50	Iran	0.50	0.50	0.50	Rwanda	0.00	0.50	0.00
Bangladesh	0.50	1.00	0.50	Iraq	0.00	0.50	0.50	Samoa	0.00	0.00	0.00
Barbados	0.00	0.00	0.00	Ireland	0.00	0.00	0.00	San Marino	0.00	0.00	0.00
Belarus	0.50	0.50	0.50	Israel	1.00	1.00	1.00	Sao Tome and Principe	0.00	0.00	0.00
Belgium	0.00	0.00	0.00	Italy	0.00	0.00	0.00	Saudi Arabia	0.50	0.50	0.50
Belize	0.00	0.00	0.00	Ivory Coast	0.00	0.00	0.00	Senegal	0.00	0.00	0.00
Benin	0.00	0.00	0.00	Jamaica	0.00	0.00	0.00	Serbia	0.00	0.00	0.00
Bhutan	1.00	0.50	0.50	Japan	0.00	0.00	0.00	Seychelles	0.00	0.00	0.00
Bolivia	0.00	0.00	0.00	Jordan	0.50	0.50	0.50	Sierra Leone	0.00	0.00	0.00
Bosnia-Herzegovina	0.00	0.00	0.00	Kazakhstan	1.00	1.00	1.00	Singapore	1.00	1.00	1.00
Botswana	0.00	0.00	0.00	Kenya	0.50	0.00	0.00	Slovakia	0.00	0.00	0.00
Brazil	0.00	0.00	0.00	Kiribati	0.00	0.00	0.00	Slovenia	0.00	0.00	0.00
Brunei	0.50	0.50	0.50	Kosovo	0.00	0.00	0.00	Solomon Islands	0.00	0.00	0.00
Bulgaria	0.50	1.00	1.00	Kuwait	0.50	0.50	0.50	Somalia	0.50	0.50	0.50
Burkina Faso	0.00	0.00	0.00	Kyrgyzstan	0.00	1.00	1.00	South Africa	0.00	0.00	0.00
Burma (Myanmar)	0.50	0.50	0.50	Laos	0.50	0.50	1.00	South Korea	0.00	0.00	0.00
Burundi	0.00	0.00	0.00	Latvia	1.00	0.50	0.50	South Sudan	n/a	0.00	0.00
Cambodia	1.00	0.00	0.50	Lebanon	0.00	0.00	0.00	Spain	0.00	0.00	0.00
Cameroon	0.00	0.00	0.00	Lesotho	0.00	0.00	0.00	Sri Lanka	1.00	0.50	0.50
Canada	0.00	0.00	0.00	Liberia	0.00	0.00	0.00	St. Kitts and Nevis	0.00	0.00	0.00
Cape Verde	0.00	0.00	0.00	Libya	0.50	0.00	0.00	St. Lucia	0.00	0.00	0.00
Central African Republic	0.00	0.00	0.00	Liechtenstein	0.00	0.00	0.00	St. Vincent and the Grenadines	0.00	0.00	0.00
Chad	0.50	0.50	0.50	Lithuania	0.00	0.00	0.00	Sudan	0.50	0.50	0.50
Chile	0.00	0.00	0.00	Luxembourg	0.00	0.00	0.00	Suriname	0.00	0.00	0.00
China	1.00	1.00	1.00	Macau	0.00	0.00	0.00	Swaziland	0.00	0.00	0.00
Colombia	1.00	0.50	0.50	Madagascar	0.00	0.00	0.00	Sweden	0.00	0.00	0.00
Comoros	0.50	0.50	0.50	Malawi	0.00	0.00	0.00	Switzerland	0.00	0.00	0.00
Costa Rica	0.00	0.00	0.00	Malaysia	0.50	0.50	0.50	Syria	0.50	1.00	1.00
Croatia	0.00	0.00	0.00	Maldives	1.00	1.00	1.00	Taiwan	0.00	0.00	0.00
Cuba	1.00	0.00	0.00	Mali	0.00	0.00	0.00	Tajikistan	0.00	1.00	1.00
Cyprus	0.00	1.00	1.00	Malta	0.00	0.00	0.00	Tanzania	0.00	0.00	0.00
Czech Republic	0.00	0.00	0.00	Marshall Islands	0.00	0.00	0.00	Thailand	0.00	0.00	0.00
Democratic Republic of the Congo	0.00	0.00	0.00	Mauritania	0.50	0.50	0.50	Timor-Leste	0.00	0.00	0.00
Denmark	0.00	1.00	1.00	Mauritius	0.00	0.00	0.00	Togo	0.00	0.00	0.00
Djibouti	0.50	0.50	1.00	Mexico	0.50	0.00	0.50	Tonga	0.00	0.00	0.00
Dominica	0.00	0.00	0.00	Moldova	1.00	1.00	1.00	Trinidad and Tobago	0.00	0.00	0.00
Dominican Republic	0.00	0.00	0.00	Monaco	1.00	1.00	1.00	Tunisia	0.50	0.00	0.00
Ecuador	1.00	0.00	0.50	Mongolia	1.00	1.00	1.00	Turkey	0.50	0.50	0.50
Egypt	1.00	0.50	0.50	Montenegro	0.00	0.00	0.00	Turkmenistan	0.50	1.00	1.00
El Salvador	0.00	1.00	1.00	Morocco	0.50	0.50	0.50	Tuvalu	0.00	0.50	0.50
Equatorial Guinea	0.00	1.00	1.00	Mozambique	0.00	0.00	0.00	Uganda	0.00	0.00	0.00
Eritrea	0.50	0.50	1.00	Namibia	0.00	0.00	0.50	Ukraine	0.50	0.50	0.50
Estonia	0.00	0.00	0.00	Nauru	0.50	0.50	0.50	United Arab Emirates	0.50	0.50	0.50
Ethiopia	0.00	0.00	0.00	Nepal	1.00	1.00	1.00	United Kingdom	0.00	0.00	0.00
Federated States of Micronesia	0.00	0.00	0.00	Netherlands	0.00	0.00	0.00	United States	0.00	1.00	0.50
Fiji	0.00	1.00	1.00	New Zealand	0.00	0.00	0.00	Uruguay	0.00	0.00	0.00
Finland	0.00	0.00	0.00	Nicaragua	1.00	0.00	0.00	Uzbekistan	1.00	1.00	1.00
France	0.00	0.50	0.50	Niger	0.00	0.00	1.00	Vanuatu	0.00	0.00	0.00
Gabon	0.00	0.00	0.00	Nigeria	1.00	0.00	0.00	Venezuela	0.00	0.00	0.00
Gambia	0.00	0.00	0.00	Norway	0.00	0.00	0.00	Vietnam	0.50	0.50	1.00
Georgia	0.00	1.00	1.00	Oman	0.00	1.00	1.00	Western Sahara	0.50	0.50	0.50
Germany	0.00	0.00	0.00	Pakistan	0.50	0.50	0.50	Yemen	0.50	0.50	0.50
Ghana	0.00	0.00	0.00	Palau	0.00	0.00	0.00	Zambia	0.00	0.00	0.00
Greece	1.00	1.00	1.00	Palestinian territories	0.00	0.50	0.50	Zimbabwe	0.00	0.00	0.00

## GRI.Q.7

Is converting from one religion to another limited by any level of government?

- 0 points 0.00 No
- Full point 1.00 Yes

Country / Territory	baseline year, ending JUN 2007	previous year, ending DEC 2015	latest year, ending DEC 2016	Country / Territory	baseline year, ending JUN 2007	previous year, ending DEC 2015	latest year, ending DEC 2016	Country / Territory	baseline year, ending JUN 2007	previous year, ending DEC 2015	latest year, ending DEC 2016
Afghanistan	1.00	1.00	1.00	Grenada	0.00	0.00	0.00	Panama	0.00	0.00	0.00
Albania	0.00	0.00	0.00	Guatemala	0.00	0.00	0.00	Papua New Guinea	0.00	0.00	0.00
Algeria	1.00	1.00	1.00	Guinea	0.00	0.00	0.00	Paraguay	0.00	0.00	0.00
Andorra	0.00	0.00	0.00	Guinea-Bissau	0.00	0.00	0.00	Peru	0.00	0.00	0.00
Angola	0.00	0.00	0.00	Guyana	0.00	0.00	0.00	Philippines	0.00	0.00	0.00
Antigua and Barbuda	0.00	0.00	0.00	Haiti	0.00	0.00	0.00	Poland	0.00	0.00	0.00
Argentina	0.00	0.00	0.00	Honduras	0.00	0.00	0.00	Portugal	0.00	0.00	0.00
Armenia	0.00	0.00	0.00	Hong Kong	0.00	0.00	0.00	Qatar	1.00	1.00	1.00
Australia	0.00	0.00	0.00	Hungary	0.00	0.00	0.00	Republic of Macedonia	0.00	0.00	0.00
Austria	0.00	0.00	0.00	Iceland	0.00	1.00	1.00	Republic of the Congo	0.00	0.00	0.00
Azerbaijan	0.00	0.00	0.00	India	1.00	1.00	1.00	Romania	0.00	0.00	1.00
Bahamas	0.00	0.00	0.00	Indonesia	1.00	1.00	1.00	Russia	0.00	1.00	0.00
Bahrain	0.00	0.00	0.00	Iran	1.00	1.00	1.00	Rwanda	0.00	0.00	0.00
Bangladesh	0.00	1.00	0.00	Iraq	0.00	1.00	1.00	Samoa	0.00	0.00	0.00
Barbados	0.00	0.00	0.00	Ireland	0.00	0.00	0.00	San Marino	0.00	0.00	0.00
Belarus	0.00	0.00	0.00	Israel	1.00	1.00	1.00	Sao Tome and Principe	0.00	0.00	0.00
Belgium	0.00	0.00	0.00	Italy	0.00	0.00	0.00	Saudi Arabia	1.00	1.00	1.00
Belize	0.00	0.00	0.00	Ivory Coast	0.00	0.00	0.00	Senegal	0.00	0.00	0.00
Benin	0.00	0.00	0.00	Jamaica	0.00	0.00	0.00	Serbia	0.00	0.00	0.00
Bhutan	1.00	1.00	1.00	Japan	0.00	0.00	0.00	Seychelles	0.00	0.00	0.00
Bolivia	0.00	0.00	0.00	Jordan	1.00	1.00	1.00	Sierra Leone	0.00	0.00	0.00
Bosnia-Herzegovina	0.00	0.00	0.00	Kazakhstan	0.00	0.00	0.00	Singapore	0.00	0.00	1.00
Botswana	0.00	0.00	0.00	Kenya	0.00	0.00	0.00	Slovakia	0.00	0.00	0.00
Brazil	0.00	0.00	0.00	Kiribati	0.00	0.00	0.00	Slovenia	0.00	0.00	0.00
Brunei	1.00	1.00	1.00	Kosovo	0.00	0.00	0.00	Solomon Islands	0.00	0.00	0.00
Bulgaria	0.00	0.00	0.00	Kuwait	1.00	1.00	1.00	Somalia	1.00	1.00	1.00
Burkina Faso	0.00	0.00	0.00	Kyrgyzstan	0.00	1.00	0.00	South Africa	0.00	0.00	0.00
Burma (Myanmar)	1.00	1.00	1.00	Laos	0.00	1.00	1.00	South Korea	0.00	0.00	0.00
Burundi	0.00	0.00	0.00	Latvia	0.00	0.00	0.00	South Sudan	n/a	0.00	0.00
Cambodia	0.00	0.00	0.00	Lebanon	0.00	1.00	1.00	Spain	0.00	0.00	0.00
Cameroon	0.00	0.00	0.00	Lesotho	0.00	0.00	0.00	Sri Lanka	0.00	0.00	0.00
Canada	0.00	0.00	0.00	Liberia	0.00	0.00	0.00	St. Kitts and Nevis	0.00	0.00	0.00
Cape Verde	0.00	0.00	0.00	Libya	0.00	0.00	0.00	St. Lucia	0.00	0.00	0.00
Central African Republic	0.00	0.00	0.00	Liechtenstein	0.00	0.00	0.00	St. Vincent and the Grenadines	0.00	0.00	0.00
Chad	0.00	0.00	0.00	Lithuania	0.00	0.00	0.00	Sudan	1.00	1.00	1.00
Chile	0.00	0.00	0.00	Luxembourg	0.00	0.00	0.00	Suriname	0.00	0.00	0.00
China	0.00	1.00	0.00	Macau	0.00	0.00	0.00	Swaziland	0.00	0.00	0.00
Colombia	0.00	0.00	1.00	Madagascar	0.00	0.00	0.00	Sweden	0.00	0.00	0.00
Comoros	1.00	1.00	1.00	Malawi	0.00	0.00	0.00	Switzerland	0.00	0.00	0.00
Costa Rica	0.00	0.00	0.00	Malaysia	1.00	1.00	1.00	Syria	0.00	1.00	1.00
Croatia	0.00	0.00	0.00	Maldives	1.00	1.00	1.00	Taiwan	0.00	0.00	0.00
Cuba	0.00	0.00	0.00	Mali	0.00	0.00	0.00	Tajikistan	1.00	0.00	0.00
Cyprus	0.00	0.00	0.00	Malta	0.00	0.00	0.00	Tanzania	0.00	0.00	0.00
Czech Republic	0.00	0.00	0.00	Marshall Islands	0.00	0.00	0.00	Thailand	0.00	0.00	0.00
Democratic Republic of the Congo	0.00	0.00	0.00	Mauritania	1.00	1.00	1.00	Timor-Leste	0.00	0.00	0.00
Denmark	0.00	0.00	0.00	Mauritius	0.00	0.00	0.00	Togo	0.00	0.00	0.00
Djibouti	0.00	0.00	1.00	Mexico	1.00	1.00	1.00	Tonga	0.00	0.00	0.00
Dominica	0.00	0.00	0.00	Moldova	0.00	0.00	0.00	Trinidad and Tobago	0.00	0.00	0.00
Dominican Republic	0.00	0.00	0.00	Monaco	0.00	0.00	0.00	Tunisia	1.00	0.00	1.00
Ecuador	0.00	0.00	0.00	Mongolia	0.00	0.00	0.00	Turkey	0.00	0.00	0.00
Egypt	1.00	1.00	1.00	Montenegro	0.00	0.00	0.00	Turkmenistan	0.00	0.00	0.00
El Salvador	0.00	0.00	0.00	Morocco	1.00	1.00	1.00	Tuvalu	0.00	0.00	0.00
Equatorial Guinea	0.00	0.00	0.00	Mozambique	0.00	0.00	0.00	Uganda	0.00	0.00	0.00
Eritrea	1.00	0.00	1.00	Namibia	0.00	0.00	0.00	Ukraine	0.00	0.00	0.00
Estonia	0.00	0.00	0.00	Nauru	0.00	0.00	0.00	United Arab Emirates	1.00	1.00	1.00
Ethiopia	0.00	0.00	0.00	Nepal	0.00	1.00	1.00	United Kingdom	0.00	0.00	0.00
Federated States of Micronesia	0.00	0.00	0.00	Netherlands	0.00	0.00	0.00	United States	0.00	1.00	1.00
Fiji	0.00	0.00	0.00	New Zealand	0.00	0.00	0.00	Uruguay	0.00	0.00	0.00
Finland	0.00	1.00	1.00	Nicaragua	0.00	0.00	0.00	Uzbekistan	1.00	1.00	1.00
France	0.00	0.00	0.00	Niger	0.00	0.00	0.00	Vanuatu	0.00	0.00	0.00
Gabon	0.00	0.00	0.00	Nigeria	0.00	0.00	0.00	Venezuela	0.00	0.00	0.00
Gambia	0.00	0.00	0.00	Norway	0.00	1.00	1.00	Vietnam	1.00	1.00	0.00
Georgia	0.00	0.00	0.00	Oman	0.00	1.00	1.00	Western Sahara	1.00	1.00	1.00
Germany	0.00	0.00	0.00	Pakistan	1.00	1.00	1.00	Yemen	1.00	1.00	1.00
Ghana	0.00	0.00	0.00	Palau	0.00	0.00	0.00	Zambia	0.00	0.00	0.00
Greece	0.00	0.00	0.00	Palestinian territories	0.00	0.00	0.00	Zimbabwe	0.00	0.00	1.00



## GRI.Q.8

Is religious literature or broadcasting limited by any level of government?

- 0 points 0.00 No
- Full point 1.00 Yes

Country / Territory	baseline year, ending JUN 2007	previous year, ending DEC 2015	latest year, ending DEC 2016	Country / Territory	baseline year, ending JUN 2007	previous year, ending DEC 2015	latest year, ending DEC 2016	Country / Territory	baseline year, ending JUN 2007	previous year, ending DEC 2015	latest year, ending DEC 2016
Afghanistan	1.00	1.00	1.00	Grenada	0.00	0.00	0.00	Panama	0.00	0.00	0.00
Albania	0.00	0.00	0.00	Guatemala	0.00	0.00	0.00	Papua New Guinea	0.00	0.00	0.00
Algeria	1.00	1.00	1.00	Guinea	1.00	1.00	1.00	Paraguay	0.00	0.00	0.00
Andorra	0.00	0.00	0.00	Guinea-Bissau	0.00	0.00	0.00	Peru	0.00	0.00	0.00
Angola	0.00	1.00	0.00	Guyana	0.00	0.00	0.00	Philippines	0.00	0.00	0.00
Antigua and Barbuda	0.00	0.00	0.00	Haiti	0.00	0.00	0.00	Poland	0.00	1.00	1.00
Argentina	0.00	0.00	0.00	Honduras	0.00	0.00	0.00	Portugal	0.00	0.00	0.00
Armenia	1.00	0.00	0.00	Hong Kong	0.00	0.00	0.00	Qatar	0.00	1.00	1.00
Australia	0.00	0.00	0.00	Hungary	0.00	0.00	0.00	Republic of Macedonia	1.00	0.00	0.00
Austria	0.00	0.00	0.00	Iceland	1.00	0.00	0.00	Republic of the Congo	0.00	0.00	0.00
Azerbaijan	1.00	1.00	1.00	India	1.00	1.00	1.00	Romania	1.00	0.00	1.00
Bahamas	0.00	1.00	1.00	Indonesia	0.00	1.00	1.00	Russia	1.00	1.00	1.00
Bahrain	1.00	1.00	1.00	Iran	1.00	1.00	1.00	Rwanda	0.00	1.00	0.00
Bangladesh	1.00	1.00	1.00	Iraq	0.00	1.00	1.00	Samoa	0.00	0.00	0.00
Barbados	0.00	0.00	0.00	Ireland	0.00	0.00	0.00	San Marino	0.00	0.00	0.00
Belarus	1.00	1.00	1.00	Israel	0.00	0.00	1.00	Sao Tome and Principe	0.00	0.00	0.00
Belgium	0.00	0.00	0.00	Italy	0.00	0.00	0.00	Saudi Arabia	1.00	1.00	1.00
Belize	0.00	0.00	0.00	Ivory Coast	1.00	0.00	1.00	Senegal	0.00	0.00	0.00
Benin	0.00	0.00	0.00	Jamaica	0.00	0.00	0.00	Serbia	0.00	1.00	1.00
Bhutan	0.00	1.00	1.00	Japan	0.00	0.00	0.00	Seychelles	1.00	1.00	1.00
Bolivia	0.00	0.00	0.00	Jordan	0.00	1.00	1.00	Sierra Leone	0.00	0.00	0.00
Bosnia-Herzegovina	0.00	0.00	0.00	Kazakhstan	1.00	1.00	1.00	Singapore	1.00	1.00	1.00
Botswana	0.00	0.00	0.00	Kenya	1.00	1.00	1.00	Slovakia	1.00	0.00	0.00
Brazil	0.00	0.00	0.00	Kiribati	0.00	0.00	0.00	Slovenia	0.00	0.00	0.00
Brunei	1.00	1.00	1.00	Kosovo	1.00	0.00	0.00	Solomon Islands	0.00	0.00	0.00
Bulgaria	1.00	1.00	1.00	Kuwait	1.00	1.00	1.00	Somalia	0.00	1.00	1.00
Burkina Faso	0.00	1.00	1.00	Kyrgyzstan	1.00	1.00	1.00	South Africa	0.00	0.00	0.00
Burma (Myanmar)	1.00	0.00	0.00	Laos	1.00	1.00	1.00	South Korea	0.00	0.00	0.00
Burundi	0.00	1.00	1.00	Latvia	0.00	0.00	0.00	South Sudan	n/a	1.00	0.00
Cambodia	0.00	1.00	1.00	Lebanon	0.00	1.00	1.00	Spain	0.00	0.00	0.00
Cameroon	0.00	1.00	0.00	Lesotho	0.00	0.00	0.00	Sri Lanka	0.00	0.00	0.00
Canada	1.00	0.00	0.00	Liberia	0.00	0.00	0.00	St. Kitts and Nevis	0.00	0.00	0.00
Cape Verde	0.00	0.00	0.00	Libya	1.00	1.00	1.00	St. Lucia	0.00	0.00	0.00
Central African Republic	1.00	0.00	0.00	Liechtenstein	0.00	0.00	0.00	St. Vincent and the Grenadines	0.00	0.00	0.00
Chad	1.00	0.00	1.00	Lithuania	1.00	0.00	0.00	Sudan	1.00	1.00	1.00
Chile	0.00	0.00	0.00	Luxembourg	0.00	1.00	0.00	Suriname	0.00	0.00	0.00
China	1.00	1.00	1.00	Macau	0.00	0.00	0.00	Swaziland	1.00	1.00	1.00
Colombia	0.00	0.00	0.00	Madagascar	0.00	1.00	0.00	Sweden	0.00	0.00	0.00
Comoros	1.00	0.00	0.00	Malawi	0.00	0.00	0.00	Switzerland	0.00	0.00	0.00
Costa Rica	0.00	0.00	0.00	Malaysia	1.00	1.00	1.00	Syria	1.00	1.00	1.00
Croatia	0.00	0.00	0.00	Maldives	1.00	1.00	1.00	Taiwan	0.00	0.00	0.00
Cuba	1.00	1.00	1.00	Mali	1.00	0.00	0.00	Tajikistan	1.00	1.00	1.00
Cyprus	0.00	0.00	0.00	Malta	0.00	0.00	0.00	Tanzania	0.00	0.00	1.00
Czech Republic	0.00	0.00	0.00	Marshall Islands	0.00	0.00	0.00	Thailand	0.00	1.00	1.00
Democratic Republic of the Congo	1.00	1.00	0.00	Mauritania	1.00	1.00	1.00	Timor-Leste	0.00	0.00	0.00
Denmark	0.00	0.00	0.00	Mauritius	0.00	0.00	0.00	Togo	1.00	1.00	1.00
Djibouti	0.00	1.00	1.00	Mexico	1.00	1.00	1.00	Tonga	1.00	1.00	1.00
Dominica	0.00	0.00	0.00	Moldova	0.00	1.00	1.00	Trinidad and Tobago	0.00	0.00	0.00
Dominican Republic	0.00	0.00	0.00	Monaco	0.00	0.00	0.00	Tunisia	1.00	1.00	1.00
Ecuador	0.00	0.00	0.00	Mongolia	0.00	0.00	0.00	Turkey	1.00	1.00	1.00
Egypt	1.00	1.00	1.00	Montenegro	0.00	0.00	0.00	Turkmenistan	1.00	1.00	1.00
El Salvador	0.00	0.00	0.00	Morocco	1.00	1.00	1.00	Tuvalu	0.00	0.00	0.00
Equatorial Guinea	1.00	1.00	0.00	Mozambique	0.00	0.00	0.00	Uganda	0.00	0.00	0.00
Eritrea	1.00	1.00	1.00	Namibia	0.00	0.00	0.00	Ukraine	0.00	1.00	1.00
Estonia	0.00	0.00	0.00	Nauru	0.00	0.00	0.00	United Arab Emirates	1.00	1.00	1.00
Ethiopia	0.00	1.00	1.00	Nepal	0.00	0.00	1.00	United Kingdom	1.00	1.00	1.00
Federated States of Micronesia	0.00	0.00	0.00	Netherlands	0.00	0.00	0.00	United States	0.00	1.00	1.00
Fiji	0.00	0.00	0.00	New Zealand	0.00	0.00	0.00	Uruguay	0.00	0.00	0.00
Finland	0.00	0.00	0.00	Nicaragua	0.00	0.00	0.00	Uzbekistan	1.00	1.00	1.00
France	0.00	0.00	0.00	Niger	0.00	0.00	0.00	Vanuatu	0.00	0.00	0.00
Gabon	0.00	0.00	0.00	Nigeria	1.00	0.00	0.00	Venezuela	1.00	1.00	1.00
Gambia	0.00	1.00	1.00	Norway	0.00	0.00	0.00	Vietnam	1.00	1.00	1.00
Georgia	1.00	1.00	0.00	Oman	1.00	1.00	1.00	Western Sahara	1.00	1.00	1.00
Germany	0.00	0.00	0.00	Pakistan	1.00	1.00	1.00	Yemen	1.00	1.00	1.00
Ghana	0.00	0.00	0.00	Palau	0.00	0.00	0.00	Zambia	0.00	1.00	0.00
Greece	0.00	1.00	1.00	Palestinian territories	0.00	1.00	1.00	Zimbabwe	1.00	1.00	0.00

## GRI.Q.9

Are foreign missionaries allowed to operate?

- 0 points 0.00 Yes
- 1/2 point 0.50 Yes, but with restrictions
- Full point 1.00 No

Country / Territory	baseline year, ending JUN 2007	previous year, ending DEC 2015	latest year, ending DEC 2016	Country / Territory	baseline year, ending JUN 2007	previous year, ending DEC 2015	latest year, ending DEC 2016	Country / Territory	baseline year, ending JUN 2007	previous year, ending DEC 2015	latest year, ending DEC 2016
Afghanistan	0.50	0.00	0.00	Grenada	0.00	0.50	0.50	Panama	0.00	0.50	0.50
Albania	0.50	0.00	0.00	Guatemala	0.50	0.00	0.50	Papua New Guinea	0.00	0.00	0.00
Algeria	0.50	0.50	0.50	Guinea	0.50	0.00	0.00	Paraguay	0.00	0.50	0.50
Andorra	0.00	0.50	0.50	Guinea-Bissau	0.00	0.00	0.00	Peru	0.00	0.50	0.50
Angola	0.00	0.00	0.00	Guyana	0.00	0.50	0.50	Philippines	0.00	0.00	0.00
Antigua and Barbuda	0.00	0.00	0.00	Haiti	0.00	0.00	0.00	Poland	0.00	0.00	0.00
Argentina	0.00	0.50	0.50	Honduras	0.50	0.50	0.50	Portugal	0.00	0.00	0.00
Armenia	0.50	0.00	0.00	Hong Kong	0.00	0.00	0.00	Qatar	1.00	0.50	1.00
Australia	0.00	0.00	0.00	Hungary	0.00	0.00	0.00	Republic of Macedonia	0.50	0.50	0.50
Austria	0.00	0.50	0.50	Iceland	0.00	0.00	0.00	Republic of the Congo	0.00	0.00	0.00
Azerbaijan	0.50	1.00	1.00	India	0.50	0.50	0.50	Romania	0.50	0.50	0.50
Bahamas	0.00	0.00	0.00	Indonesia	0.50	0.50	0.50	Russia	0.50	0.50	0.50
Bahrain	0.50	0.00	0.00	Iran	1.00	0.50	0.50	Rwanda	0.00	0.50	0.50
Bangladesh	0.50	0.50	0.50	Iraq	0.50	0.00	0.00	Samoa	0.00	0.00	0.00
Barbados	0.00	0.00	0.00	Ireland	0.00	0.00	0.00	San Marino	0.00	0.00	0.00
Belarus	0.50	0.50	0.50	Israel	0.50	0.50	0.50	Sao Tome and Principe	0.00	0.00	0.00
Belgium	0.00	0.00	0.00	Italy	0.00	0.00	0.00	Saudi Arabia	1.00	1.00	1.00
Belize	0.50	0.50	0.50	Ivory Coast	0.00	0.00	0.00	Senegal	0.00	0.00	0.00
Benin	0.00	0.00	0.00	Jamaica	0.00	0.00	0.00	Serbia	0.00	0.50	0.00
Bhutan	0.50	0.00	0.00	Japan	0.00	0.00	0.00	Seychelles	0.00	0.00	0.00
Bolivia	0.00	0.00	0.00	Jordan	0.50	0.50	0.00	Sierra Leone	0.00	0.00	0.00
Bosnia-Herzegovina	0.00	0.00	0.00	Kazakhstan	0.50	0.50	0.50	Singapore	0.50	0.50	0.50
Botswana	0.00	0.50	0.50	Kenya	0.50	0.00	0.00	Slovakia	0.00	0.00	0.00
Brazil	0.50	0.00	0.00	Kiribati	0.00	0.00	0.00	Slovenia	0.00	0.00	0.00
Brunei	1.00	0.50	1.00	Kosovo	0.00	0.00	0.00	Solomon Islands	0.00	0.00	0.00
Bulgaria	0.50	0.00	0.00	Kuwait	0.50	0.50	0.50	Somalia	0.50	0.00	0.00
Burkina Faso	0.00	0.00	0.00	Kyrgyzstan	0.50	0.50	0.50	South Africa	0.00	0.00	0.00
Burma (Myanmar)	0.50	0.50	0.00	Laos	0.50	0.50	1.00	South Korea	0.00	0.00	0.00
Burundi	0.00	0.00	0.00	Latvia	0.50	0.50	0.50	South Sudan	n/a	0.00	0.00
Cambodia	0.50	0.00	0.00	Lebanon	0.50	0.50	0.50	Spain	0.00	0.00	0.50
Cameroon	0.00	0.00	0.00	Lesotho	0.00	0.00	0.00	Sri Lanka	0.50	0.50	0.50
Canada	0.00	0.00	0.00	Liberia	0.00	0.00	0.00	St. Kitts and Nevis	0.00	0.00	0.00
Cape Verde	0.00	0.00	0.00	Libya	1.00	0.00	0.00	St. Lucia	0.00	0.00	0.00
Central African Republic	0.00	0.00	0.00	Liechtenstein	0.50	0.50	0.50	St. Vincent and the Grenadines	0.00	0.00	0.00
Chad	0.00	0.00	0.00	Lithuania	0.00	0.00	0.00	Sudan	0.50	0.50	0.50
Chile	0.00	0.00	0.00	Luxembourg	0.00	0.00	0.00	Suriname	0.00	0.00	0.00
China	0.50	1.00	1.00	Macau	0.00	0.00	0.00	Swaziland	0.00	0.00	0.00
Colombia	0.50	0.50	0.50	Madagascar	0.00	0.00	0.00	Sweden	0.00	0.00	0.00
Comoros	0.50	0.50	0.50	Malawi	0.00	0.00	0.00	Switzerland	0.50	0.50	0.50
Costa Rica	0.00	0.50	0.50	Malaysia	0.50	0.00	0.00	Syria	0.50	0.50	0.50
Croatia	0.00	0.00	0.00	Maldives	0.50	1.00	1.00	Taiwan	0.00	0.00	0.00
Cuba	0.50	0.50	0.50	Mali	0.00	0.00	0.00	Tajikistan	0.00	0.50	0.50
Cyprus	0.50	0.50	0.50	Malta	0.00	0.00	0.00	Tanzania	0.00	0.00	0.00
Czech Republic	0.00	0.00	0.00	Marshall Islands	0.00	0.00	0.00	Thailand	0.00	0.00	0.50
Democratic Republic of the Congo	0.00	0.00	0.00	Mauritania	1.00	1.00	1.00	Timor-Leste	0.00	0.50	0.50
Denmark	0.50	0.50	0.50	Mauritius	0.50	0.50	0.50	Togo	0.50	0.00	0.00
Djibouti	0.00	0.50	0.50	Mexico	0.50	0.00	0.00	Tonga	0.00	0.00	0.00
Dominica	0.00	0.00	0.00	Moldova	0.50	0.50	0.50	Trinidad and Tobago	0.00	0.50	0.50
Dominican Republic	0.00	0.50	0.50	Monaco	0.00	0.00	0.00	Tunisia	0.50	0.00	0.00
Ecuador	0.00	0.00	0.00	Mongolia	0.50	0.50	0.50	Turkey	0.50	0.00	0.50
Egypt	0.50	0.50	0.50	Montenegro	0.00	0.50	0.00	Turkmenistan	1.00	1.00	1.00
El Salvador	0.00	0.50	0.50	Morocco	0.50	0.50	0.50	Tuvalu	0.00	0.50	0.50
Equatorial Guinea	0.00	0.50	0.50	Mozambique	0.00	0.00	0.00	Uganda	0.00	0.00	0.00
Eritrea	0.50	0.00	0.00	Namibia	0.00	0.00	0.00	Ukraine	0.50	0.50	0.50
Estonia	0.00	0.00	0.00	Nauru	0.50	0.00	0.00	United Arab Emirates	0.50	0.00	0.00
Ethiopia	0.50	0.00	0.00	Nepal	0.50	0.50	0.50	United Kingdom	0.00	0.50	0.50
Federated States of Micronesia	0.00	0.00	0.00	Netherlands	0.00	0.50	0.50	United States	0.00	0.00	0.00
Fiji	0.00	0.00	0.00	New Zealand	0.00	0.00	0.00	Uruguay	0.00	0.00	0.00
Finland	0.00	0.00	0.00	Nicaragua	0.50	0.00	0.50	Uzbekistan	1.00	1.00	1.00
France	0.00	0.50	0.50	Niger	0.00	0.00	0.00	Vanuatu	0.00	0.00	0.00
Gabon	0.50	0.00	0.00	Nigeria	0.00	0.00	0.00	Venezuela	0.50	0.50	0.00
Gambia	0.00	0.00	0.00	Norway	0.00	0.00	0.00	Vietnam	0.50	0.50	0.50
Georgia	0.00	0.00	0.00	Oman	0.50	0.50	0.50	Western Sahara	0.50	0.50	0.50
Germany	0.00	0.00	0.00	Pakistan	0.50	0.50	0.50	Yemen	0.50	0.00	0.00
Ghana	0.00	0.00	0.00	Palau	0.00	0.00	0.00	Zambia	0.00	0.00	0.00
Greece	0.50	0.00	0.00	Palestinian territories	0.00	0.00	0.00	Zimbabwe	0.50	0.00	0.00

## GRI.Q.10

*Is the wearing of religious symbols, such as head coverings for women and facial hair for men, regulated by law or by any level of government?*

- 0 points 0.00 No
- Full point 1.00 Yes

Country / Territory	baseline year, ending JUN 2007	previous year, ending DEC 2015	latest year, ending DEC 2016	Country / Territory	baseline year, ending JUN 2007	previous year, ending DEC 2015	latest year, ending DEC 2016	Country / Territory	baseline year, ending JUN 2007	previous year, ending DEC 2015	latest year, ending DEC 2016
Afghanistan	0.00	0.00	0.00	Grenada	0.00	1.00	1.00	Panama	0.00	1.00	1.00
Albania	0.00	1.00	0.00	Guatemala	0.00	0.00	0.00	Papua New Guinea	0.00	0.00	0.00
Algeria	0.00	1.00	1.00	Guinea	0.00	0.00	0.00	Paraguay	0.00	0.00	0.00
Andorra	0.00	1.00	1.00	Guinea-Bissau	0.00	0.00	0.00	Peru	0.00	0.00	0.00
Angola	0.00	0.00	0.00	Guyana	0.00	0.00	0.00	Philippines	0.00	0.00	0.00
Antigua and Barbuda	0.00	1.00	1.00	Haiti	0.00	0.00	0.00	Poland	0.00	0.00	0.00
Argentina	0.00	0.00	0.00	Honduras	0.00	1.00	1.00	Portugal	0.00	0.00	0.00
Armenia	0.00	0.00	0.00	Hong Kong	0.00	0.00	0.00	Qatar	0.00	0.00	0.00
Australia	0.00	0.00	0.00	Hungary	0.00	0.00	1.00	Republic of Macedonia	0.00	0.00	0.00
Austria	0.00	1.00	1.00	Iceland	0.00	1.00	1.00	Republic of the Congo	0.00	1.00	1.00
Azerbaijan	0.00	1.00	1.00	India	0.00	0.00	0.00	Romania	0.00	0.00	0.00
Bahamas	0.00	1.00	0.00	Indonesia	1.00	1.00	1.00	Russia	0.00	1.00	1.00
Bahrain	0.00	0.00	0.00	Iran	1.00	1.00	1.00	Rwanda	0.00	0.00	1.00
Bangladesh	0.00	0.00	0.00	Iraq	1.00	1.00	0.00	Samoa	0.00	0.00	0.00
Barbados	0.00	1.00	1.00	Ireland	0.00	0.00	0.00	San Marino	0.00	0.00	0.00
Belarus	0.00	0.00	0.00	Israel	0.00	1.00	0.00	Sao Tome and Principe	0.00	0.00	0.00
Belgium	1.00	1.00	1.00	Italy	1.00	0.00	1.00	Saudi Arabia	1.00	1.00	1.00
Belize	0.00	0.00	0.00	Ivory Coast	0.00	0.00	0.00	Senegal	0.00	0.00	0.00
Benin	0.00	0.00	0.00	Jamaica	0.00	0.00	0.00	Serbia	0.00	0.00	0.00
Bhutan	0.00	0.00	0.00	Japan	0.00	0.00	0.00	Seychelles	0.00	0.00	0.00
Bolivia	0.00	0.00	0.00	Jordan	0.00	0.00	0.00	Sierra Leone	0.00	0.00	0.00
Bosnia-Herzegovina	0.00	0.00	1.00	Kazakhstan	0.00	1.00	1.00	Singapore	0.00	1.00	1.00
Botswana	0.00	0.00	0.00	Kenya	0.00	1.00	1.00	Slovakia	0.00	0.00	0.00
Brazil	0.00	0.00	0.00	Kiribati	0.00	0.00	0.00	Slovenia	0.00	0.00	0.00
Brunei	1.00	1.00	1.00	Kosovo	1.00	1.00	1.00	Solomon Islands	0.00	0.00	0.00
Bulgaria	0.00	1.00	1.00	Kuwait	0.00	0.00	0.00	Somalia	0.00	0.00	0.00
Burkina Faso	0.00	0.00	0.00	Kyrgyzstan	0.00	1.00	1.00	South Africa	0.00	0.00	0.00
Burma (Myanmar)	1.00	0.00	1.00	Laos	0.00	0.00	0.00	South Korea	0.00	0.00	0.00
Burundi	0.00	0.00	0.00	Latvia	0.00	0.00	0.00	South Sudan	n/a	0.00	0.00
Cambodia	0.00	0.00	0.00	Lebanon	0.00	0.00	0.00	Spain	0.00	1.00	1.00
Cameroon	0.00	1.00	1.00	Lesotho	0.00	0.00	0.00	Sri Lanka	0.00	0.00	0.00
Canada	0.00	1.00	1.00	Liberia	1.00	0.00	0.00	St. Kitts and Nevis	0.00	1.00	1.00
Cape Verde	0.00	0.00	0.00	Libya	0.00	1.00	0.00	St. Lucia	0.00	0.00	0.00
Central African Republic	0.00	0.00	0.00	Liechtenstein	0.00	0.00	0.00	St. Vincent and the Grenadines	0.00	0.00	0.00
Chad	0.00	1.00	1.00	Lithuania	0.00	0.00	0.00	Sudan	0.00	1.00	1.00
Chile	0.00	0.00	0.00	Luxembourg	0.00	0.00	0.00	Suriname	0.00	0.00	0.00
China	0.00	1.00	1.00	Macau	0.00	0.00	0.00	Swaziland	0.00	0.00	1.00
Colombia	0.00	0.00	0.00	Madagascar	0.00	0.00	0.00	Sweden	0.00	0.00	0.00
Comoros	1.00	0.00	0.00	Malawi	0.00	0.00	1.00	Switzerland	0.00	1.00	1.00
Costa Rica	0.00	0.00	1.00	Malaysia	1.00	1.00	1.00	Syria	0.00	0.00	0.00
Croatia	0.00	0.00	0.00	Maldives	0.00	0.00	1.00	Taiwan	0.00	0.00	0.00
Cuba	0.00	0.00	0.00	Mali	0.00	0.00	0.00	Tajikistan	1.00	1.00	1.00
Cyprus	0.00	0.00	0.00	Malta	0.00	1.00	1.00	Tanzania	0.00	0.00	1.00
Czech Republic	0.00	0.00	0.00	Marshall Islands	0.00	0.00	0.00	Thailand	1.00	0.00	0.00
Democratic Republic of the Congo	0.00	0.00	0.00	Mauritania	0.00	0.00	0.00	Timor-Leste	0.00	0.00	0.00
Denmark	0.00	1.00	1.00	Mauritius	0.00	0.00	0.00	Togo	0.00	0.00	0.00
Djibouti	0.00	0.00	0.00	Mexico	0.00	0.00	0.00	Tonga	0.00	0.00	0.00
Dominica	0.00	0.00	0.00	Moldova	0.00	0.00	0.00	Trinidad and Tobago	0.00	0.00	0.00
Dominican Republic	0.00	0.00	0.00	Monaco	0.00	0.00	0.00	Tunisia	1.00	0.00	1.00
Ecuador	0.00	0.00	0.00	Mongolia	0.00	0.00	0.00	Turkey	1.00	1.00	0.00
Egypt	0.00	1.00	1.00	Montenegro	1.00	0.00	0.00	Turkmenistan	0.00	1.00	1.00
El Salvador	0.00	0.00	0.00	Morocco	0.00	1.00	1.00	Tuvalu	0.00	0.00	0.00
Equatorial Guinea	0.00	0.00	0.00	Mozambique	0.00	0.00	0.00	Uganda	0.00	0.00	1.00
Eritrea	0.00	0.00	0.00	Namibia	0.00	0.00	0.00	Ukraine	0.00	0.00	0.00
Estonia	0.00	0.00	0.00	Nauru	0.00	0.00	0.00	United Arab Emirates	0.00	0.00	0.00
Ethiopia	0.00	0.00	0.00	Nepal	0.00	0.00	0.00	United Kingdom	0.00	0.00	0.00
Federated States of Micronesia	0.00	0.00	0.00	Netherlands	0.00	1.00	0.00	United States	1.00	1.00	1.00
Fiji	0.00	0.00	0.00	New Zealand	0.00	0.00	0.00	Uruguay	0.00	0.00	0.00
Finland	0.00	0.00	0.00	Nicaragua	0.00	0.00	0.00	Uzbekistan	1.00	1.00	1.00
France	0.00	1.00	1.00	Niger	0.00	1.00	1.00	Vanuatu	0.00	0.00	0.00
Gabon	0.00	0.00	0.00	Nigeria	0.00	1.00	1.00	Venezuela	0.00	0.00	0.00
Gambia	0.00	0.00	1.00	Norway	0.00	1.00	1.00	Vietnam	1.00	0.00	0.00
Georgia	0.00	0.00	0.00	Oman	0.00	0.00	0.00	Western Sahara	0.00	1.00	1.00
Germany	1.00	1.00	1.00	Pakistan	0.00	0.00	0.00	Yemen	0.00	0.00	1.00
Ghana	0.00	1.00	1.00	Palau	0.00	0.00	0.00	Zambia	0.00	0.00	0.00
Greece	0.00	0.00	0.00	Palestinian territories	0.00	0.00	0.00	Zimbabwe	0.00	0.00	0.00

## GRI.Q.11

Was there harassment or intimidation of religious groups by any level of government?

- 0 points 0.00 No
- 1/2 point 0.50 Yes, there was limited intimidation
- Full point 1.00 Yes, there was widespread intimidation

Country / Territory	baseline year, ending JUN 2007	previous year, ending DEC 2015	latest year, ending DEC 2016	Country / Territory	baseline year, ending JUN 2007	previous year, ending DEC 2015	latest year, ending DEC 2016	Country / Territory	baseline year, ending JUN 2007	previous year, ending DEC 2015	latest year, ending DEC 2016
Afghanistan	1.00	1.00	1.00	Grenada	0.00	0.50	0.50	Panama	0.00	0.50	1.00
Albania	0.00	1.00	0.50	Guatemala	0.50	0.50	1.00	Papua New Guinea	0.00	0.00	0.00
Algeria	0.00	1.00	1.00	Guinea	0.00	0.50	0.50	Paraguay	0.00	0.00	0.50
Andorra	0.00	1.00	1.00	Guinea-Bissau	0.00	0.00	0.00	Peru	0.00	0.50	0.50
Angola	0.50	1.00	1.00	Guyana	0.00	0.00	0.00	Philippines	0.50	0.00	1.00
Antigua and Barbuda	0.00	0.50	1.00	Haiti	0.00	0.50	1.00	Poland	0.50	0.50	1.00
Argentina	0.00	0.50	0.50	Honduras	0.50	1.00	1.00	Portugal	0.00	0.00	0.00
Armenia	0.50	1.00	0.50	Hong Kong	0.50	0.50	0.50	Qatar	0.00	1.00	1.00
Australia	0.50	0.50	0.50	Hungary	0.00	1.00	1.00	Republic of Macedonia	0.50	1.00	1.00
Austria	0.50	1.00	1.00	Iceland	0.50	0.50	0.50	Republic of the Congo	0.00	1.00	1.00
Azerbaijan	1.00	1.00	1.00	India	1.00	1.00	1.00	Romania	1.00	1.00	1.00
Bahamas	0.50	1.00	1.00	Indonesia	1.00	1.00	1.00	Russia	1.00	1.00	1.00
Bahrain	0.00	1.00	1.00	Iran	1.00	1.00	1.00	Rwanda	0.50	1.00	1.00
Bangladesh	0.50	1.00	1.00	Iraq	0.50	1.00	1.00	Samoa	0.50	0.00	0.50
Barbados	0.00	1.00	1.00	Ireland	0.00	0.50	0.50	San Marino	0.00	0.00	0.00
Belarus	1.00	1.00	1.00	Israel	0.50	1.00	1.00	Sao Tome and Principe	0.00	0.00	0.00
Belgium	0.50	1.00	1.00	Italy	0.50	1.00	1.00	Saudi Arabia	1.00	1.00	1.00
Belize	0.00	0.00	0.00	Ivory Coast	0.50	0.00	0.50	Senegal	0.00	0.00	0.50
Benin	0.00	0.00	0.50	Jamaica	0.50	0.50	0.50	Serbia	0.50	1.00	1.00
Bhutan	1.00	1.00	1.00	Japan	0.00	0.50	0.50	Seychelles	0.00	0.50	0.50
Bolivia	0.00	0.50	0.50	Jordan	0.50	1.00	1.00	Sierra Leone	0.00	1.00	1.00
Bosnia-Herzegovina	0.50	1.00	1.00	Kazakhstan	0.50	1.00	1.00	Singapore	0.50	1.00	1.00
Botswana	0.00	0.00	1.00	Kenya	0.50	1.00	1.00	Slovakia	0.50	1.00	1.00
Brazil	0.00	0.50	0.50	Kiribati	0.00	0.00	0.00	Slovenia	0.00	0.00	0.50
Brunei	1.00	1.00	1.00	Kosovo	0.50	1.00	1.00	Solomon Islands	0.00	0.00	0.00
Bulgaria	1.00	1.00	1.00	Kuwait	0.50	1.00	1.00	Somalia	1.00	1.00	1.00
Burkina Faso	0.00	0.50	0.00	Kyrgyzstan	0.50	1.00	1.00	South Africa	0.50	0.50	0.50
Burma (Myanmar)	1.00	1.00	1.00	Laos	1.00	1.00	1.00	South Korea	0.50	1.00	1.00
Burundi	0.50	1.00	1.00	Latvia	0.50	0.50	0.50	South Sudan	n/a	0.50	0.50
Cambodia	0.00	1.00	1.00	Lebanon	0.00	0.50	1.00	Spain	0.50	1.00	1.00
Cameroon	0.50	1.00	1.00	Lesotho	0.00	0.00	0.00	Sri Lanka	0.50	1.00	1.00
Canada	0.50	0.50	0.50	Liberia	0.50	1.00	1.00	St. Kitts and Nevis	0.00	1.00	1.00
Cape Verde	0.00	0.00	0.50	Libya	1.00	0.00	0.00	St. Lucia	0.00	0.50	0.50
Central African Republic	1.00	1.00	1.00	Liechtenstein	0.00	0.00	0.50	St. Vincent and the Grenadines	0.00	0.50	1.00
Chad	0.50	0.50	1.00	Lithuania	0.00	0.50	0.50	Sudan	1.00	1.00	1.00
Chile	0.00	0.00	0.50	Luxembourg	0.00	0.00	0.50	Suriname	0.00	0.00	0.00
China	1.00	1.00	1.00	Macau	0.50	0.00	0.00	Swaziland	0.00	0.50	1.00
Colombia	0.00	0.50	0.50	Madagascar	0.50	1.00	1.00	Sweden	0.00	0.50	1.00
Comoros	1.00	1.00	1.00	Malawi	0.50	0.50	1.00	Switzerland	0.50	1.00	1.00
Costa Rica	0.00	1.00	0.50	Malaysia	1.00	1.00	1.00	Syria	0.50	1.00	1.00
Croatia	0.00	0.00	0.50	Maldives	0.50	1.00	1.00	Taiwan	0.00	0.00	1.00
Cuba	1.00	1.00	1.00	Mali	0.00	0.50	0.00	Tajikistan	1.00	1.00	1.00
Cyprus	0.50	0.50	1.00	Malta	0.00	0.50	0.50	Tanzania	0.50	0.50	1.00
Czech Republic	0.50	1.00	1.00	Marshall Islands	0.00	0.00	0.50	Thailand	0.50	1.00	1.00
Democratic Republic of the Congo	0.50	0.50	0.50	Mauritania	1.00	1.00	1.00	Timor-Leste	0.00	1.00	1.00
Denmark	0.50	0.50	1.00	Mauritius	0.50	0.50	0.00	Togo	1.00	0.00	0.00
Djibouti	0.50	0.50	0.50	Mexico	0.50	1.00	1.00	Tonga	0.50	0.00	0.00
Dominica	0.00	0.50	1.00	Moldova	0.50	1.00	1.00	Trinidad and Tobago	0.00	0.50	0.50
Dominican Republic	0.00	0.00	0.50	Monaco	0.00	0.00	0.00	Tunisia	0.50	1.00	1.00
Ecuador	0.00	0.50	1.00	Mongolia	0.50	1.00	1.00	Turkey	1.00	1.00	1.00
Egypt	1.00	1.00	1.00	Montenegro	0.50	0.50	0.50	Turkmenistan	1.00	1.00	1.00
El Salvador	0.00	0.50	0.50	Morocco	0.50	1.00	1.00	Tuvalu	0.50	1.00	1.00
Equatorial Guinea	1.00	0.50	0.50	Mozambique	0.50	0.00	0.50	Uganda	0.50	1.00	1.00
Eritrea	1.00	1.00	1.00	Namibia	0.00	0.00	0.50	Ukraine	0.50	1.00	1.00
Estonia	0.50	0.50	0.50	Nauru	0.00	0.00	1.00	United Arab Emirates	0.50	1.00	1.00
Ethiopia	1.00	1.00	1.00	Nepal	0.50	1.00	1.00	United Kingdom	0.50	1.00	1.00
Federated States of Micronesia	0.00	0.50	0.50	Netherlands	0.00	1.00	1.00	United States	0.50	1.00	1.00
Fiji	0.00	0.00	0.50	New Zealand	0.00	0.00	0.50	Uruguay	0.00	0.00	0.50
Finland	0.00	0.50	1.00	Nicaragua	0.00	1.00	1.00	Uzbekistan	1.00	1.00	1.00
France	0.50	1.00	1.00	Niger	0.50	0.50	0.50	Vanuatu	0.00	0.00	0.50
Gabon	0.00	0.50	0.00	Nigeria	0.50	1.00	1.00	Venezuela	0.50	1.00	0.50
Gambia	0.00	0.50	1.00	Norway	0.00	1.00	1.00	Vietnam	1.00	1.00	1.00
Georgia	0.00	1.00	1.00	Oman	0.50	0.00	1.00	Western Sahara	0.50	1.00	1.00
Germany	0.50	1.00	1.00	Pakistan	1.00	1.00	1.00	Yemen	0.50	1.00	1.00
Ghana	0.50	1.00	0.50	Palau	0.50	0.00	0.00	Zambia	0.00	1.00	0.50
Greece	1.00	1.00	1.00	Palestinian territories	1.00	1.00	1.00	Zimbabwe	0.50	1.00	1.00

## GRI.Q.12

Did the national government display hostility involving physical violence toward minority or nonapproved religious groups?

- 0 points 0.00 No
- Full point 1.00 Yes

Country / Territory	baseline year, ending JUN 2007	previous year, ending DEC 2015	latest year, ending DEC 2016	Country / Territory	baseline year, ending JUN 2007	previous year, ending DEC 2015	latest year, ending DEC 2016	Country / Territory	baseline year, ending JUN 2007	previous year, ending DEC 2015	latest year, ending DEC 2016
Afghanistan	1.00	0.00	0.00	Grenada	0.00	0.00	0.00	Panama	0.00	0.00	1.00
Albania	0.00	1.00	0.00	Guatemala	0.00	0.00	0.00	Papua New Guinea	0.00	0.00	0.00
Algeria	1.00	1.00	1.00	Guinea	0.00	0.00	0.00	Paraguay	0.00	0.00	0.00
Andorra	0.00	0.00	0.00	Guinea-Bissau	1.00	0.00	0.00	Peru	0.00	0.00	0.00
Angola	1.00	1.00	1.00	Guyana	0.00	0.00	0.00	Philippines	0.00	0.00	0.00
Antigua and Barbuda	0.00	0.00	0.00	Haiti	0.00	0.00	0.00	Poland	0.00	0.00	0.00
Argentina	0.00	0.00	0.00	Honduras	0.00	0.00	0.00	Portugal	0.00	0.00	0.00
Armenia	0.00	0.00	0.00	Hong Kong	0.00	0.00	0.00	Qatar	0.00	0.00	0.00
Australia	0.00	0.00	0.00	Hungary	0.00	0.00	0.00	Republic of Macedonia	0.00	1.00	0.00
Austria	0.00	0.00	0.00	Iceland	0.00	0.00	0.00	Republic of the Congo	0.00	0.00	1.00
Azerbaijan	1.00	1.00	1.00	India	0.00	1.00	1.00	Romania	0.00	0.00	0.00
Bahamas	0.00	0.00	0.00	Indonesia	0.00	0.00	1.00	Russia	1.00	1.00	1.00
Bahrain	0.00	1.00	1.00	Iran	1.00	1.00	1.00	Rwanda	1.00	1.00	1.00
Bangladesh	0.00	0.00	1.00	Iraq	1.00	1.00	1.00	Samoa	0.00	0.00	0.00
Barbados	0.00	0.00	0.00	Ireland	0.00	0.00	0.00	San Marino	0.00	0.00	0.00
Belarus	1.00	1.00	1.00	Israel	0.00	0.00	1.00	Sao Tome and Principe	0.00	0.00	0.00
Belgium	0.00	1.00	1.00	Italy	0.00	1.00	0.00	Saudi Arabia	1.00	1.00	1.00
Belize	0.00	0.00	0.00	Ivory Coast	0.00	0.00	0.00	Senegal	0.00	0.00	0.00
Benin	0.00	0.00	0.00	Jamaica	0.00	0.00	0.00	Serbia	0.00	0.00	0.00
Bhutan	1.00	1.00	0.00	Japan	0.00	0.00	0.00	Seychelles	0.00	0.00	0.00
Bolivia	0.00	0.00	0.00	Jordan	0.00	0.00	1.00	Sierra Leone	0.00	1.00	1.00
Bosnia-Herzegovina	0.00	0.00	0.00	Kazakhstan	1.00	1.00	1.00	Singapore	1.00	1.00	1.00
Botswana	0.00	0.00	0.00	Kenya	1.00	1.00	0.00	Slovakia	0.00	0.00	0.00
Brazil	0.00	0.00	0.00	Kiribati	0.00	0.00	0.00	Slovenia	0.00	0.00	0.00
Brunei	1.00	0.00	0.00	Kosovo	0.00	1.00	0.00	Solomon Islands	0.00	0.00	0.00
Bulgaria	0.00	1.00	1.00	Kuwait	0.00	1.00	1.00	Somalia	1.00	0.00	0.00
Burkina Faso	0.00	0.00	0.00	Kyrgyzstan	1.00	1.00	1.00	South Africa	0.00	0.00	0.00
Burma (Myanmar)	1.00	1.00	1.00	Laos	1.00	0.00	1.00	South Korea	1.00	1.00	1.00
Burundi	0.00	0.00	1.00	Latvia	0.00	0.00	0.00	South Sudan	n/a	0.00	0.00
Cambodia	0.00	0.00	0.00	Lebanon	0.00	0.00	0.00	Spain	0.00	0.00	0.00
Cameroon	0.00	1.00	0.00	Lesotho	0.00	0.00	0.00	Sri Lanka	0.00	1.00	1.00
Canada	0.00	0.00	0.00	Liberia	0.00	0.00	0.00	St. Kitts and Nevis	0.00	0.00	0.00
Cape Verde	0.00	0.00	0.00	Libya	1.00	0.00	0.00	St. Lucia	0.00	0.00	0.00
Central African Republic	1.00	1.00	1.00	Liechtenstein	0.00	0.00	0.00	St. Vincent and the Grenadines	0.00	0.00	0.00
Chad	0.00	0.00	0.00	Lithuania	0.00	0.00	0.00	Sudan	1.00	1.00	1.00
Chile	0.00	0.00	1.00	Luxembourg	0.00	0.00	0.00	Suriname	0.00	0.00	0.00
China	1.00	1.00	1.00	Macau	0.00	0.00	0.00	Swaziland	0.00	0.00	0.00
Colombia	0.00	0.00	1.00	Madagascar	0.00	0.00	0.00	Sweden	0.00	0.00	0.00
Comoros	1.00	1.00	1.00	Malawi	0.00	0.00	0.00	Switzerland	0.00	0.00	0.00
Costa Rica	0.00	0.00	0.00	Malaysia	1.00	1.00	1.00	Syria	1.00	1.00	1.00
Croatia	0.00	0.00	0.00	Maldives	1.00	0.00	1.00	Taiwan	0.00	0.00	0.00
Cuba	0.00	1.00	1.00	Mali	0.00	0.00	0.00	Tajikistan	0.00	1.00	1.00
Cyprus	0.00	0.00	0.00	Malta	0.00	0.00	0.00	Tanzania	0.00	0.00	0.00
Czech Republic	0.00	0.00	0.00	Marshall Islands	0.00	0.00	0.00	Thailand	0.00	1.00	1.00
Democratic Republic of the Congo	0.00	0.00	1.00	Mauritania	1.00	1.00	0.00	Timor-Leste	0.00	0.00	0.00
Denmark	0.00	0.00	0.00	Mauritius	0.00	0.00	0.00	Togo	0.00	0.00	0.00
Djibouti	0.00	0.00	0.00	Mexico	0.00	0.00	0.00	Tonga	0.00	0.00	0.00
Dominica	0.00	0.00	0.00	Moldova	0.00	1.00	0.00	Trinidad and Tobago	0.00	0.00	0.00
Dominican Republic	0.00	0.00	0.00	Monaco	0.00	0.00	0.00	Tunisia	0.00	0.00	1.00
Ecuador	0.00	0.00	0.00	Mongolia	0.00	0.00	0.00	Turkey	1.00	1.00	1.00
Egypt	1.00	1.00	1.00	Montenegro	0.00	0.00	0.00	Turkmenistan	1.00	1.00	1.00
El Salvador	0.00	0.00	0.00	Morocco	1.00	1.00	1.00	Tuvalu	0.00	0.00	0.00
Equatorial Guinea	0.00	1.00	0.00	Mozambique	0.00	0.00	0.00	Uganda	1.00	1.00	1.00
Eritrea	1.00	1.00	1.00	Namibia	0.00	1.00	0.00	Ukraine	0.00	0.00	0.00
Estonia	0.00	0.00	0.00	Nauru	0.00	0.00	0.00	United Arab Emirates	0.00	1.00	1.00
Ethiopia	0.00	0.00	1.00	Nepal	1.00	1.00	1.00	United Kingdom	0.00	0.00	0.00
Federated States of Micronesia	0.00	0.00	0.00	Netherlands	0.00	0.00	0.00	United States	0.00	0.00	0.00
Fiji	0.00	0.00	0.00	New Zealand	0.00	0.00	0.00	Uruguay	0.00	0.00	0.00
Finland	0.00	0.00	0.00	Nicaragua	0.00	0.00	0.00	Uzbekistan	1.00	1.00	1.00
France	1.00	0.00	1.00	Niger	0.00	0.00	0.00	Vanuatu	0.00	0.00	0.00
Gabon	0.00	0.00	0.00	Nigeria	0.00	1.00	1.00	Venezuela	0.00	0.00	0.00
Gambia	0.00	0.00	1.00	Norway	0.00	0.00	0.00	Vietnam	1.00	1.00	1.00
Georgia	0.00	0.00	0.00	Oman	0.00	0.00	0.00	Western Sahara	1.00	0.00	1.00
Germany	0.00	1.00	0.00	Pakistan	1.00	1.00	1.00	Yemen	0.00	1.00	1.00
Ghana	0.00	0.00	0.00	Palau	0.00	0.00	0.00	Zambia	1.00	0.00	0.00
Greece	1.00	0.00	0.00	Palestinian territories	0.00	0.00	0.00	Zimbabwe	1.00	0.00	0.00

## GRI.Q.13

Were there instances when the national government did not intervene in cases of discrimination or abuses against religious groups?

- 0 points 0.00 No
- Full point 1.00 Yes

Country / Territory	baseline year, ending JUN 2007	previous year, ending DEC 2015	latest year, ending DEC 2016	Country / Territory	baseline year, ending JUN 2007	previous year, ending DEC 2015	latest year, ending DEC 2016	Country / Territory	baseline year, ending JUN 2007	previous year, ending DEC 2015	latest year, ending DEC 2016
Afghanistan	1.00	0.00	0.00	Grenada	0.00	0.00	0.00	Panama	0.00	0.00	0.00
Albania	0.00	0.00	0.00	Guatemala	0.00	0.00	0.00	Papua New Guinea	0.00	0.00	0.00
Algeria	1.00	0.00	0.00	Guinea	0.00	1.00	0.00	Paraguay	0.00	0.00	0.00
Andorra	0.00	0.00	0.00	Guinea-Bissau	0.00	0.00	0.00	Peru	0.00	0.00	0.00
Angola	0.00	0.00	0.00	Guyana	0.00	0.00	0.00	Philippines	1.00	0.00	0.00
Antigua and Barbuda	0.00	1.00	1.00	Haiti	0.00	0.00	0.00	Poland	0.00	1.00	1.00
Argentina	0.00	1.00	1.00	Honduras	0.00	0.00	0.00	Portugal	0.00	0.00	0.00
Armenia	1.00	0.00	1.00	Hong Kong	0.00	0.00	0.00	Qatar	0.00	0.00	1.00
Australia	0.00	0.00	0.00	Hungary	0.00	0.00	1.00	Republic of Macedonia	0.00	1.00	0.00
Austria	0.00	0.00	0.00	Iceland	0.00	0.00	0.00	Republic of the Congo	0.00	0.00	0.00
Azerbaijan	0.00	0.00	0.00	India	1.00	1.00	1.00	Romania	1.00	1.00	1.00
Bahamas	0.00	0.00	0.00	Indonesia	1.00	1.00	1.00	Russia	1.00	1.00	1.00
Bahrain	1.00	1.00	1.00	Iran	1.00	1.00	1.00	Rwanda	0.00	0.00	1.00
Bangladesh	1.00	1.00	1.00	Iraq	1.00	1.00	1.00	Samoa	0.00	0.00	0.00
Barbados	0.00	0.00	0.00	Ireland	0.00	0.00	0.00	San Marino	0.00	0.00	0.00
Belarus	1.00	1.00	1.00	Israel	0.00	1.00	1.00	Sao Tome and Principe	0.00	0.00	0.00
Belgium	0.00	0.00	0.00	Italy	0.00	0.00	0.00	Saudi Arabia	1.00	0.00	0.00
Belize	0.00	0.00	0.00	Ivory Coast	0.00	0.00	0.00	Senegal	0.00	0.00	0.00
Benin	0.00	0.00	0.00	Jamaica	0.00	0.00	0.00	Serbia	1.00	0.00	0.00
Bhutan	0.00	0.00	0.00	Japan	0.00	0.00	0.00	Seychelles	0.00	0.00	0.00
Bolivia	0.00	0.00	0.00	Jordan	0.00	1.00	1.00	Sierra Leone	0.00	0.00	0.00
Bosnia-Herzegovina	1.00	1.00	1.00	Kazakhstan	1.00	0.00	0.00	Singapore	0.00	0.00	0.00
Botswana	0.00	0.00	0.00	Kenya	0.00	0.00	1.00	Slovakia	0.00	0.00	0.00
Brazil	0.00	0.00	1.00	Kiribati	0.00	0.00	0.00	Slovenia	0.00	0.00	0.00
Brunei	0.00	0.00	0.00	Kosovo	0.00	1.00	1.00	Solomon Islands	0.00	0.00	0.00
Bulgaria	0.00	1.00	1.00	Kuwait	0.00	0.00	1.00	Somalia	0.00	0.00	0.00
Burkina Faso	0.00	0.00	0.00	Kyrgyzstan	0.00	1.00	1.00	South Africa	0.00	0.00	0.00
Burma (Myanmar)	1.00	1.00	1.00	Laos	1.00	1.00	1.00	South Korea	0.00	0.00	0.00
Burundi	0.00	0.00	0.00	Latvia	0.00	0.00	0.00	South Sudan	n/a	0.00	0.00
Cambodia	0.00	0.00	0.00	Lebanon	0.00	0.00	1.00	Spain	0.00	0.00	0.00
Cameroon	0.00	0.00	1.00	Lesotho	0.00	0.00	0.00	Sri Lanka	1.00	1.00	1.00
Canada	0.00	0.00	0.00	Liberia	0.00	0.00	0.00	St. Kitts and Nevis	0.00	0.00	0.00
Cape Verde	0.00	0.00	0.00	Libya	0.00	1.00	1.00	St. Lucia	0.00	0.00	0.00
Central African Republic	0.00	1.00	1.00	Liechtenstein	0.00	0.00	0.00	St. Vincent and the Grenadines	0.00	0.00	0.00
Chad	1.00	0.00	0.00	Lithuania	0.00	0.00	0.00	Sudan	1.00	0.00	0.00
Chile	0.00	0.00	0.00	Luxembourg	0.00	0.00	0.00	Suriname	0.00	0.00	0.00
China	1.00	0.00	1.00	Macau	0.00	0.00	0.00	Swaziland	0.00	0.00	0.00
Colombia	0.00	0.00	1.00	Madagascar	0.00	0.00	0.00	Sweden	0.00	0.00	1.00
Comoros	0.00	0.00	0.00	Malawi	0.00	0.00	0.00	Switzerland	0.00	1.00	0.00
Costa Rica	0.00	0.00	0.00	Malaysia	0.00	1.00	1.00	Syria	0.00	0.00	0.00
Croatia	0.00	0.00	0.00	Maldives	0.00	0.00	1.00	Taiwan	0.00	0.00	1.00
Cuba	0.00	0.00	0.00	Mali	0.00	0.00	0.00	Tajikistan	0.00	0.00	0.00
Cyprus	0.00	0.00	0.00	Malta	0.00	0.00	0.00	Tanzania	0.00	1.00	1.00
Czech Republic	0.00	0.00	0.00	Marshall Islands	0.00	0.00	0.00	Thailand	0.00	0.00	0.00
Democratic Republic of the Congo	0.00	1.00	0.00	Mauritania	0.00	0.00	0.00	Timor-Leste	0.00	0.00	0.00
Denmark	0.00	0.00	0.00	Mauritius	0.00	0.00	0.00	Togo	0.00	0.00	0.00
Djibouti	1.00	0.00	0.00	Mexico	1.00	1.00	1.00	Tonga	0.00	0.00	0.00
Dominica	0.00	0.00	0.00	Moldova	1.00	1.00	1.00	Trinidad and Tobago	0.00	0.00	0.00
Dominican Republic	0.00	0.00	0.00	Monaco	0.00	0.00	0.00	Tunisia	0.00	0.00	0.00
Ecuador	0.00	0.00	0.00	Mongolia	0.00	0.00	0.00	Turkey	1.00	1.00	1.00
Egypt	1.00	1.00	1.00	Montenegro	0.00	1.00	1.00	Turkmenistan	0.00	1.00	1.00
El Salvador	0.00	0.00	0.00	Morocco	0.00	1.00	1.00	Tuvalu	0.00	0.00	0.00
Equatorial Guinea	0.00	0.00	0.00	Mozambique	0.00	0.00	0.00	Uganda	0.00	0.00	0.00
Eritrea	1.00	0.00	0.00	Namibia	0.00	0.00	0.00	Ukraine	1.00	1.00	1.00
Estonia	0.00	0.00	0.00	Nauru	0.00	0.00	0.00	United Arab Emirates	0.00	0.00	0.00
Ethiopia	0.00	0.00	0.00	Nepal	0.00	1.00	1.00	United Kingdom	0.00	0.00	0.00
Federated States of Micronesia	0.00	0.00	0.00	Netherlands	0.00	0.00	0.00	United States	0.00	0.00	0.00
Fiji	1.00	0.00	0.00	New Zealand	0.00	0.00	0.00	Uruguay	0.00	0.00	0.00
Finland	0.00	0.00	0.00	Nicaragua	0.00	0.00	0.00	Uzbekistan	0.00	0.00	0.00
France	0.00	1.00	0.00	Niger	0.00	1.00	0.00	Vanuatu	0.00	0.00	0.00
Gabon	0.00	0.00	0.00	Nigeria	1.00	1.00	1.00	Venezuela	1.00	0.00	1.00
Gambia	0.00	0.00	0.00	Norway	1.00	1.00	0.00	Vietnam	0.00	0.00	0.00
Georgia	1.00	1.00	1.00	Oman	0.00	0.00	0.00	Western Sahara	0.00	1.00	1.00
Germany	1.00	0.00	0.00	Pakistan	1.00	1.00	1.00	Yemen	0.00	0.00	0.00
Ghana	1.00	0.00	0.00	Palau	0.00	0.00	0.00	Zambia	0.00	0.00	0.00
Greece	1.00	0.00	0.00	Palestinian territories	1.00	1.00	1.00	Zimbabwe	0.00	0.00	0.00

## GRI.Q.14

Does the national government have an established organization to regulate or manage religious affairs?

- 0 points 0.00 No
- 1/3 point 0.33 No, but the government consults a nongovernmental religious advisory board
- 2/3 point 0.67 Yes, but the organization is noncoercive toward religious groups
- Full point 1.00 Yes, and the organization is coercive toward religious groups

Country / Territory	baseline year, ending JUN 2007	previous year, ending DEC 2015	latest year, ending DEC 2016	Country / Territory	baseline year, ending JUN 2007	previous year, ending DEC 2015	latest year, ending DEC 2016	Country / Territory	baseline year, ending JUN 2007	previous year, ending DEC 2015	latest year, ending DEC 2016
Afghanistan	1.00	1.00	1.00	Grenada	0.00	0.00	0.67	Panama	0.00	0.00	0.00
Albania	0.67	0.67	0.67	Guatemala	0.00	0.00	0.00	Papua New Guinea	0.67	0.67	0.67
Algeria	0.67	1.00	1.00	Guinea	0.67	1.00	1.00	Paraguay	0.00	0.67	1.00
Andorra	0.00	0.00	0.00	Guinea-Bissau	0.00	0.00	0.00	Peru	0.67	1.00	1.00
Angola	0.67	1.00	1.00	Guyana	0.00	0.00	0.00	Philippines	0.67	0.67	0.67
Antigua and Barbuda	0.67	0.00	0.00	Haiti	0.67	1.00	1.00	Poland	0.00	0.67	0.67
Argentina	0.67	0.67	0.67	Honduras	0.33	0.00	0.00	Portugal	0.00	0.33	0.33
Armenia	0.67	1.00	1.00	Hong Kong	0.00	0.67	0.67	Qatar	0.00	1.00	1.00
Australia	0.00	0.00	0.00	Hungary	0.00	0.67	1.00	Republic of Macedonia	0.67	0.67	0.67
Austria	0.67	0.67	0.67	Iceland	0.67	0.00	0.00	Republic of the Congo	0.00	0.00	0.00
Azerbaijan	1.00	1.00	1.00	India	0.00	0.67	0.67	Romania	0.67	1.00	1.00
Bahamas	0.00	0.33	0.33	Indonesia	1.00	1.00	1.00	Russia	0.67	1.00	1.00
Bahrain	0.67	1.00	1.00	Iran	1.00	1.00	1.00	Rwanda	0.00	1.00	0.00
Bangladesh	0.67	0.67	0.67	Iraq	0.00	1.00	1.00	Samoa	0.00	0.00	0.00
Barbados	0.00	0.00	0.00	Ireland	0.00	0.00	0.00	San Marino	0.00	0.00	0.00
Belarus	0.67	1.00	1.00	Israel	0.67	1.00	1.00	Sao Tome and Principe	0.00	0.00	0.00
Belgium	1.00	0.00	0.00	Italy	0.00	0.67	0.67	Saudi Arabia	0.67	1.00	1.00
Belize	0.33	0.33	0.33	Ivory Coast	0.67	0.67	0.67	Senegal	0.00	0.00	0.00
Benin	0.00	0.67	0.67	Jamaica	0.00	0.00	0.00	Serbia	1.00	1.00	1.00
Bhutan	0.00	1.00	1.00	Japan	0.00	0.67	0.67	Seychelles	0.00	0.00	0.00
Bolivia	0.67	0.67	0.67	Jordan	1.00	1.00	1.00	Sierra Leone	0.00	0.00	0.00
Bosnia-Herzegovina	0.00	0.33	0.33	Kazakhstan	0.67	1.00	1.00	Singapore	0.33	0.67	0.67
Botswana	0.00	0.00	0.00	Kenya	0.00	0.00	0.00	Slovakia	0.33	0.67	0.67
Brazil	0.00	0.00	0.00	Kiribati	0.00	0.00	0.00	Slovenia	0.67	0.67	0.67
Brunei	1.00	1.00	1.00	Kosovo	0.00	0.67	0.67	Solomon Islands	0.00	0.67	0.67
Bulgaria	0.67	0.67	0.67	Kuwait	0.67	1.00	1.00	Somalia	0.67	1.00	0.67
Burkina Faso	0.00	0.67	0.67	Kyrgyzstan	1.00	1.00	1.00	South Africa	0.00	0.33	0.33
Burma (Myanmar)	1.00	1.00	1.00	Laos	1.00	1.00	1.00	South Korea	0.67	0.67	0.67
Burundi	0.00	0.00	0.00	Latvia	0.67	0.33	0.33	South Sudan	n/a	0.67	0.67
Cambodia	0.67	0.67	0.67	Lebanon	0.00	0.33	0.33	Spain	0.67	0.67	0.67
Cameroon	0.00	0.00	0.00	Lesotho	0.00	0.00	0.00	Sri Lanka	0.67	0.67	0.67
Canada	0.00	0.00	0.00	Liberia	0.00	0.00	0.00	St. Kitts and Nevis	0.00	0.00	0.00
Cape Verde	0.00	0.00	0.00	Libya	0.00	0.67	0.67	St. Lucia	0.00	0.33	0.33
Central African Republic	0.00	0.00	0.00	Liechtenstein	0.00	0.00	0.00	St. Vincent and the Grenadines	0.00	0.00	0.00
Chad	0.67	0.67	0.67	Lithuania	0.67	0.67	0.67	Sudan	0.33	1.00	1.00
Chile	0.00	0.67	0.67	Luxembourg	0.00	0.67	0.67	Suriname	0.00	0.33	0.33
China	1.00	1.00	1.00	Macau	0.00	0.00	0.00	Swaziland	0.00	0.33	0.33
Colombia	0.00	0.00	0.00	Madagascar	0.00	0.00	0.00	Sweden	0.00	0.67	0.67
Comoros	1.00	1.00	1.00	Malawi	0.00	0.00	0.00	Switzerland	0.00	0.00	0.00
Costa Rica	0.00	0.67	0.67	Malaysia	0.00	1.00	1.00	Syria	0.00	1.00	1.00
Croatia	0.00	0.67	0.67	Maldives	1.00	1.00	1.00	Taiwan	0.67	0.67	0.67
Cuba	1.00	1.00	1.00	Mali	0.33	0.67	0.67	Tajikistan	1.00	1.00	1.00
Cyprus	0.00	0.00	0.00	Malta	0.00	0.00	0.00	Tanzania	0.33	0.67	0.67
Czech Republic	0.00	1.00	1.00	Marshall Islands	0.00	0.00	0.00	Thailand	0.67	1.00	1.00
Democratic Republic of the Congo	0.00	0.00	0.00	Mauritania	1.00	1.00	1.00	Timor-Leste	0.67	0.00	0.00
Denmark	0.67	0.67	0.67	Mauritius	0.00	0.00	0.00	Togo	0.00	1.00	1.00
Djibouti	0.67	0.67	0.67	Mexico	0.67	0.67	0.67	Tonga	0.00	0.00	0.00
Dominica	0.00	0.00	0.00	Moldova	0.67	0.00	0.00	Trinidad and Tobago	0.00	0.00	0.00
Dominican Republic	0.00	0.00	0.00	Monaco	0.00	0.00	0.00	Tunisia	0.00	1.00	1.00
Ecuador	0.00	0.67	0.67	Mongolia	0.00	1.00	0.00	Turkey	1.00	1.00	1.00
Egypt	1.00	1.00	1.00	Montenegro	0.00	0.67	0.67	Turkmenistan	1.00	1.00	1.00
El Salvador	0.00	0.00	0.67	Morocco	0.67	1.00	1.00	Tuvalu	0.00	0.00	0.00
Equatorial Guinea	0.00	0.67	0.67	Mozambique	0.67	0.67	0.67	Uganda	0.00	0.00	0.67
Eritrea	1.00	1.00	1.00	Namibia	0.33	0.00	0.00	Ukraine	0.33	0.67	0.67
Estonia	0.67	0.00	0.00	Nauru	0.00	0.00	0.00	United Arab Emirates	0.67	1.00	1.00
Ethiopia	0.00	0.67	1.00	Nepal	0.00	0.00	0.00	United Kingdom	0.00	0.00	0.00
Federated States of Micronesia	0.00	0.00	0.00	Netherlands	0.00	0.00	0.00	United States	0.67	0.00	0.00
Fiji	0.00	0.00	0.00	New Zealand	0.00	0.00	0.00	Uruguay	0.00	0.00	0.00
Finland	0.00	0.00	0.00	Nicaragua	0.00	0.00	0.00	Uzbekistan	1.00	1.00	1.00
France	0.67	1.00	1.00	Niger	0.33	0.67	0.67	Vanuatu	0.67	0.33	0.33
Gabon	0.00	0.00	0.00	Nigeria	0.67	0.67	0.00	Venezuela	0.67	0.67	1.00
Gambia	0.00	0.33	0.33	Norway	0.00	0.00	0.00	Vietnam	1.00	1.00	1.00
Georgia	0.33	1.00	1.00	Oman	1.00	1.00	1.00	Western Sahara	0.67	1.00	1.00
Germany	0.00	0.00	0.00	Pakistan	0.67	0.67	0.67	Yemen	0.00	0.67	0.67
Ghana	0.00	0.00	0.00	Palau	0.00	0.00	0.00	Zambia	0.33	1.00	1.00
Greece	1.00	0.67	1.00	Palestinian territories	0.67	0.67	0.67	Zimbabwe	0.00	0.00	0.00

## GRI.Q.15

Did the national government denounce one or more religious groups by characterizing them as dangerous “cults” or “sects”?

- 0 points 0.00 No
- Full point 1.00 Yes

Country / Territory	baseline year, ending JUN 2007	previous year, ending DEC 2015	latest year, ending DEC 2016	Country / Territory	baseline year, ending JUN 2007	previous year, ending DEC 2015	latest year, ending DEC 2016	Country / Territory	baseline year, ending JUN 2007	previous year, ending DEC 2015	latest year, ending DEC 2016
Afghanistan	0.00	0.00	1.00	Grenada	0.00	0.00	0.00	Panama	0.00	0.00	0.00
Albania	0.00	0.00	0.00	Guatemala	0.00	0.00	0.00	Papua New Guinea	0.00	0.00	0.00
Algeria	0.00	0.00	1.00	Guinea	0.00	0.00	0.00	Paraguay	0.00	0.00	0.00
Andorra	0.00	0.00	0.00	Guinea-Bissau	0.00	0.00	0.00	Peru	0.00	0.00	0.00
Angola	0.00	1.00	1.00	Guyana	0.00	0.00	0.00	Philippines	0.00	0.00	0.00
Antigua and Barbuda	0.00	0.00	0.00	Haiti	0.00	0.00	0.00	Poland	0.00	0.00	0.00
Argentina	0.00	0.00	0.00	Honduras	0.00	0.00	0.00	Portugal	0.00	0.00	0.00
Armenia	0.00	1.00	0.00	Hong Kong	0.00	0.00	0.00	Qatar	0.00	0.00	0.00
Australia	0.00	0.00	0.00	Hungary	0.00	0.00	0.00	Republic of Macedonia	0.00	0.00	0.00
Austria	1.00	1.00	1.00	Iceland	0.00	0.00	0.00	Republic of the Congo	0.00	0.00	0.00
Azerbaijan	1.00	0.00	0.00	India	0.00	0.00	0.00	Romania	1.00	0.00	0.00
Bahamas	0.00	0.00	0.00	Indonesia	0.00	1.00	1.00	Russia	1.00	1.00	1.00
Bahrain	0.00	0.00	0.00	Iran	1.00	1.00	1.00	Rwanda	0.00	0.00	0.00
Bangladesh	0.00	0.00	0.00	Iraq	0.00	0.00	0.00	Samoa	0.00	0.00	0.00
Barbados	0.00	0.00	0.00	Ireland	0.00	0.00	0.00	San Marino	0.00	0.00	0.00
Belarus	1.00	1.00	1.00	Israel	0.00	0.00	0.00	Sao Tome and Principe	0.00	0.00	0.00
Belgium	1.00	1.00	1.00	Italy	0.00	0.00	0.00	Saudi Arabia	0.00	1.00	1.00
Belize	0.00	0.00	0.00	Ivory Coast	0.00	0.00	0.00	Senegal	0.00	0.00	0.00
Benin	0.00	0.00	0.00	Jamaica	0.00	0.00	0.00	Serbia	1.00	0.00	0.00
Bhutan	0.00	0.00	0.00	Japan	0.00	0.00	0.00	Seychelles	0.00	0.00	0.00
Bolivia	0.00	0.00	0.00	Jordan	0.00	0.00	0.00	Sierra Leone	0.00	0.00	0.00
Bosnia-Herzegovina	0.00	0.00	0.00	Kazakhstan	1.00	1.00	1.00	Singapore	0.00	1.00	1.00
Botswana	0.00	0.00	0.00	Kenya	0.00	0.00	0.00	Slovakia	1.00	0.00	0.00
Brazil	0.00	0.00	0.00	Kiribati	0.00	0.00	0.00	Slovenia	0.00	0.00	0.00
Brunei	0.00	1.00	1.00	Kosovo	0.00	0.00	0.00	Solomon Islands	0.00	0.00	0.00
Bulgaria	0.00	0.00	1.00	Kuwait	0.00	0.00	0.00	Somalia	0.00	0.00	0.00
Burkina Faso	0.00	0.00	0.00	Kyrgyzstan	1.00	0.00	1.00	South Africa	0.00	0.00	0.00
Burma (Myanmar)	0.00	0.00	0.00	Laos	0.00	0.00	0.00	South Korea	0.00	0.00	0.00
Burundi	0.00	1.00	1.00	Latvia	0.00	0.00	0.00	South Sudan	n/a	0.00	0.00
Cambodia	0.00	0.00	0.00	Lebanon	0.00	0.00	0.00	Spain	0.00	0.00	0.00
Cameroon	0.00	0.00	0.00	Lesotho	0.00	0.00	0.00	Sri Lanka	0.00	0.00	0.00
Canada	0.00	0.00	0.00	Liberia	0.00	0.00	0.00	St. Kitts and Nevis	0.00	0.00	0.00
Cape Verde	0.00	0.00	0.00	Libya	0.00	0.00	0.00	St. Lucia	0.00	0.00	0.00
Central African Republic	0.00	0.00	0.00	Liechtenstein	0.00	0.00	0.00	St. Vincent and the Grenadines	0.00	0.00	0.00
Chad	0.00	0.00	0.00	Lithuania	0.00	0.00	0.00	Sudan	0.00	0.00	0.00
Chile	0.00	0.00	0.00	Luxembourg	0.00	0.00	0.00	Suriname	0.00	0.00	0.00
China	1.00	1.00	1.00	Macau	0.00	0.00	0.00	Swaziland	0.00	0.00	0.00
Colombia	0.00	0.00	0.00	Madagascar	0.00	0.00	0.00	Sweden	0.00	0.00	0.00
Comoros	0.00	0.00	0.00	Malawi	0.00	0.00	0.00	Switzerland	0.00	0.00	0.00
Costa Rica	0.00	0.00	0.00	Malaysia	0.00	1.00	1.00	Syria	0.00	0.00	0.00
Croatia	0.00	0.00	0.00	Maldives	0.00	0.00	0.00	Taiwan	0.00	0.00	0.00
Cuba	0.00	0.00	0.00	Mali	0.00	0.00	0.00	Tajikistan	0.00	0.00	1.00
Cyprus	0.00	0.00	0.00	Malta	0.00	0.00	0.00	Tanzania	0.00	0.00	0.00
Czech Republic	0.00	0.00	0.00	Marshall Islands	0.00	0.00	0.00	Thailand	0.00	0.00	0.00
Democratic Republic of the Congo	0.00	0.00	0.00	Mauritania	0.00	0.00	0.00	Timor-Leste	0.00	0.00	0.00
Denmark	0.00	0.00	0.00	Mauritius	0.00	0.00	0.00	Togo	0.00	0.00	0.00
Djibouti	0.00	0.00	0.00	Mexico	0.00	0.00	0.00	Tonga	0.00	0.00	0.00
Dominica	0.00	0.00	0.00	Moldova	0.00	0.00	0.00	Trinidad and Tobago	0.00	0.00	0.00
Dominican Republic	0.00	0.00	0.00	Monaco	1.00	1.00	1.00	Tunisia	0.00	0.00	0.00
Ecuador	0.00	0.00	0.00	Mongolia	0.00	0.00	0.00	Turkey	0.00	1.00	1.00
Egypt	0.00	1.00	0.00	Montenegro	0.00	0.00	0.00	Turkmenistan	0.00	0.00	1.00
El Salvador	0.00	0.00	0.00	Morocco	0.00	0.00	0.00	Tuvalu	0.00	0.00	0.00
Equatorial Guinea	0.00	0.00	0.00	Mozambique	0.00	0.00	0.00	Uganda	1.00	1.00	1.00
Eritrea	0.00	0.00	0.00	Namibia	0.00	0.00	0.00	Ukraine	0.00	0.00	0.00
Estonia	0.00	0.00	0.00	Nauru	0.00	0.00	0.00	United Arab Emirates	0.00	0.00	0.00
Ethiopia	0.00	0.00	0.00	Nepal	0.00	0.00	0.00	United Kingdom	0.00	0.00	0.00
Federated States of Micronesia	0.00	0.00	0.00	Netherlands	0.00	0.00	0.00	United States	0.00	0.00	0.00
Fiji	0.00	0.00	0.00	New Zealand	0.00	0.00	0.00	Uruguay	0.00	0.00	0.00
Finland	0.00	0.00	0.00	Nicaragua	0.00	0.00	0.00	Uzbekistan	1.00	1.00	1.00
France	1.00	1.00	1.00	Niger	0.00	0.00	0.00	Vanuatu	0.00	0.00	0.00
Gabon	0.00	0.00	0.00	Nigeria	0.00	0.00	0.00	Venezuela	0.00	0.00	0.00
Gambia	0.00	0.00	0.00	Norway	0.00	0.00	0.00	Vietnam	0.00	1.00	1.00
Georgia	0.00	0.00	0.00	Oman	0.00	0.00	0.00	Western Sahara	0.00	0.00	0.00
Germany	1.00	1.00	1.00	Pakistan	0.00	0.00	0.00	Yemen	0.00	0.00	0.00
Ghana	0.00	0.00	0.00	Palau	0.00	0.00	0.00	Zambia	0.00	0.00	0.00
Greece	0.00	0.00	0.00	Palestinian territories	0.00	0.00	0.00	Zimbabwe	0.00	0.00	0.00



## GRI.Q.16

Does any level of government formally ban any religious group?

- 0 points 0.00 No
- 1/3 point 0.33 Yes: Security reasons stated as rationale
- 2/3 point 0.67 Yes: Nonsecurity reasons stated as rationale
- Full point 1.00 Yes: Both security and nonsecurity reasons stated as rationale

Country / Territory	baseline year, ending JUN 2007	previous year, ending DEC 2015	latest year, ending DEC 2016	Country / Territory	baseline year, ending JUN 2007	previous year, ending DEC 2015	latest year, ending DEC 2016	Country / Territory	baseline year, ending JUN 2007	previous year, ending DEC 2015	latest year, ending DEC 2016
Afghanistan	0.00	0.67	0.67	Grenada	0.00	0.00	0.00	Panama	0.00	0.00	0.00
Albania	0.00	0.00	0.00	Guatemala	0.00	0.00	0.00	Papua New Guinea	0.00	0.00	0.00
Algeria	0.00	0.67	0.67	Guinea	0.00	0.00	0.00	Paraguay	0.00	0.00	0.00
Andorra	0.00	0.00	0.00	Guinea-Bissau	0.67	0.00	0.00	Peru	0.00	0.00	0.00
Angola	0.67	0.00	0.67	Guyana	0.00	0.00	0.00	Philippines	0.00	0.00	0.00
Antigua and Barbuda	0.00	0.00	0.00	Haiti	0.00	0.00	0.00	Poland	0.00	0.00	0.00
Argentina	0.00	0.00	0.00	Honduras	0.00	0.00	0.00	Portugal	0.00	0.00	0.00
Armenia	0.00	0.00	0.00	Hong Kong	0.00	0.00	0.00	Qatar	0.00	0.67	0.00
Australia	0.00	0.00	0.00	Hungary	0.00	0.00	0.00	Republic of Macedonia	0.00	0.00	0.00
Austria	0.00	0.00	0.00	Iceland	0.00	0.00	0.00	Republic of the Congo	0.00	0.00	1.00
Azerbaijan	0.00	0.67	0.67	India	0.33	0.00	0.00	Romania	0.00	0.00	0.00
Bahamas	0.67	0.67	0.67	Indonesia	0.67	0.67	0.67	Russia	1.00	0.67	1.00
Bahrain	0.00	0.67	0.67	Iran	0.67	1.00	1.00	Rwanda	0.00	0.00	0.00
Bangladesh	0.33	0.00	0.00	Iraq	0.67	0.67	0.67	Samoa	0.00	0.00	0.00
Barbados	0.00	0.00	0.00	Ireland	0.00	0.00	0.00	San Marino	0.00	0.00	0.00
Belarus	0.67	0.67	0.67	Israel	0.00	0.33	0.33	Sao Tome and Principe	0.00	0.00	0.00
Belgium	0.00	0.00	0.00	Italy	0.00	0.00	0.00	Saudi Arabia	1.00	0.33	0.33
Belize	0.00	0.00	0.00	Ivory Coast	0.00	0.00	0.00	Senegal	0.00	0.00	0.00
Benin	0.00	0.00	0.00	Jamaica	0.00	0.67	0.67	Serbia	0.00	0.00	0.00
Bhutan	0.00	0.00	0.00	Japan	0.00	0.00	0.00	Seychelles	0.00	0.00	0.00
Bolivia	0.00	0.00	0.00	Jordan	0.67	0.67	0.67	Sierra Leone	0.00	0.00	0.00
Bosnia-Herzegovina	0.00	0.00	0.00	Kazakhstan	0.33	1.00	1.00	Singapore	0.67	1.00	1.00
Botswana	0.00	0.00	0.00	Kenya	0.00	0.00	0.00	Slovakia	0.00	0.00	0.00
Brazil	0.00	0.00	0.00	Kiribati	0.00	0.00	0.00	Slovenia	0.00	0.00	0.00
Brunei	0.67	0.67	0.67	Kosovo	0.00	0.00	0.00	Solomon Islands	0.00	0.00	0.00
Bulgaria	0.00	0.00	0.00	Kuwait	0.00	0.00	0.00	Somalia	0.00	0.00	0.00
Burkina Faso	0.00	0.00	0.00	Kyrgyzstan	0.33	0.33	0.33	South Africa	0.00	0.00	0.00
Burma (Myanmar)	0.67	1.00	0.67	Laos	0.67	0.00	0.00	South Korea	0.00	0.00	0.00
Burundi	0.00	0.00	0.00	Latvia	0.00	0.00	0.00	South Sudan	0.00	0.00	0.00
Cambodia	0.00	0.00	0.00	Lebanon	0.00	0.00	0.00	Spain	0.00	0.00	0.00
Cameroon	0.33	0.00	0.00	Lesotho	0.00	0.00	0.00	Sri Lanka	0.00	0.00	0.00
Canada	0.00	0.00	0.00	Liberia	0.00	0.00	0.00	St. Kitts and Nevis	0.00	0.00	0.00
Cape Verde	0.00	0.00	0.00	Libya	0.67	0.00	0.00	St. Lucia	0.00	0.00	0.00
Central African Republic	0.33	0.00	0.00	Liechtenstein	0.00	0.00	0.00	St. Vincent and the Grenadines	0.00	0.00	0.00
Chad	1.00	0.33	0.33	Lithuania	0.00	0.00	0.00	Sudan	0.00	0.00	0.00
Chile	0.00	0.00	0.00	Luxembourg	0.00	0.00	0.00	Suriname	0.00	0.00	0.00
China	1.00	1.00	1.00	Macau	0.00	0.00	0.00	Swaziland	0.00	0.00	0.00
Colombia	0.00	0.00	0.00	Madagascar	0.33	0.00	0.00	Sweden	0.00	0.00	0.00
Comoros	0.00	0.67	1.00	Malawi	0.00	0.00	0.00	Switzerland	0.00	0.00	0.00
Costa Rica	0.00	0.00	0.00	Malaysia	0.67	0.67	0.67	Syria	0.67	1.00	1.00
Croatia	0.00	0.00	0.00	Maldives	0.00	0.00	0.00	Taiwan	0.00	0.00	0.00
Cuba	0.00	0.67	0.67	Mali	0.00	0.00	0.00	Tajikistan	0.33	1.00	1.00
Cyprus	0.00	0.00	0.00	Malta	0.00	0.00	0.00	Tanzania	0.00	0.00	0.00
Czech Republic	0.00	0.00	0.00	Marshall Islands	0.00	0.00	0.00	Thailand	0.00	0.00	0.00
Democratic Republic of the Congo	0.00	0.00	0.00	Mauritania	0.00	1.00	1.00	Timor-Leste	0.00	0.00	0.00
Denmark	0.00	0.00	0.00	Mauritius	0.00	0.00	0.00	Togo	0.00	0.00	0.00
Djibouti	0.00	0.00	0.00	Mexico	0.00	0.00	0.00	Tonga	0.00	0.00	0.00
Dominica	0.00	0.00	0.00	Moldova	0.00	0.00	0.00	Trinidad and Tobago	0.00	0.00	0.00
Dominican Republic	0.00	0.00	0.00	Monaco	0.00	0.00	0.00	Tunisia	0.00	0.00	0.00
Ecuador	0.00	0.00	0.00	Mongolia	0.00	0.00	0.00	Turkey	0.67	0.67	0.67
Egypt	1.00	1.00	1.00	Montenegro	0.00	0.00	0.00	Turkmenistan	0.33	1.00	1.00
El Salvador	0.00	0.00	0.00	Morocco	0.00	0.67	0.67	Tuvalu	0.67	0.67	0.00
Equatorial Guinea	0.00	0.00	0.00	Mozambique	0.00	0.00	0.00	Uganda	0.00	0.00	0.00
Eritrea	0.00	1.00	1.00	Namibia	0.00	0.00	0.00	Ukraine	0.00	0.00	0.00
Estonia	0.00	0.00	0.00	Nauru	0.00	0.00	0.00	United Arab Emirates	0.00	0.33	0.33
Ethiopia	0.00	0.00	0.00	Nepal	0.00	0.00	0.00	United Kingdom	0.00	0.00	0.00
Federated States of Micronesia	0.00	0.00	0.00	Netherlands	0.00	0.00	0.00	United States	0.00	0.00	0.00
Fiji	0.00	0.00	0.00	New Zealand	0.00	0.00	0.00	Uruguay	0.00	0.00	0.00
Finland	0.00	0.00	0.00	Nicaragua	0.00	0.00	0.00	Uzbekistan	0.33	1.00	1.00
France	0.00	0.00	0.00	Niger	0.00	0.00	0.00	Vanuatu	0.00	0.00	0.00
Gabon	0.67	0.00	0.00	Nigeria	0.00	0.00	0.33	Venezuela	0.00	0.00	0.00
Gambia	0.00	0.00	0.00	Norway	0.00	0.00	0.00	Vietnam	1.00	1.00	0.67
Georgia	0.00	0.67	0.67	Oman	0.00	0.00	0.00	Western Sahara	0.00	0.67	0.67
Germany	0.00	0.33	0.33	Pakistan	0.33	0.00	1.00	Yemen	0.00	0.00	0.00
Ghana	0.00	0.00	0.00	Palau	0.00	0.00	0.00	Zambia	0.00	0.00	0.00
Greece	0.00	0.00	0.00	Palestinian territories	0.00	0.00	0.00	Zimbabwe	0.00	0.00	0.00

## GRI.Q.17

Were there instances when the national government attempted to eliminate an entire religious group's presence in the country?

- 0 points 0.00 No
- Full point 1.00 Yes

Country / Territory	baseline year, ending JUN 2007	previous year, ending DEC 2015	latest year, ending DEC 2016	Country / Territory	baseline year, ending JUN 2007	previous year, ending DEC 2015	latest year, ending DEC 2016	Country / Territory	baseline year, ending JUN 2007	previous year, ending DEC 2015	latest year, ending DEC 2016
Afghanistan	0.00	1.00	1.00	Grenada	0.00	0.00	0.00	Panama	0.00	0.00	0.00
Albania	0.00	0.00	0.00	Guatemala	0.00	0.00	0.00	Papua New Guinea	0.00	0.00	0.00
Algeria	0.00	0.00	1.00	Guinea	0.00	0.00	0.00	Paraguay	0.00	0.00	0.00
Andorra	0.00	0.00	0.00	Guinea-Bissau	0.00	0.00	0.00	Peru	0.00	0.00	0.00
Angola	0.00	0.00	0.00	Guyana	0.00	0.00	0.00	Philippines	0.00	0.00	0.00
Antigua and Barbuda	0.00	0.00	0.00	Haiti	0.00	0.00	0.00	Poland	0.00	0.00	0.00
Argentina	0.00	0.00	0.00	Honduras	0.00	0.00	0.00	Portugal	0.00	0.00	0.00
Armenia	0.00	0.00	0.00	Hong Kong	0.00	0.00	0.00	Qatar	0.00	0.00	0.00
Australia	0.00	0.00	0.00	Hungary	0.00	0.00	0.00	Republic of Macedonia	0.00	0.00	0.00
Austria	0.00	0.00	0.00	Iceland	0.00	0.00	0.00	Republic of the Congo	0.00	0.00	0.00
Azerbaijan	0.00	1.00	1.00	India	0.00	0.00	0.00	Romania	0.00	0.00	0.00
Bahamas	0.00	0.00	0.00	Indonesia	0.00	1.00	1.00	Russia	0.00	1.00	1.00
Bahrain	0.00	1.00	1.00	Iran	0.00	1.00	1.00	Rwanda	0.00	0.00	0.00
Bangladesh	0.00	0.00	0.00	Iraq	0.00	0.00	0.00	Samoa	0.00	0.00	0.00
Barbados	0.00	0.00	0.00	Ireland	0.00	0.00	0.00	San Marino	0.00	0.00	0.00
Belarus	0.00	0.00	0.00	Israel	0.00	0.00	0.00	Sao Tome and Principe	0.00	0.00	0.00
Belgium	0.00	0.00	0.00	Italy	0.00	0.00	0.00	Saudi Arabia	1.00	0.00	0.00
Belize	0.00	0.00	0.00	Ivory Coast	0.00	0.00	0.00	Senegal	0.00	0.00	0.00
Benin	0.00	0.00	0.00	Jamaica	0.00	0.00	0.00	Serbia	0.00	0.00	0.00
Bhutan	0.00	0.00	0.00	Japan	0.00	0.00	0.00	Seychelles	0.00	0.00	0.00
Bolivia	0.00	0.00	0.00	Jordan	0.00	0.00	0.00	Sierra Leone	0.00	0.00	0.00
Bosnia-Herzegovina	0.00	0.00	0.00	Kazakhstan	0.00	0.00	0.00	Singapore	0.00	0.00	0.00
Botswana	0.00	0.00	0.00	Kenya	0.00	0.00	0.00	Slovakia	0.00	0.00	0.00
Brazil	0.00	0.00	0.00	Kiribati	0.00	0.00	0.00	Slovenia	0.00	0.00	0.00
Brunei	1.00	0.00	0.00	Kosovo	0.00	0.00	0.00	Solomon Islands	0.00	0.00	0.00
Bulgaria	0.00	0.00	0.00	Kuwait	1.00	0.00	0.00	Somalia	0.00	0.00	0.00
Burkina Faso	0.00	0.00	0.00	Kyrgyzstan	0.00	0.00	0.00	South Africa	0.00	0.00	0.00
Burma (Myanmar)	1.00	1.00	1.00	Laos	1.00	0.00	0.00	South Korea	0.00	0.00	0.00
Burundi	0.00	0.00	0.00	Latvia	0.00	0.00	0.00	South Sudan	n/a	0.00	0.00
Cambodia	0.00	0.00	0.00	Lebanon	0.00	0.00	0.00	Spain	0.00	0.00	0.00
Cameroon	0.00	0.00	0.00	Lesotho	0.00	0.00	0.00	Sri Lanka	0.00	0.00	0.00
Canada	0.00	0.00	0.00	Liberia	0.00	0.00	0.00	St. Kitts and Nevis	0.00	0.00	0.00
Cape Verde	0.00	0.00	0.00	Libya	0.00	0.00	0.00	St. Lucia	0.00	0.00	0.00
Central African Republic	1.00	0.00	0.00	Liechtenstein	0.00	0.00	0.00	St. Vincent and the Grenadines	0.00	0.00	0.00
Chad	0.00	0.00	0.00	Lithuania	0.00	0.00	0.00	Sudan	0.00	1.00	0.00
Chile	0.00	0.00	0.00	Luxembourg	0.00	0.00	0.00	Suriname	0.00	0.00	0.00
China	1.00	1.00	1.00	Macau	0.00	0.00	1.00	Swaziland	0.00	0.00	0.00
Colombia	0.00	0.00	0.00	Madagascar	0.00	0.00	0.00	Sweden	0.00	0.00	0.00
Comoros	1.00	0.00	0.00	Malawi	0.00	0.00	0.00	Switzerland	0.00	0.00	0.00
Costa Rica	0.00	0.00	0.00	Malaysia	1.00	1.00	1.00	Syria	0.00	1.00	1.00
Croatia	0.00	0.00	0.00	Maldives	1.00	0.00	0.00	Taiwan	0.00	0.00	0.00
Cuba	1.00	0.00	0.00	Mali	0.00	0.00	0.00	Tajikistan	0.00	1.00	1.00
Cyprus	0.00	0.00	0.00	Malta	0.00	0.00	0.00	Tanzania	0.00	0.00	0.00
Czech Republic	0.00	0.00	0.00	Marshall Islands	0.00	0.00	0.00	Thailand	0.00	0.00	0.00
Democratic Republic of the Congo	0.00	0.00	0.00	Mauritania	1.00	0.00	0.00	Timor-Leste	0.00	0.00	0.00
Denmark	0.00	0.00	0.00	Mauritius	0.00	0.00	0.00	Togo	0.00	0.00	0.00
Djibouti	0.00	0.00	0.00	Mexico	0.00	0.00	0.00	Tonga	0.00	0.00	0.00
Dominica	0.00	0.00	0.00	Moldova	0.00	0.00	0.00	Trinidad and Tobago	0.00	0.00	0.00
Dominican Republic	0.00	0.00	0.00	Monaco	0.00	0.00	0.00	Tunisia	0.00	0.00	0.00
Ecuador	0.00	0.00	0.00	Mongolia	0.00	0.00	0.00	Turkey	0.00	0.00	0.00
Egypt	0.00	1.00	1.00	Montenegro	0.00	0.00	0.00	Turkmenistan	1.00	1.00	1.00
El Salvador	0.00	0.00	0.00	Morocco	0.00	0.00	0.00	Tuvalu	0.00	0.00	0.00
Equatorial Guinea	0.00	0.00	0.00	Mozambique	0.00	0.00	0.00	Uganda	0.00	0.00	0.00
Eritrea	1.00	1.00	1.00	Namibia	0.00	0.00	0.00	Ukraine	0.00	0.00	0.00
Estonia	0.00	0.00	0.00	Nauru	0.00	0.00	0.00	United Arab Emirates	0.00	0.00	0.00
Ethiopia	0.00	0.00	0.00	Nepal	0.00	0.00	0.00	United Kingdom	0.00	0.00	0.00
Federated States of Micronesia	0.00	0.00	0.00	Netherlands	0.00	0.00	0.00	United States	0.00	0.00	0.00
Fiji	0.00	0.00	0.00	New Zealand	0.00	0.00	0.00	Uruguay	0.00	0.00	0.00
Finland	0.00	0.00	0.00	Nicaragua	0.00	0.00	0.00	Uzbekistan	1.00	0.00	0.00
France	0.00	0.00	0.00	Niger	0.00	0.00	0.00	Vanuatu	0.00	0.00	0.00
Gabon	0.00	0.00	0.00	Nigeria	0.00	0.00	0.00	Venezuela	0.00	0.00	0.00
Gambia	0.00	0.00	0.00	Norway	0.00	0.00	0.00	Vietnam	1.00	1.00	1.00
Georgia	0.00	0.00	0.00	Oman	0.00	0.00	0.00	Western Sahara	0.00	0.00	0.00
Germany	0.00	0.00	0.00	Pakistan	0.00	1.00	1.00	Yemen	0.00	0.00	0.00
Ghana	0.00	0.00	0.00	Palau	0.00	0.00	0.00	Zambia	0.00	0.00	0.00
Greece	0.00	0.00	0.00	Palestinian territories	0.00	0.00	0.00	Zimbabwe	0.00	0.00	0.00

## GRI.Q.18

Does any level of government ask religious groups to register for any reason, including to be eligible for benefits such as tax exemption?

- 0 points 0.00 No
- 1/3 point 0.33 Yes, but in a nondiscriminatory way
- 2/3 point 0.67 Yes, and the process adversely affects the ability of some religious groups to operate
- Full point 1.00 Yes, and the process clearly discriminates against some religious groups

Country / Territory	baseline year, ending JUN 2007	previous year, ending DEC 2015	latest year, ending DEC 2016	Country / Territory	baseline year, ending JUN 2007	previous year, ending DEC 2015	latest year, ending DEC 2016	Country / Territory	baseline year, ending JUN 2007	previous year, ending DEC 2015	latest year, ending DEC 2016
Afghanistan	0.00	0.33	0.33	Grenada	0.33	0.33	0.33	Panama	0.33	0.33	0.33
Albania	0.33	0.33	0.33	Guatemala	0.67	1.00	1.00	Papua New Guinea	0.00	0.33	0.33
Algeria	0.33	1.00	1.00	Guinea	0.67	0.33	0.33	Paraguay	0.33	0.67	0.67
Andorra	0.33	0.33	0.33	Guinea-Bissau	0.67	0.33	0.33	Peru	1.00	1.00	1.00
Angola	1.00	1.00	1.00	Guyana	0.33	0.33	0.33	Philippines	0.33	0.33	0.33
Antigua and Barbuda	0.33	0.33	0.33	Haiti	1.00	1.00	1.00	Poland	0.33	1.00	1.00
Argentina	1.00	0.33	0.33	Honduras	0.33	1.00	1.00	Portugal	0.33	0.67	0.67
Armenia	0.33	1.00	1.00	Hong Kong	0.00	1.00	1.00	Qatar	0.67	1.00	1.00
Australia	0.33	0.33	0.33	Hungary	0.33	1.00	1.00	Republic of Macedonia	1.00	1.00	1.00
Austria	1.00	1.00	1.00	Iceland	0.67	1.00	1.00	Republic of the Congo	0.67	0.67	0.67
Azerbaijan	1.00	1.00	1.00	India	0.00	0.00	0.00	Romania	1.00	1.00	1.00
Bahamas	0.00	0.33	0.33	Indonesia	1.00	1.00	1.00	Russia	1.00	1.00	1.00
Bahrain	0.67	0.67	0.67	Iran	1.00	1.00	1.00	Rwanda	0.67	0.67	0.67
Bangladesh	0.67	0.67	0.67	Iraq	1.00	1.00	1.00	Samoa	0.00	0.33	0.33
Barbados	0.33	0.33	0.33	Ireland	0.00	0.00	0.00	San Marino	0.00	0.33	0.33
Belarus	1.00	1.00	1.00	Israel	1.00	1.00	1.00	Sao Tome and Principe	0.33	0.67	0.67
Belgium	1.00	1.00	1.00	Italy	0.67	0.67	0.67	Saudi Arabia	0.00	0.00	0.00
Belize	0.33	0.33	0.33	Ivory Coast	0.33	0.67	0.67	Senegal	0.33	0.67	0.67
Benin	0.33	0.33	0.33	Jamaica	0.33	0.33	0.33	Serbia	1.00	1.00	1.00
Bhutan	0.00	1.00	1.00	Japan	0.33	0.33	0.33	Seychelles	0.33	1.00	1.00
Bolivia	0.67	0.67	0.67	Jordan	1.00	1.00	1.00	Sierra Leone	0.00	0.67	0.67
Bosnia-Herzegovina	0.00	1.00	1.00	Kazakhstan	0.67	1.00	1.00	Singapore	1.00	1.00	1.00
Botswana	0.67	1.00	1.00	Kenya	0.67	0.67	0.67	Slovakia	1.00	1.00	1.00
Brazil	0.00	0.33	0.33	Kiribati	0.00	1.00	1.00	Slovenia	0.33	1.00	1.00
Brunei	1.00	1.00	1.00	Kosovo	0.33	0.00	0.00	Solomon Islands	0.33	0.33	0.33
Bulgaria	0.67	0.67	0.67	Kuwait	0.33	1.00	1.00	Somalia	0.00	0.33	0.33
Burkina Faso	0.33	0.33	0.33	Kyrgyzstan	0.67	1.00	1.00	South Africa	0.00	0.33	0.33
Burma (Myanmar)	1.00	0.00	0.67	Laos	1.00	1.00	1.00	South Korea	0.00	0.33	0.33
Burundi	0.33	0.33	0.33	Latvia	0.33	1.00	1.00	South Sudan	n/a	0.33	0.33
Cambodia	0.33	1.00	1.00	Lebanon	0.33	0.67	0.67	Spain	1.00	1.00	1.00
Cameroon	0.67	0.33	0.67	Lesotho	0.00	0.33	0.33	Sri Lanka	1.00	0.67	0.67
Canada	0.00	0.33	0.33	Liberia	0.33	0.33	0.33	St. Kitts and Nevis	0.33	0.33	0.33
Cape Verde	0.33	0.33	0.33	Libya	0.00	0.00	0.00	St. Lucia	0.33	0.33	1.00
Central African Republic	1.00	1.00	1.00	Liechtenstein	0.00	0.33	0.33	St. Vincent and the Grenadines	0.00	0.00	0.00
Chad	0.33	0.67	0.67	Lithuania	0.33	1.00	1.00	Sudan	1.00	0.67	0.67
Chile	0.33	0.33	0.33	Luxembourg	0.67	0.33	0.33	Suriname	0.00	0.33	0.33
China	1.00	1.00	1.00	Macau	0.33	0.33	0.33	Swaziland	0.67	0.33	0.33
Colombia	1.00	1.00	1.00	Madagascar	1.00	1.00	1.00	Sweden	0.67	0.00	0.33
Comoros	0.00	1.00	1.00	Malawi	0.33	0.33	0.33	Switzerland	0.33	0.33	0.33
Costa Rica	0.33	1.00	1.00	Malaysia	1.00	1.00	1.00	Syria	0.67	1.00	1.00
Croatia	0.33	1.00	1.00	Maldives	0.00	1.00	1.00	Taiwan	0.33	0.67	0.67
Cuba	0.67	1.00	1.00	Mali	0.33	0.33	0.33	Tajikistan	0.67	1.00	1.00
Cyprus	0.33	0.33	0.33	Malta	0.00	0.33	0.33	Tanzania	1.00	1.00	1.00
Czech Republic	1.00	1.00	1.00	Marshall Islands	0.00	0.00	0.00	Thailand	0.67	1.00	1.00
Democratic Republic of the Congo	0.33	0.33	0.33	Mauritania	0.00	0.00	1.00	Timor-Leste	1.00	0.33	0.33
Denmark	1.00	1.00	1.00	Mauritius	0.33	1.00	1.00	Togo	1.00	1.00	1.00
Djibouti	0.67	0.67	1.00	Mexico	1.00	0.67	0.67	Tonga	0.33	0.33	0.33
Dominica	0.33	1.00	1.00	Moldova	1.00	1.00	1.00	Trinidad and Tobago	0.33	0.33	0.33
Dominican Republic	0.33	1.00	1.00	Monaco	1.00	1.00	1.00	Tunisia	1.00	1.00	1.00
Ecuador	0.67	1.00	1.00	Mongolia	0.67	1.00	1.00	Turkey	1.00	1.00	1.00
Egypt	1.00	1.00	1.00	Montenegro	0.00	0.33	0.33	Turkmenistan	1.00	1.00	1.00
El Salvador	0.33	0.33	0.33	Morocco	1.00	1.00	1.00	Tuvalu	0.33	1.00	1.00
Equatorial Guinea	1.00	0.67	0.67	Mozambique	0.33	0.33	0.33	Uganda	0.67	1.00	1.00
Eritrea	1.00	1.00	1.00	Namibia	0.00	1.00	1.00	Ukraine	0.67	1.00	1.00
Estonia	0.33	1.00	1.00	Nauru	0.67	1.00	1.00	United Arab Emirates	0.33	1.00	1.00
Ethiopia	1.00	1.00	1.00	Nepal	1.00	0.67	1.00	United Kingdom	0.00	0.33	0.33
Federated States of Micronesia	0.00	0.00	0.00	Netherlands	0.00	0.67	0.67	United States	0.33	0.33	0.33
Fiji	0.00	0.33	0.33	New Zealand	0.33	0.33	0.33	Uruguay	0.33	0.33	0.33
Finland	0.33	1.00	1.00	Nicaragua	0.33	0.33	0.33	Uzbekistan	1.00	1.00	1.00
France	0.67	0.33	0.33	Niger	0.33	0.67	0.67	Vanuatu	0.33	0.33	0.33
Gabon	1.00	0.67	0.67	Nigeria	0.33	0.33	0.33	Venezuela	0.67	0.67	0.67
Gambia	0.00	0.00	0.00	Norway	0.33	0.33	0.33	Vietnam	1.00	1.00	1.00
Georgia	0.67	0.67	0.67	Oman	1.00	1.00	1.00	Western Sahara	1.00	1.00	1.00
Germany	1.00	1.00	1.00	Pakistan	0.33	0.00	0.00	Yemen	0.00	0.00	0.00
Ghana	0.33	0.33	0.33	Palau	0.33	0.33	0.33	Zambia	0.67	0.33	0.67
Greece	1.00	1.00	1.00	Palestinian territories	0.00	0.67	0.67	Zimbabwe	0.00	0.33	0.33

## GRI.Q.19

Did any level of government use force toward religious groups that resulted in individuals being killed, physically abused, imprisoned, detained or displaced from their homes, or having their personal or religious properties damaged or destroyed?

- 0 points 0.00 No
- 1/5 point 0.20 Yes, 1-9 cases of government force
- 2/5 point 0.40 Yes, 10-200 cases of government force
- 3/5 point 0.60 Yes, 201-1,000 cases of government force
- 4/5 point 0.80 Yes, 1,001-9,999 cases of government force
- Full point 1.00 Yes, 10,000+ cases of government force

Country / Territory	baseline year, ending JUN 2007	previous year, ending DEC 2015	latest year, ending DEC 2016	Country / Territory	baseline year, ending JUN 2007	previous year, ending DEC 2015	latest year, ending DEC 2016	Country / Territory	baseline year, ending JUN 2007	previous year, ending DEC 2015	latest year, ending DEC 2016
Afghanistan	0.20	0.20	0.20	Grenada	0.00	0.00	0.00	Panama	0.00	0.20	0.20
Albania	0.00	0.20	0.20	Guatemala	0.00	0.00	0.20	Papua New Guinea	0.00	0.00	0.00
Algeria	0.00	0.40	0.40	Guinea	0.00	0.00	0.00	Paraguay	0.00	0.00	0.20
Andorra	0.00	0.00	0.00	Guinea-Bissau	0.00	0.00	0.00	Peru	0.00	0.00	0.00
Angola	0.00	0.40	0.40	Guyana	0.00	0.00	0.00	Philippines	0.00	0.00	0.00
Antigua and Barbuda	0.00	0.00	0.00	Haiti	0.00	0.00	0.00	Poland	0.00	0.20	0.20
Argentina	0.00	0.00	0.00	Honduras	0.00	0.00	0.00	Portugal	0.00	0.00	0.00
Armenia	0.40	0.00	0.20	Hong Kong	0.00	0.00	0.00	Qatar	0.00	0.00	0.00
Australia	0.40	0.00	0.20	Hungary	0.00	0.20	0.00	Republic of Macedonia	0.00	0.20	0.20
Austria	0.20	0.00	0.00	Iceland	0.00	0.00	0.00	Republic of the Congo	0.00	0.00	0.40
Azerbaijan	0.40	0.40	0.60	India	0.40	0.40	0.40	Romania	0.20	0.20	0.20
Bahamas	0.00	0.20	0.00	Indonesia	0.40	0.80	1.00	Russia	0.40	0.60	0.60
Bahrain	0.00	0.40	0.40	Iran	0.40	0.80	0.80	Rwanda	0.40	0.40	0.40
Bangladesh	0.20	0.40	0.60	Iraq	0.40	0.60	1.00	Samoa	0.00	0.00	0.00
Barbados	0.00	0.00	0.00	Ireland	0.00	0.00	0.00	San Marino	0.00	0.00	0.00
Belarus	0.40	0.40	0.40	Israel	0.00	0.40	0.40	Sao Tome and Principe	0.00	0.00	0.00
Belgium	0.00	0.20	0.40	Italy	0.00	0.40	0.20	Saudi Arabia	0.40	0.60	0.60
Belize	0.00	0.00	0.00	Ivory Coast	0.00	0.00	0.00	Senegal	0.00	0.20	0.20
Benin	0.00	0.00	0.20	Jamaica	0.00	0.20	0.00	Serbia	0.00	0.20	0.00
Bhutan	1.00	0.20	0.00	Japan	0.00	0.00	0.00	Seychelles	0.00	0.00	0.00
Bolivia	0.00	0.00	0.00	Jordan	0.20	0.20	0.20	Sierra Leone	0.00	0.20	0.20
Bosnia-Herzegovina	0.00	0.20	0.20	Kazakhstan	0.40	0.40	0.40	Singapore	0.40	0.40	0.40
Botswana	0.00	0.00	0.00	Kenya	0.20	0.40	0.40	Slovakia	0.00	0.00	0.00
Brazil	0.00	0.00	0.20	Kiribati	0.00	0.00	0.00	Slovenia	0.00	0.20	0.20
Brunei	0.40	0.40	0.40	Kosovo	0.00	0.20	0.20	Solomon Islands	0.00	0.00	0.00
Bulgaria	0.00	0.40	0.40	Kuwait	0.00	0.40	0.40	Somalia	0.40	0.20	0.20
Burkina Faso	0.00	0.00	0.00	Kyrgyzstan	0.40	0.60	0.80	South Africa	0.00	0.20	0.00
Burma (Myanmar)	1.00	1.00	1.00	Laos	0.40	0.40	0.40	South Korea	0.60	0.60	0.60
Burundi	0.00	0.40	0.40	Latvia	0.00	0.20	0.00	South Sudan	n/a	0.20	0.20
Cambodia	0.00	0.40	0.40	Lebanon	0.00	0.20	0.00	Spain	0.00	0.00	0.00
Cameroon	0.00	0.40	0.40	Lesotho	0.00	0.00	0.00	Sri Lanka	0.40	0.60	0.40
Canada	0.00	0.00	0.00	Liberia	0.40	0.00	0.20	St. Kitts and Nevis	0.00	0.20	0.20
Cape Verde	0.00	0.00	0.00	Libya	0.00	0.20	0.20	St. Lucia	0.00	0.00	0.00
Central African Republic	0.40	0.20	0.20	Liechtenstein	0.00	0.00	0.00	St. Vincent and the Grenadines	0.00	0.00	0.00
Chad	0.00	0.40	0.00	Lithuania	0.00	0.20	0.20	Sudan	0.20	0.40	0.40
Chile	0.00	0.00	0.20	Luxembourg	0.00	0.00	0.00	Suriname	0.00	0.00	0.00
China	0.80	1.00	1.00	Macau	0.00	0.00	0.00	Swaziland	0.00	0.00	0.00
Colombia	0.00	0.00	0.20	Madagascar	0.00	0.20	0.20	Sweden	0.00	0.00	0.00
Comoros	0.20	0.20	0.20	Malawi	0.00	0.00	0.00	Switzerland	0.00	0.00	0.20
Costa Rica	0.00	0.00	0.00	Malaysia	0.40	0.40	0.40	Syria	0.40	0.60	1.00
Croatia	0.00	0.20	0.20	Maldives	0.40	0.20	0.40	Taiwan	0.00	0.00	0.00
Cuba	0.00	0.40	0.60	Mali	0.00	0.00	0.00	Tajikistan	0.40	1.00	0.80
Cyprus	0.00	0.00	0.00	Malta	0.00	0.00	0.00	Tanzania	0.00	0.60	0.20
Czech Republic	0.00	0.20	0.00	Marshall Islands	0.00	0.00	0.00	Thailand	0.20	0.40	0.80
Democratic Republic of the Congo	0.40	0.20	0.20	Mauritania	0.40	0.20	0.20	Timor-Leste	0.00	0.00	0.00
Denmark	0.00	0.00	0.00	Mauritius	0.00	0.00	0.00	Togo	0.00	0.00	0.00
Djibouti	0.00	0.40	0.00	Mexico	0.40	0.40	0.60	Tonga	0.00	0.00	0.00
Dominica	0.00	0.00	0.00	Moldova	0.20	0.20	0.20	Trinidad and Tobago	0.00	0.00	0.00
Dominican Republic	0.00	0.00	0.00	Monaco	0.00	0.00	0.00	Tunisia	0.40	0.60	0.40
Ecuador	0.20	0.00	0.00	Mongolia	0.00	0.00	0.00	Turkey	0.40	0.60	1.00
Egypt	0.80	1.00	0.40	Montenegro	0.00	0.20	0.20	Turkmenistan	0.40	0.40	0.40
El Salvador	0.00	0.00	0.00	Morocco	0.20	0.40	0.20	Tuvalu	0.00	0.00	0.00
Equatorial Guinea	0.20	0.20	0.00	Mozambique	0.00	0.20	0.20	Uganda	0.00	0.40	0.60
Eritrea	0.60	0.80	0.80	Namibia	0.00	0.40	0.20	Ukraine	0.00	0.40	0.40
Estonia	0.00	0.00	0.00	Nauru	0.00	0.00	0.00	United Arab Emirates	0.00	0.60	0.40
Ethiopia	0.20	0.40	0.60	Nepal	0.00	0.20	0.40	United Kingdom	0.00	0.00	0.00
Federated States of Micronesia	0.00	0.00	0.00	Netherlands	0.00	0.00	0.00	United States	0.00	0.40	0.00
Fiji	0.00	0.00	0.00	New Zealand	0.00	0.00	0.00	Uruguay	0.00	0.00	0.00
Finland	0.20	0.00	0.00	Nicaragua	0.00	0.20	0.20	Uzbekistan	0.60	0.80	0.40
France	0.40	0.60	0.80	Niger	0.20	0.20	0.60	Vanuatu	0.00	0.00	0.00
Gabon	0.00	0.00	0.00	Nigeria	0.20	0.60	0.60	Venezuela	0.00	0.20	0.00
Gambia	0.00	0.20	0.40	Norway	0.00	0.00	0.00	Vietnam	0.60	0.60	0.40
Georgia	0.00	0.20	0.20	Oman	0.00	0.00	0.20	Western Sahara	0.00	0.00	0.00
Germany	0.00	0.40	0.00	Pakistan	0.40	0.80	0.40	Yemen	0.40	0.20	0.40
Ghana	0.00	0.20	0.00	Palau	0.00	0.00	0.00	Zambia	0.00	0.40	0.20
Greece	0.40	0.00	0.40	Palestinian territories	0.40	0.00	0.20	Zimbabwe	0.20	0.20	0.00

## GRI.Q.20

Do some religious groups receive government support or favors, such as funding, official recognition or special access?

For some of the components below, coders may assign partial values

- 0 points 0.00 No
- + 1/5 point 0.20 Yes, the country's constitution or basic law recognizes a favored religion or religions (see GRI.Q.20.1)
- + 1/5 point 0.20 Yes, one or more religious groups have privileges or government access unavailable to other religious groups (see GRI.Q.20.2)
- + 1/5 point 0.20 Yes, the government provides funds or other resources to one or more religious groups (see GRI.Q.20.3)
- + 1/5 point 0.20 Yes, religious education is required in public schools by local governments or the national government (see GRI.Q.20.4)
- + 1/5 point 0.20 Yes, the national government defers in some way to religious authorities, texts or doctrines on legal issues (see GRI.Q.20.5)

Country / Territory	baseline year, ending JUN 2007	previous year, ending DEC 2015	latest year, ending DEC 2016	Country / Territory	baseline year, ending JUN 2007	previous year, ending DEC 2015	latest year, ending DEC 2016	Country / Territory	baseline year, ending JUN 2007	previous year, ending DEC 2015	latest year, ending DEC 2016
Afghanistan	0.93	1.00	1.00	Grenada	0.00	0.15	0.15	Panama	0.42	0.68	0.72
Albania	0.05	0.18	0.25	Guatemala	0.12	0.52	0.52	Papua New Guinea	0.33	0.65	0.65
Algeria	1.00	0.97	0.97	Guinea	0.23	0.50	0.50	Paraguay	0.22	0.48	0.45
Andorra	0.42	0.48	0.48	Guinea-Bissau	0.10	0.20	0.00	Peru	0.55	0.75	0.75
Angola	0.23	0.10	0.17	Guyana	0.15	0.15	0.15	Philippines	0.33	0.55	0.55
Antigua and Barbuda	0.13	0.03	0.03	Haiti	0.18	0.35	0.55	Poland	0.22	0.40	0.72
Argentina	0.48	0.48	0.48	Honduras	0.00	0.22	0.22	Portugal	0.35	0.20	0.20
Armenia	0.43	0.93	0.93	Hong Kong	0.30	0.20	0.20	Qatar	0.97	1.00	1.00
Australia	0.03	0.23	0.27	Hungary	0.20	0.50	0.30	Republic of Macedonia	0.13	0.50	0.55
Austria	0.37	0.37	0.43	Iceland	0.80	0.93	0.97	Republic of the Congo	0.00	0.03	0.03
Azerbaijan	0.00	0.27	0.27	India	0.75	0.38	0.48	Romania	0.65	0.40	0.35
Bahamas	0.22	0.62	0.62	Indonesia	0.82	0.93	0.93	Russia	0.45	0.85	0.85
Bahrain	1.00	1.00	1.00	Iran	0.93	0.87	0.87	Rwanda	0.10	0.23	0.33
Bangladesh	1.00	0.97	1.00	Iraq	0.90	1.00	1.00	Samoa	0.10	0.65	0.65
Barbados	0.17	0.15	0.35	Ireland	0.03	0.38	0.42	San Marino	0.22	0.48	0.48
Belarus	0.47	0.48	0.48	Israel	1.00	0.80	0.80	Sao Tome and Principe	0.00	0.00	0.03
Belgium	0.23	0.42	0.42	Italy	0.48	0.52	0.52	Saudi Arabia	1.00	1.00	1.00
Belize	0.43	0.40	0.40	Ivory Coast	0.30	0.17	0.13	Senegal	0.27	0.43	0.47
Benin	0.00	0.03	0.03	Jamaica	0.15	0.12	0.32	Serbia	0.75	0.30	0.50
Bhutan	0.80	0.60	0.60	Japan	0.00	0.03	0.03	Seychelles	0.23	0.40	0.47
Bolivia	0.28	0.12	0.15	Jordan	0.93	1.00	1.00	Sierra Leone	0.00	0.27	0.27
Bosnia-Herzegovina	0.17	0.37	0.37	Kazakhstan	0.17	0.17	0.17	Singapore	0.25	0.65	0.65
Botswana	0.37	0.07	0.07	Kenya	0.40	0.60	0.60	Slovakia	0.43	0.23	0.27
Brazil	0.03	0.17	0.17	Kiribati	0.00	0.12	0.15	Slovenia	0.13	0.35	0.35
Brunei	1.00	0.93	0.93	Kosovo	0.23	0.27	0.47	Solomon Islands	0.27	0.37	0.40
Bulgaria	0.32	0.50	0.48	Kuwait	1.00	1.00	1.00	Somalia	0.40	0.80	0.87
Burkina Faso	0.00	0.27	0.13	Kyrgyzstan	0.37	0.13	0.13	South Africa	0.00	0.03	0.03
Burma (Myanmar)	0.75	0.55	0.55	Laos	0.15	0.58	0.58	South Korea	0.12	0.15	0.15
Burundi	0.03	0.08	0.15	Latvia	0.23	0.40	0.47	South Sudan	n/a	0.32	0.32
Cambodia	0.53	0.53	0.53	Lebanon	0.37	0.57	0.57	Spain	0.48	0.48	0.52
Cameroon	0.10	0.18	0.18	Lesotho	0.08	0.33	0.33	Sri Lanka	0.88	0.82	0.82
Canada	0.20	0.28	0.28	Liberia	0.22	0.17	0.17	St. Kitts and Nevis	0.15	0.05	0.18
Cape Verde	0.22	0.35	0.75	Libya	0.93	0.87	0.87	St. Lucia	0.17	0.15	0.15
Central African Republic	0.17	0.12	0.17	Liechtenstein	0.60	0.70	0.73	St. Vincent and the Grenadines	0.17	0.12	0.12
Chad	0.48	0.20	0.17	Lithuania	0.30	0.50	0.50	Sudan	0.88	1.00	1.00
Chile	0.48	0.42	0.45	Luxembourg	0.23	0.33	0.30	Suriname	0.07	0.12	0.15
China	0.37	0.43	0.50	Macau	0.18	0.10	0.10	Swaziland	0.28	0.48	0.48
Colombia	0.48	0.15	0.15	Madagascar	0.17	0.17	0.13	Sweden	0.23	0.38	0.35
Comoros	0.42	0.87	0.87	Malawi	0.03	0.42	0.45	Switzerland	0.33	0.33	0.33
Costa Rica	0.53	0.77	0.97	Malaysia	0.93	1.00	1.00	Syria	0.95	0.95	0.95
Croatia	0.47	0.28	0.28	Maldives	1.00	1.00	1.00	Taiwan	0.00	0.03	0.03
Cuba	0.22	0.22	0.15	Mali	0.10	0.30	0.28	Tajikistan	0.37	0.62	0.62
Cyprus	0.37	0.90	0.90	Malta	0.93	0.73	0.73	Tanzania	0.37	0.37	0.37
Czech Republic	0.23	0.23	0.23	Marshall Islands	0.00	0.03	0.12	Thailand	0.55	0.70	0.90
Democratic Republic of the Congo	0.03	0.12	0.12	Mauritania	0.93	1.00	1.00	Timor-Leste	0.15	0.68	0.65
Denmark	0.80	0.90	0.90	Mauritius	0.10	0.42	0.40	Togo	0.10	0.43	0.43
Djibouti	0.40	0.77	0.77	Mexico	0.07	0.12	0.12	Tonga	0.15	0.58	0.72
Dominica	0.17	0.12	0.12	Moldova	0.42	0.52	0.52	Trinidad and Tobago	0.23	0.30	0.35
Dominican Republic	0.47	0.73	0.80	Monaco	0.40	0.40	0.40	Tunisia	1.00	1.00	1.00
Ecuador	0.00	0.12	0.07	Mongolia	0.17	0.52	0.52	Turkey	0.55	0.55	0.55
Egypt	0.73	1.00	1.00	Montenegro	0.00	0.17	0.20	Turkmenistan	0.75	0.23	0.50
El Salvador	0.15	0.38	0.42	Morocco	0.80	1.00	1.00	Tuvalu	0.10	0.40	0.40
Equatorial Guinea	0.43	0.70	0.90	Mozambique	0.10	0.00	0.15	Uganda	0.30	0.13	0.13
Eritrea	0.30	0.57	0.57	Namibia	0.00	0.07	0.07	Ukraine	0.17	0.08	0.08
Estonia	0.07	0.15	0.15	Nauru	0.10	0.00	0.13	United Arab Emirates	1.00	1.00	1.00
Ethiopia	0.10	0.43	0.43	Nepal	0.35	0.30	0.30	United Kingdom	0.75	1.00	1.00
Federated States of Micronesia	0.07	0.07	0.07	Netherlands	0.07	0.15	0.10	United States	0.07	0.07	0.07
Fiji	0.07	0.07	0.07	New Zealand	0.03	0.12	0.12	Uruguay	0.03	0.12	0.12
Finland	0.30	0.52	0.90	Nicaragua	0.28	0.48	0.68	Uzbekistan	0.20	0.30	0.30
France	0.23	0.22	0.18	Niger	0.07	0.42	0.42	Vanuatu	0.42	0.62	0.68
Gabon	0.25	0.07	0.10	Nigeria	0.70	0.85	0.85	Venezuela	0.28	0.28	0.28
Gambia	0.40	0.62	0.62	Norway	0.67	0.73	0.73	Vietnam	0.00	0.10	0.10
Georgia	0.35	0.55	0.55	Oman	0.87	1.00	1.00	Western Sahara	0.80	1.00	1.00
Germany	0.37	0.30	0.30	Pakistan	1.00	1.00	1.00	Yemen	0.87	0.93	0.87
Ghana	0.20	0.40	0.40	Palau	0.13	0.07	0.07	Zambia	0.67	0.73	0.73
Greece	1.00	0.97	1.00	Palestinian territories	0.97	1.00	1.00	Zimbabwe	0.17	0.42	0.35

This is a summary variable that puts the restrictions identified in Questions 20.1, 20.2, 20.3a-c, 20.4, and 20.5 into a single measure indicating the level to which a government supports religious groups in the country. Government support of a religion or religions is considered restrictive only when preferential treatment of one or more religious groups puts other religious groups at a disadvantage.

## GRI.Q.20.1

Does the country's constitution or basic law recognize a favored religion or religions?

- 0 points 0.00 No
- Full point 1.00 Yes

Country / Territory	baseline year, ending JUN 2007	previous year, ending DEC 2015	latest year, ending DEC 2016	Country / Territory	baseline year, ending JUN 2007	previous year, ending DEC 2015	latest year, ending DEC 2016	Country / Territory	baseline year, ending JUN 2007	previous year, ending DEC 2015	latest year, ending DEC 2016
Afghanistan	1.00	1.00	1.00	Grenada	0.00	0.00	0.00	Panama	0.00	1.00	1.00
Albania	0.00	0.00	0.00	Guatemala	0.00	1.00	1.00	Papua New Guinea	0.00	1.00	1.00
Algeria	1.00	1.00	1.00	Guinea	0.00	0.00	0.00	Paraguay	0.00	1.00	1.00
Andorra	1.00	1.00	1.00	Guinea-Bissau	0.00	0.00	0.00	Peru	0.00	1.00	1.00
Angola	0.00	0.00	0.00	Guyana	0.00	0.00	0.00	Philippines	0.00	0.00	0.00
Antigua and Barbuda	0.00	0.00	0.00	Haiti	0.00	0.00	1.00	Poland	0.00	1.00	1.00
Argentina	1.00	1.00	1.00	Honduras	0.00	0.00	0.00	Portugal	0.00	0.00	0.00
Armenia	1.00	1.00	1.00	Hong Kong	0.00	0.00	0.00	Qatar	1.00	1.00	1.00
Australia	0.00	0.00	0.00	Hungary	0.00	0.00	0.00	Republic of Macedonia	0.00	1.00	1.00
Austria	0.00	0.00	0.00	Iceland	1.00	1.00	1.00	Republic of the Congo	0.00	0.00	0.00
Azerbaijan	0.00	0.00	0.00	India	1.00	0.00	0.00	Romania	1.00	0.00	0.00
Bahamas	0.00	1.00	1.00	Indonesia	1.00	1.00	1.00	Russia	0.00	1.00	1.00
Bahrain	1.00	1.00	1.00	Iran	1.00	1.00	1.00	Rwanda	0.00	0.00	0.00
Bangladesh	1.00	1.00	1.00	Iraq	1.00	1.00	1.00	Samoa	0.00	1.00	1.00
Barbados	0.00	0.00	0.00	Ireland	0.00	0.00	0.00	San Marino	0.00	0.00	0.00
Belarus	1.00	1.00	1.00	Israel	1.00	1.00	1.00	Sao Tome and Principe	0.00	0.00	0.00
Belgium	0.00	0.00	0.00	Italy	1.00	1.00	1.00	Saudi Arabia	1.00	1.00	1.00
Belize	0.00	0.00	0.00	Ivory Coast	0.00	0.00	0.00	Senegal	0.00	0.00	0.00
Benin	0.00	0.00	0.00	Jamaica	0.00	0.00	0.00	Serbia	1.00	0.00	1.00
Bhutan	1.00	1.00	1.00	Japan	0.00	0.00	0.00	Seychelles	0.00	0.00	0.00
Bolivia	0.00	0.00	0.00	Jordan	1.00	1.00	1.00	Sierra Leone	0.00	0.00	0.00
Bosnia-Herzegovina	0.00	0.00	0.00	Kazakhstan	0.00	0.00	0.00	Singapore	0.00	1.00	1.00
Botswana	0.00	0.00	0.00	Kenya	0.00	0.00	0.00	Slovakia	0.00	0.00	0.00
Brazil	0.00	0.00	0.00	Kiribati	0.00	0.00	0.00	Slovenia	0.00	0.00	0.00
Brunei	1.00	1.00	1.00	Kosovo	0.00	0.00	1.00	Solomon Islands	0.00	0.00	0.00
Bulgaria	1.00	1.00	1.00	Kuwait	1.00	1.00	1.00	Somalia	0.00	1.00	1.00
Burkina Faso	0.00	0.00	0.00	Kyrgyzstan	1.00	0.00	0.00	South Africa	0.00	0.00	0.00
Burma (Myanmar)	1.00	1.00	1.00	Laos	0.00	1.00	1.00	South Korea	0.00	0.00	0.00
Burundi	0.00	0.00	0.00	Latvia	0.00	1.00	1.00	South Sudan	n/a	0.00	0.00
Cambodia	1.00	1.00	1.00	Lebanon	0.00	1.00	1.00	Spain	1.00	1.00	1.00
Cameroon	0.00	0.00	0.00	Lesotho	0.00	0.00	0.00	Sri Lanka	1.00	1.00	1.00
Canada	0.00	0.00	0.00	Liberia	0.00	0.00	0.00	St. Kitts and Nevis	0.00	0.00	0.00
Cape Verde	0.00	0.00	1.00	Libya	1.00	1.00	1.00	St. Lucia	0.00	0.00	0.00
Central African Republic	0.00	0.00	0.00	Liechtenstein	0.00	1.00	1.00	St. Vincent and the Grenadines	0.00	0.00	0.00
Chad	0.00	0.00	0.00	Lithuania	0.00	1.00	1.00	Sudan	1.00	1.00	1.00
Chile	0.00	0.00	0.00	Luxembourg	0.00	0.00	0.00	Suriname	0.00	0.00	0.00
China	1.00	0.00	0.00	Macau	0.00	0.00	0.00	Swaziland	0.00	0.00	0.00
Colombia	1.00	0.00	0.00	Madagascar	0.00	0.00	0.00	Sweden	0.00	0.00	0.00
Comoros	0.00	1.00	1.00	Malawi	0.00	0.00	0.00	Switzerland	0.00	0.00	0.00
Costa Rica	0.00	1.00	1.00	Malaysia	1.00	1.00	1.00	Syria	1.00	1.00	1.00
Croatia	0.00	0.00	0.00	Maldives	1.00	1.00	1.00	Taiwan	0.00	0.00	0.00
Cuba	0.00	0.00	0.00	Mali	0.00	0.00	0.00	Tajikistan	0.00	1.00	1.00
Cyprus	0.00	1.00	1.00	Malta	1.00	1.00	1.00	Tanzania	0.00	0.00	0.00
Czech Republic	0.00	0.00	0.00	Marshall Islands	0.00	0.00	0.00	Thailand	0.00	1.00	1.00
Democratic Republic of the Congo	0.00	0.00	0.00	Mauritania	1.00	1.00	1.00	Timor-Leste	0.00	0.00	0.00
Denmark	1.00	1.00	1.00	Mauritius	0.00	1.00	1.00	Togo	0.00	1.00	1.00
Djibouti	0.00	1.00	1.00	Mexico	0.00	0.00	0.00	Tonga	0.00	1.00	1.00
Dominica	0.00	0.00	0.00	Moldova	0.00	1.00	1.00	Trinidad and Tobago	0.00	0.00	0.00
Dominican Republic	0.00	1.00	1.00	Monaco	1.00	1.00	1.00	Tunisia	1.00	1.00	1.00
Ecuador	0.00	0.00	0.00	Mongolia	0.00	1.00	1.00	Turkey	0.00	0.00	0.00
Egypt	1.00	1.00	1.00	Montenegro	0.00	0.00	0.00	Turkmenistan	1.00	0.00	0.00
El Salvador	0.00	1.00	1.00	Morocco	1.00	1.00	1.00	Tuvalu	0.00	1.00	1.00
Equatorial Guinea	0.00	1.00	1.00	Mozambique	0.00	0.00	0.00	Uganda	0.00	0.00	0.00
Eritrea	1.00	1.00	1.00	Namibia	0.00	0.00	0.00	Ukraine	0.00	0.00	0.00
Estonia	0.00	0.00	0.00	Nauru	0.00	0.00	0.00	United Arab Emirates	1.00	1.00	1.00
Ethiopia	0.00	0.00	0.00	Nepal	1.00	0.00	0.00	United Kingdom	0.00	1.00	1.00
Federated States of Micronesia	0.00	0.00	0.00	Netherlands	0.00	0.00	0.00	United States	0.00	0.00	0.00
Fiji	0.00	0.00	0.00	New Zealand	0.00	0.00	0.00	Uruguay	0.00	0.00	0.00
Finland	1.00	1.00	1.00	Nicaragua	0.00	0.00	1.00	Uzbekistan	0.00	0.00	0.00
France	0.00	0.00	0.00	Niger	0.00	0.00	0.00	Vanuatu	0.00	1.00	1.00
Gabon	0.00	0.00	0.00	Nigeria	0.00	1.00	1.00	Venezuela	0.00	0.00	0.00
Gambia	0.00	0.00	0.00	Norway	1.00	1.00	1.00	Vietnam	0.00	0.00	0.00
Georgia	0.00	1.00	1.00	Oman	1.00	1.00	1.00	Western Sahara	1.00	1.00	1.00
Germany	0.00	0.00	0.00	Pakistan	1.00	1.00	1.00	Yemen	1.00	1.00	1.00
Ghana	0.00	0.00	0.00	Palau	0.00	0.00	0.00	Zambia	1.00	1.00	1.00
Greece	1.00	1.00	1.00	Palestinian territories	1.00	1.00	1.00	Zimbabwe	0.00	0.00	0.00

This question is a component of GRI.Q.20.  
For GRI.Q.20.1, the differences between the coding periods may not be as substantial as they appear due to minor changes in coding procedures.

## GRI.Q.20.2

Do all religious groups receive the same level of government access and privileges?

- 0 points 0.00 All religious groups are generally treated the same
- 1/4 point 0.25 Some religious groups have minimal privileges unavailable to other religious groups, limited to things such as inheriting buildings or properties
- 2/4 point 0.50 Some religious groups have general privileges or government access unavailable to other religious groups
- 3/4 point 0.75 One religious group has privileges or government access unavailable to other religious groups, but it is not recognized as the country's official religion
- Full point 1.00 One religious group has privileges or government access unavailable to other religious groups, and it is recognized by the national government as the official religion

Country / Territory	baseline year, ending JUN 2007	previous year, ending DEC 2015	latest year, ending DEC 2016	Country / Territory	baseline year, ending JUN 2007	previous year, ending DEC 2015	latest year, ending DEC 2016	Country / Territory	baseline year, ending JUN 2007	previous year, ending DEC 2015	latest year, ending DEC 2016
Afghanistan	1.00	1.00	1.00	Grenada	0.00	0.25	0.25	Panama	0.75	0.75	0.75
Albania	0.25	0.25	0.25	Guatemala	0.25	0.75	0.75	Papua New Guinea	0.00	0.75	0.75
Algeria	1.00	1.00	1.00	Guinea	0.50	0.50	0.50	Paraguay	0.75	0.75	0.75
Andorra	0.75	0.75	0.75	Guinea-Bissau	0.50	0.00	0.00	Peru	0.75	0.75	0.75
Angola	0.50	0.50	0.50	Guyana	0.75	0.25	0.25	Philippines	0.50	0.75	0.75
Antigua and Barbuda	0.00	0.00	0.00	Haiti	0.75	0.75	0.75	Poland	0.75	0.50	0.75
Argentina	0.75	0.75	0.75	Honduras	0.00	0.75	0.75	Portugal	0.75	0.50	0.50
Armenia	1.00	1.00	1.00	Hong Kong	0.50	0.50	0.50	Qatar	1.00	1.00	1.00
Australia	0.00	0.00	0.00	Hungary	0.50	0.50	0.50	Republic of Macedonia	0.50	0.50	0.75
Austria	0.50	0.50	0.50	Iceland	1.00	1.00	1.00	Republic of the Congo	0.00	0.00	0.00
Azerbaijan	0.00	0.50	0.50	India	0.75	0.75	0.75	Romania	0.75	0.50	0.75
Bahamas	0.75	0.75	0.75	Indonesia	0.75	1.00	1.00	Russia	0.75	0.75	0.75
Bahrain	1.00	1.00	1.00	Iran	1.00	1.00	1.00	Rwanda	0.50	0.00	0.50
Bangladesh	1.00	1.00	1.00	Iraq	1.00	1.00	1.00	Samoa	0.50	0.75	0.75
Barbados	0.50	0.25	0.25	Ireland	0.00	0.75	0.75	San Marino	0.75	0.75	0.75
Belarus	1.00	0.75	0.75	Israel	1.00	1.00	1.00	Sao Tome and Principe	0.00	0.00	0.00
Belgium	0.50	0.25	0.25	Italy	0.75	0.75	0.75	Saudi Arabia	1.00	1.00	1.00
Belize	0.50	0.50	0.50	Ivory Coast	0.50	0.50	0.50	Senegal	0.50	0.50	0.50
Benin	0.00	0.00	0.00	Jamaica	0.75	0.25	0.25	Serbia	0.75	0.50	0.50
Bhutan	1.00	1.00	1.00	Japan	0.00	0.00	0.00	Seychelles	0.50	0.50	0.50
Bolivia	0.75	0.25	0.25	Jordan	1.00	1.00	1.00	Sierra Leone	0.00	0.00	0.00
Bosnia-Herzegovina	0.50	0.50	0.50	Kazakhstan	0.50	0.50	0.50	Singapore	0.25	0.75	0.75
Botswana	0.50	0.00	0.00	Kenya	0.50	0.50	0.50	Slovakia	0.50	0.50	0.50
Brazil	0.00	0.00	0.00	Kiribati	0.00	0.25	0.25	Slovenia	0.50	0.25	0.25
Brunei	1.00	1.00	1.00	Kosovo	0.50	0.50	0.50	Solomon Islands	0.00	0.50	0.50
Bulgaria	0.25	1.00	0.75	Kuwait	1.00	1.00	1.00	Somalia	1.00	1.00	1.00
Burkina Faso	0.00	0.50	0.00	Kyrgyzstan	0.50	0.50	0.50	South Africa	0.00	0.00	0.00
Burma (Myanmar)	0.75	0.75	0.75	Laos	0.75	0.75	0.75	South Korea	0.25	0.25	0.25
Burundi	0.00	0.25	0.25	Latvia	0.50	0.50	0.50	South Sudan	n/a	0.25	0.25
Cambodia	1.00	1.00	1.00	Lebanon	0.50	0.50	0.50	Spain	0.75	0.75	0.75
Cameroon	0.50	0.25	0.25	Lesotho	0.25	0.50	0.50	Sri Lanka	0.75	0.75	0.75
Canada	0.50	0.25	0.25	Liberia	0.75	0.50	0.50	St. Kitts and Nevis	0.75	0.25	0.25
Cape Verde	0.75	0.75	0.75	Libya	1.00	1.00	1.00	St. Lucia	0.50	0.25	0.25
Central African Republic	0.50	0.25	0.50	Liechtenstein	1.00	1.00	1.00	St. Vincent and the Grenadines	0.50	0.25	0.25
Chad	0.75	0.50	0.50	Lithuania	0.50	0.50	0.50	Sudan	0.75	1.00	1.00
Chile	0.75	0.75	0.75	Luxembourg	0.50	0.50	0.50	Suriname	0.00	0.25	0.25
China	0.50	0.50	0.50	Macau	0.25	0.00	0.00	Swaziland	0.75	0.75	0.75
Colombia	0.75	0.75	0.75	Madagascar	0.50	0.50	0.50	Sweden	0.00	0.25	0.25
Comoros	0.75	1.00	1.00	Malawi	0.00	0.75	0.75	Switzerland	0.50	0.50	0.50
Costa Rica	1.00	1.00	1.00	Malaysia	1.00	1.00	1.00	Syria	0.75	0.75	0.75
Croatia	0.50	0.75	0.75	Maldives	1.00	1.00	1.00	Taiwan	0.00	0.00	0.00
Cuba	0.75	0.75	0.25	Mali	0.50	0.50	0.25	Tajikistan	0.50	0.75	0.75
Cyprus	0.50	0.50	0.50	Malta	1.00	1.00	1.00	Tanzania	0.50	0.50	0.50
Czech Republic	0.50	0.50	0.50	Marshall Islands	0.00	0.00	0.25	Thailand	0.75	0.50	0.50
Democratic Republic of the Congo	0.00	0.25	0.25	Mauritania	1.00	1.00	1.00	Timor-Leste	0.75	0.75	0.75
Denmark	1.00	1.00	1.00	Mauritius	0.50	0.75	0.50	Togo	0.50	0.50	0.50
Djibouti	1.00	1.00	1.00	Mexico	0.00	0.25	0.25	Tonga	0.75	0.75	0.75
Dominica	0.50	0.25	0.25	Moldova	0.75	0.75	0.75	Trinidad and Tobago	0.50	0.00	0.25
Dominican Republic	1.00	1.00	1.00	Monaco	1.00	1.00	1.00	Tunisia	1.00	1.00	1.00
Ecuador	0.00	0.25	0.00	Mongolia	0.50	0.75	0.75	Turkey	0.75	0.75	0.75
Egypt	1.00	1.00	1.00	Montenegro	0.00	0.50	0.50	Turkmenistan	0.75	0.50	0.50
El Salvador	0.75	0.75	0.75	Morocco	1.00	1.00	1.00	Tuvalu	0.50	1.00	1.00
Equatorial Guinea	0.50	0.50	0.50	Mozambique	0.50	0.00	0.75	Uganda	0.50	0.50	0.50
Eritrea	0.50	0.50	0.50	Namibia	0.00	0.00	0.00	Ukraine	0.50	0.25	0.25
Estonia	0.00	0.25	0.25	Nauru	0.50	0.00	0.00	United Arab Emirates	1.00	1.00	1.00
Ethiopia	0.50	0.50	0.50	Nepal	0.75	0.50	0.50	United Kingdom	0.75	1.00	1.00
Federated States of Micronesia	0.00	0.00	0.00	Netherlands	0.00	0.25	0.00	United States	0.00	0.00	0.00
Fiji	0.00	0.00	0.00	New Zealand	0.00	0.25	0.25	Uruguay	0.00	0.25	0.25
Finland	0.50	0.75	0.50	Nicaragua	0.75	0.75	0.75	Uzbekistan	0.00	0.50	0.50
France	0.50	0.25	0.25	Niger	0.00	0.75	0.75	Vanuatu	0.75	0.75	0.75
Gabon	0.75	0.00	0.00	Nigeria	0.50	0.75	0.75	Venezuela	0.75	0.75	0.75
Gambia	0.50	0.75	0.75	Norway	1.00	1.00	1.00	Vietnam	0.00	0.50	0.50
Georgia	0.75	0.75	0.75	Oman	1.00	1.00	1.00	Western Sahara	1.00	1.00	1.00
Germany	0.50	0.50	0.50	Pakistan	1.00	1.00	1.00	Yemen	1.00	1.00	1.00
Ghana	0.00	0.50	0.50	Palau	0.50	0.00	0.00	Zambia	1.00	1.00	1.00
Greece	1.00	1.00	1.00	Palestinian territories	1.00	1.00	1.00	Zimbabwe	0.50	0.75	0.25

This question is a component of GRI.Q.20.

## GRI.Q.20.3

Does any level of government provide funds or other resources to religious groups?

- 0 points 0.00 No
- 1/2 point 0.50 Yes, but with no obvious favoritism to a particular group or groups
- Full point 1.00 Yes, and with obvious favoritism to a particular group or groups

Country / Territory	baseline year, ending JUN 2007	previous year, ending DEC 2015	latest year, ending DEC 2016	Country / Territory	baseline year, ending JUN 2007	previous year, ending DEC 2015	latest year, ending DEC 2016	Country / Territory	baseline year, ending JUN 2007	previous year, ending DEC 2015	latest year, ending DEC 2016
Afghanistan	1.00	1.00	1.00	Grenada	0.00	1.00	1.00	Panama	1.00	1.00	1.00
Albania	0.00	1.00	1.00	Guatemala	1.00	1.00	1.00	Papua New Guinea	1.00	1.00	1.00
Algeria	1.00	1.00	1.00	Guinea	1.00	1.00	1.00	Paraguay	1.00	1.00	1.00
Andorra	1.00	1.00	1.00	Guinea-Bissau	0.00	0.00	0.00	Peru	1.00	1.00	1.00
Angola	1.00	0.00	0.50	Guyana	0.00	1.00	1.00	Philippines	0.50	1.00	1.00
Antigua and Barbuda	0.50	0.50	0.50	Haiti	0.50	1.00	1.00	Poland	0.50	1.00	1.00
Argentina	1.00	1.00	1.00	Honduras	0.00	1.00	1.00	Portugal	1.00	1.00	1.00
Armenia	0.50	1.00	1.00	Hong Kong	1.00	0.50	0.50	Qatar	1.00	1.00	1.00
Australia	0.50	0.50	0.50	Hungary	0.50	1.00	1.00	Republic of Macedonia	0.50	1.00	1.00
Austria	1.00	1.00	1.00	Iceland	1.00	1.00	1.00	Republic of the Congo	0.00	0.50	0.50
Azerbaijan	0.00	1.00	1.00	India	1.00	0.50	1.00	Romania	1.00	1.00	1.00
Bahamas	1.00	1.00	1.00	Indonesia	1.00	1.00	1.00	Russia	1.00	1.00	1.00
Bahrain	1.00	1.00	1.00	Iran	1.00	1.00	1.00	Rwanda	0.00	0.50	0.50
Bangladesh	1.00	1.00	1.00	Iraq	1.00	1.00	1.00	Samoa	0.00	1.00	1.00
Barbados	1.00	1.00	1.00	Ireland	0.50	0.50	0.50	San Marino	1.00	1.00	1.00
Belarus	1.00	1.00	1.00	Israel	1.00	1.00	1.00	Sao Tome and Principe	0.00	0.00	0.50
Belgium	1.00	1.00	1.00	Italy	1.00	1.00	1.00	Saudi Arabia	1.00	1.00	1.00
Belize	1.00	0.50	0.50	Ivory Coast	1.00	1.00	0.50	Senegal	1.00	1.00	1.00
Benin	0.00	0.50	0.50	Jamaica	0.00	0.50	0.50	Serbia	1.00	1.00	1.00
Bhutan	1.00	1.00	1.00	Japan	0.00	0.50	0.50	Seychelles	1.00	1.00	1.00
Bolivia	1.00	0.50	1.00	Jordan	1.00	1.00	1.00	Sierra Leone	0.00	0.50	0.50
Bosnia-Herzegovina	1.00	1.00	1.00	Kazakhstan	1.00	1.00	1.00	Singapore	0.00	0.50	0.50
Botswana	1.00	1.00	1.00	Kenya	1.00	1.00	1.00	Slovakia	1.00	1.00	1.00
Brazil	0.50	0.50	0.50	Kiribati	0.00	1.00	1.00	Slovenia	0.50	1.00	1.00
Brunei	1.00	1.00	1.00	Kosovo	1.00	1.00	1.00	Solomon Islands	1.00	1.00	1.00
Bulgaria	1.00	0.50	1.00	Kuwait	1.00	1.00	1.00	Somalia	0.00	0.00	1.00
Burkina Faso	0.00	1.00	1.00	Kyrgyzstan	1.00	0.50	0.50	South Africa	0.00	0.50	0.50
Burma (Myanmar)	1.00	1.00	1.00	Laos	0.00	1.00	1.00	South Korea	1.00	1.00	1.00
Burundi	0.50	0.50	1.00	Latvia	1.00	1.00	1.00	South Sudan	n/a	1.00	1.00
Cambodia	1.00	1.00	1.00	Lebanon	1.00	1.00	1.00	Spain	1.00	1.00	1.00
Cameroon	0.00	1.00	1.00	Lesotho	0.50	0.50	0.50	Sri Lanka	1.00	1.00	1.00
Canada	1.00	1.00	1.00	Liberia	1.00	0.50	0.50	St. Kitts and Nevis	0.00	0.00	1.00
Cape Verde	1.00	1.00	1.00	Libya	1.00	1.00	1.00	St. Lucia	1.00	1.00	1.00
Central African Republic	1.00	1.00	1.00	Liechtenstein	1.00	1.00	1.00	St. Vincent and the Grenadines	1.00	1.00	1.00
Chad	1.00	1.00	0.50	Lithuania	1.00	1.00	1.00	Sudan	1.00	1.00	1.00
Chile	1.00	0.50	0.50	Luxembourg	1.00	1.00	1.00	Suriname	0.50	0.50	0.50
China	1.00	1.00	1.00	Macau	1.00	0.50	0.50	Swaziland	1.00	1.00	1.00
Colombia	1.00	0.00	0.00	Madagascar	1.00	1.00	0.50	Sweden	0.50	1.00	0.50
Comoros	1.00	1.00	1.00	Malawi	0.50	0.50	1.00	Switzerland	1.00	1.00	1.00
Costa Rica	1.00	1.00	1.00	Malaysia	1.00	1.00	1.00	Syria	1.00	1.00	1.00
Croatia	1.00	1.00	1.00	Maldives	1.00	1.00	1.00	Taiwan	0.00	0.50	0.50
Cuba	1.00	1.00	1.00	Mali	0.00	0.00	0.50	Tajikistan	1.00	1.00	1.00
Cyprus	1.00	1.00	1.00	Malta	1.00	1.00	1.00	Tanzania	1.00	1.00	1.00
Czech Republic	1.00	1.00	1.00	Marshall Islands	0.00	0.50	0.50	Thailand	1.00	1.00	1.00
Democratic Republic of the Congo	0.50	0.50	0.50	Mauritania	1.00	1.00	1.00	Timor-Leste	0.00	1.00	0.50
Denmark	1.00	1.00	1.00	Mauritius	0.00	1.00	1.00	Togo	0.00	1.00	1.00
Djibouti	0.00	1.00	1.00	Mexico	1.00	0.50	0.50	Tonga	0.00	0.50	0.50
Dominica	1.00	1.00	1.00	Moldova	1.00	1.00	1.00	Trinidad and Tobago	1.00	1.00	1.00
Dominican Republic	1.00	1.00	1.00	Monaco	0.00	0.00	0.00	Tunisia	1.00	1.00	1.00
Ecuador	0.00	0.50	0.50	Mongolia	1.00	1.00	1.00	Turkey	1.00	1.00	1.00
Egypt	1.00	1.00	1.00	Montenegro	0.00	0.50	0.50	Turkmenistan	1.00	1.00	1.00
El Salvador	0.00	0.50	1.00	Morocco	1.00	1.00	1.00	Tuvalu	0.00	0.00	0.00
Equatorial Guinea	1.00	1.00	1.00	Mozambique	0.00	0.00	0.00	Uganda	0.00	0.50	0.50
Eritrea	0.00	1.00	1.00	Namibia	0.00	0.50	0.50	Ukraine	1.00	0.50	0.50
Estonia	0.50	1.00	1.00	Nauru	0.00	0.00	0.50	United Arab Emirates	1.00	1.00	1.00
Ethiopia	0.00	1.00	1.00	Nepal	0.00	1.00	1.00	United Kingdom	1.00	1.00	1.00
Federated States of Micronesia	1.00	1.00	1.00	Netherlands	0.50	1.00	1.00	United States	0.50	0.50	0.50
Fiji	1.00	0.50	0.50	New Zealand	0.50	0.50	0.50	Uruguay	0.50	1.00	1.00
Finland	0.00	1.00	1.00	Nicaragua	1.00	1.00	1.00	Uzbekistan	1.00	1.00	1.00
France	1.00	1.00	1.00	Niger	1.00	1.00	1.00	Vanuatu	1.00	1.00	1.00
Gabon	1.00	0.50	0.50	Nigeria	1.00	1.00	1.00	Venezuela	1.00	1.00	1.00
Gambia	1.00	1.00	1.00	Norway	1.00	1.00	1.00	Vietnam	0.00	0.00	0.00
Georgia	1.00	1.00	1.00	Oman	1.00	1.00	1.00	Western Sahara	1.00	1.00	1.00
Germany	1.00	1.00	1.00	Pakistan	1.00	1.00	1.00	Yemen	1.00	1.00	1.00
Ghana	0.00	1.00	1.00	Palau	0.50	0.50	0.50	Zambia	1.00	1.00	1.00
Greece	1.00	1.00	1.00	Palestinian territories	1.00	1.00	1.00	Zimbabwe	1.00	1.00	1.00

This question is a component of GRI.Q.20.

This is a summary variable that puts the restrictions identified in Questions 20.3a-c into a single measure indicating the level to which a government supports religious groups in the country. Government support of a religion or religions is considered restrictive only when preferential treatment of one or more religious groups puts other religious groups at a disadvantage.



## GRI.Q.20.3.a

Does any level of government provide funds or other resources for religious education programs and/or religious schools?

- 0 points 0.00 No
- 1/2 point 0.50 Yes, but with no obvious favoritism to a particular group or groups
- Full point 1.00 Yes, and with obvious favoritism to a particular group or groups

Country / Territory	baseline year, ending JUN 2007	previous year, ending DEC 2015	latest year, ending DEC 2016	Country / Territory	baseline year, ending JUN 2007	previous year, ending DEC 2015	latest year, ending DEC 2016	Country / Territory	baseline year, ending JUN 2007	previous year, ending DEC 2015	latest year, ending DEC 2016
Afghanistan	1.00	1.00	1.00	Grenada	0.00	1.00	1.00	Panama	1.00	1.00	1.00
Albania	0.00	0.00	1.00	Guatemala	1.00	0.50	0.50	Papua New Guinea	1.00	1.00	1.00
Algeria	1.00	1.00	1.00	Guinea	1.00	1.00	1.00	Paraguay	0.00	1.00	1.00
Andorra	1.00	1.00	1.00	Guinea-Bissau	0.00	0.00	0.00	Peru	1.00	1.00	1.00
Angola	1.00	0.00	0.00	Guyana	0.00	1.00	1.00	Philippines	0.50	1.00	1.00
Antigua and Barbuda	0.00	0.00	0.00	Haiti	0.50	1.00	1.00	Poland	0.50	0.50	0.50
Argentina	1.00	1.00	1.00	Honduras	0.00	0.00	0.00	Portugal	1.00	0.50	0.50
Armenia	0.00	1.00	1.00	Hong Kong	1.00	0.50	0.50	Qatar	1.00	1.00	1.00
Australia	0.50	0.00	0.50	Hungary	0.50	1.00	1.00	Republic of Macedonia	0.50	1.00	1.00
Austria	1.00	1.00	1.00	Iceland	1.00	1.00	1.00	Republic of the Congo	0.00	0.00	0.00
Azerbaijan	0.00	1.00	1.00	India	1.00	0.50	1.00	Romania	1.00	1.00	1.00
Bahamas	1.00	1.00	1.00	Indonesia	0.00	1.00	1.00	Russia	1.00	1.00	1.00
Bahrain	1.00	1.00	1.00	Iran	1.00	1.00	1.00	Rwanda	0.00	0.50	0.50
Bangladesh	1.00	1.00	1.00	Iraq	1.00	1.00	1.00	Samoa	0.00	1.00	1.00
Barbados	1.00	1.00	1.00	Ireland	0.50	0.50	0.50	San Marino	1.00	1.00	1.00
Belarus	0.00	1.00	1.00	Israel	1.00	1.00	1.00	Sao Tome and Principe	0.00	0.00	0.00
Belgium	0.50	0.50	0.50	Italy	1.00	1.00	1.00	Saudi Arabia	1.00	1.00	1.00
Belize	1.00	0.50	0.50	Ivory Coast	1.00	0.00	0.00	Senegal	1.00	0.50	1.00
Benin	0.00	0.50	0.50	Jamaica	0.00	0.50	0.50	Serbia	1.00	1.00	1.00
Bhutan	1.00	1.00	1.00	Japan	0.00	0.00	0.00	Seychelles	0.00	0.00	1.00
Bolivia	1.00	0.50	0.50	Jordan	1.00	1.00	1.00	Sierra Leone	0.00	0.50	0.50
Bosnia-Herzegovina	1.00	1.00	1.00	Kazakhstan	0.00	0.00	0.00	Singapore	0.00	0.50	0.50
Botswana	1.00	1.00	1.00	Kenya	0.50	1.00	1.00	Slovakia	1.00	0.50	1.00
Brazil	0.50	0.50	0.50	Kiribati	0.00	0.00	0.50	Slovenia	0.50	0.50	0.50
Brunei	1.00	1.00	1.00	Kosovo	0.00	1.00	1.00	Solomon Islands	1.00	1.00	1.00
Bulgaria	1.00	0.50	0.50	Kuwait	1.00	1.00	1.00	Somalia	0.00	0.00	1.00
Burkina Faso	0.00	1.00	1.00	Kyrgyzstan	1.00	0.00	0.00	South Africa	0.00	0.00	0.00
Burma (Myanmar)	1.00	1.00	1.00	Laos	0.00	1.00	1.00	South Korea	0.00	0.00	0.00
Burundi	0.00	0.00	1.00	Latvia	1.00	1.00	1.00	South Sudan	n/a	1.00	1.00
Cambodia	1.00	1.00	1.00	Lebanon	0.00	0.00	0.00	Spain	1.00	1.00	1.00
Cameroon	0.00	0.50	0.50	Lesotho	0.50	0.50	0.50	Sri Lanka	1.00	1.00	1.00
Canada	1.00	1.00	1.00	Liberia	1.00	0.50	0.50	St. Kitts and Nevis	0.00	0.00	1.00
Cape Verde	0.00	1.00	1.00	Libya	1.00	1.00	1.00	St. Lucia	1.00	1.00	1.00
Central African Republic	0.00	0.00	0.00	Liechtenstein	1.00	0.50	1.00	St. Vincent and the Grenadines	1.00	1.00	1.00
Chad	0.00	0.00	0.00	Lithuania	1.00	1.00	1.00	Sudan	1.00	1.00	1.00
Chile	1.00	0.50	0.50	Luxembourg	1.00	1.00	1.00	Suriname	0.50	0.50	0.50
China	0.00	1.00	1.00	Macau	1.00	0.50	0.50	Swaziland	1.00	1.00	1.00
Colombia	1.00	0.00	0.00	Madagascar	0.00	0.00	0.00	Sweden	0.50	0.50	0.50
Comoros	1.00	1.00	1.00	Malawi	0.50	0.50	1.00	Switzerland	1.00	1.00	1.00
Costa Rica	1.00	0.50	0.50	Malaysia	1.00	1.00	1.00	Syria	1.00	1.00	1.00
Croatia	1.00	1.00	1.00	Maldives	1.00	1.00	1.00	Taiwan	0.00	0.00	0.00
Cuba	0.00	0.00	0.00	Mali	0.00	0.00	0.00	Tajikistan	1.00	0.00	0.00
Cyprus	1.00	1.00	1.00	Malta	1.00	1.00	1.00	Tanzania	1.00	0.00	0.00
Czech Republic	0.00	1.00	1.00	Marshall Islands	0.00	0.50	0.50	Thailand	1.00	1.00	1.00
Democratic Republic of the Congo	0.50	0.50	0.50	Mauritania	1.00	1.00	1.00	Timor-Leste	0.00	0.50	0.50
Denmark	1.00	0.50	0.50	Mauritius	0.00	0.00	0.50	Togo	0.00	1.00	1.00
Djibouti	0.00	1.00	1.00	Mexico	0.00	0.00	0.00	Tonga	0.00	0.00	0.50
Dominica	1.00	1.00	1.00	Moldova	1.00	1.00	1.00	Trinidad and Tobago	1.00	0.50	0.50
Dominican Republic	0.00	1.00	1.00	Monaco	0.00	0.00	0.00	Tunisia	1.00	1.00	1.00
Ecuador	0.00	0.50	0.50	Mongolia	0.00	0.50	0.50	Turkey	1.00	1.00	1.00
Egypt	1.00	1.00	1.00	Montenegro	0.00	0.00	0.50	Turkmenistan	1.00	0.00	1.00
El Salvador	0.00	0.00	0.00	Morocco	1.00	1.00	1.00	Tuvalu	0.00	0.00	0.00
Equatorial Guinea	1.00	1.00	1.00	Mozambique	0.00	0.00	0.00	Uganda	0.00	0.00	0.50
Eritrea	0.00	0.00	0.00	Namibia	0.00	0.00	0.00	Ukraine	0.00	0.00	0.00
Estonia	0.50	0.50	0.50	Nauru	0.00	0.00	0.50	United Arab Emirates	1.00	1.00	1.00
Ethiopia	0.00	0.00	0.00	Nepal	0.00	1.00	1.00	United Kingdom	1.00	1.00	1.00
Federated States of Micronesia	1.00	1.00	1.00	Netherlands	0.50	0.50	0.50	United States	0.50	0.50	0.50
Fiji	0.00	0.50	0.50	New Zealand	0.50	0.50	0.50	Uruguay	0.00	0.00	0.00
Finland	0.00	1.00	1.00	Nicaragua	1.00	1.00	1.00	Uzbekistan	1.00	1.00	1.00
France	1.00	1.00	0.50	Niger	0.00	0.00	0.00	Vanuatu	1.00	1.00	1.00
Gabon	0.00	0.00	0.50	Nigeria	1.00	0.50	0.50	Venezuela	1.00	1.00	1.00
Gambia	0.50	1.00	1.00	Norway	1.00	1.00	1.00	Vietnam	0.00	0.00	0.00
Georgia	1.00	1.00	1.00	Oman	1.00	1.00	1.00	Western Sahara	1.00	1.00	1.00
Germany	0.50	1.00	1.00	Pakistan	1.00	1.00	1.00	Yemen	1.00	1.00	1.00
Ghana	0.00	1.00	1.00	Palau	0.50	0.50	0.50	Zambia	1.00	1.00	1.00
Greece	1.00	1.00	1.00	Palestinian territories	0.50	1.00	1.00	Zimbabwe	1.00	1.00	1.00

This question is a component of GRI.Q.20.3.

## GRI.Q.20.3.b

Does any level of government provide funds or other resources for religious property (e.g., buildings, upkeep, repair or land)?

- 0 points 0.00 No
- 1/2 point 0.50 Yes, but with no obvious favoritism to a particular group or groups
- Full point 1.00 Yes, and with obvious favoritism to a particular group or groups

Country / Territory	baseline year, ending JUN 2007	previous year, ending DEC 2015	latest year, ending DEC 2016	Country / Territory	baseline year, ending JUN 2007	previous year, ending DEC 2015	latest year, ending DEC 2016	Country / Territory	baseline year, ending JUN 2007	previous year, ending DEC 2015	latest year, ending DEC 2016
Afghanistan	1.00	1.00	1.00	Grenada	0.00	0.00	0.00	Panama	0.00	0.50	1.00
Albania	0.00	1.00	1.00	Guatemala	0.00	1.00	1.00	Papua New Guinea	0.00	0.00	0.00
Algeria	1.00	1.00	1.00	Guinea	0.00	1.00	1.00	Paraguay	0.00	0.00	0.00
Andorra	0.00	0.00	0.00	Guinea-Bissau	0.00	0.00	0.00	Peru	1.00	1.00	1.00
Angola	1.00	0.00	0.50	Guyana	0.00	0.00	0.00	Philippines	0.00	1.00	1.00
Antigua and Barbuda	0.50	0.00	0.00	Haiti	0.00	1.00	1.00	Poland	0.50	0.00	1.00
Argentina	0.00	0.00	0.00	Honduras	0.00	0.00	0.00	Portugal	1.00	0.00	0.00
Armenia	0.50	0.00	0.00	Hong Kong	1.00	0.50	0.50	Qatar	0.50	1.00	1.00
Australia	0.00	0.00	0.00	Hungary	0.50	1.00	1.00	Republic of Macedonia	0.00	1.00	1.00
Austria	0.00	0.00	0.00	Iceland	1.00	0.00	0.50	Republic of the Congo	0.00	0.50	0.50
Azerbaijan	0.00	1.00	1.00	India	1.00	0.00	1.00	Romania	1.00	1.00	1.00
Bahamas	0.00	0.00	0.00	Indonesia	0.00	0.00	0.00	Russia	1.00	1.00	1.00
Bahrain	1.00	1.00	1.00	Iran	0.00	0.00	0.00	Rwanda	0.00	0.00	0.00
Bangladesh	1.00	1.00	1.00	Iraq	1.00	1.00	1.00	Samoa	0.00	0.00	0.00
Barbados	0.00	0.00	0.00	Ireland	0.00	0.00	0.00	San Marino	0.00	0.50	0.50
Belarus	1.00	0.00	0.00	Israel	1.00	1.00	1.00	Sao Tome and Principe	0.00	0.00	0.00
Belgium	0.50	1.00	1.00	Italy	1.00	1.00	1.00	Saudi Arabia	1.00	1.00	1.00
Belize	0.00	0.50	0.50	Ivory Coast	1.00	0.00	0.00	Senegal	1.00	0.50	0.50
Benin	0.00	0.00	0.00	Jamaica	0.00	0.00	0.00	Serbia	1.00	1.00	1.00
Bhutan	1.00	1.00	1.00	Japan	0.00	0.00	0.00	Seychelles	1.00	0.50	0.50
Bolivia	0.00	0.00	0.00	Jordan	0.00	1.00	1.00	Sierra Leone	0.00	0.00	0.00
Bosnia-Herzegovina	0.00	0.00	0.00	Kazakhstan	1.00	0.00	0.00	Singapore	0.00	0.50	0.50
Botswana	0.00	0.00	0.00	Kenya	0.00	0.00	0.00	Slovakia	0.00	0.50	0.50
Brazil	0.00	0.00	0.00	Kiribati	0.00	0.00	0.00	Slovenia	0.00	0.00	0.00
Brunei	1.00	0.00	0.00	Kosovo	1.00	1.00	0.50	Solomon Islands	0.00	0.00	0.00
Bulgaria	0.00	0.50	1.00	Kuwait	1.00	1.00	1.00	Somalia	0.00	0.00	0.00
Burkina Faso	0.00	0.50	0.00	Kyrgyzstan	0.00	0.00	0.00	South Africa	0.00	0.00	0.00
Burma (Myanmar)	1.00	1.00	1.00	Laos	0.00	1.00	1.00	South Korea	1.00	1.00	1.00
Burundi	0.00	0.50	0.50	Latvia	1.00	0.00	1.00	South Sudan	n/a	0.00	0.00
Cambodia	0.00	0.00	0.00	Lebanon	0.00	0.00	0.00	Spain	0.00	0.00	0.50
Cameroon	0.00	0.50	0.50	Lesotho	0.00	0.00	0.00	Sri Lanka	0.00	0.00	0.00
Canada	0.00	0.50	0.50	Liberia	0.00	0.00	0.00	St. Kitts and Nevis	0.00	0.00	0.00
Cape Verde	0.00	1.00	1.00	Libya	1.00	0.00	0.00	St. Lucia	0.00	0.00	0.00
Central African Republic	0.00	0.00	0.00	Liechtenstein	1.00	0.00	0.00	St. Vincent and the Grenadines	0.00	0.00	0.00
Chad	1.00	1.00	0.50	Lithuania	1.00	1.00	1.00	Sudan	0.00	1.00	1.00
Chile	0.00	0.00	0.50	Luxembourg	0.00	0.00	0.00	Suriname	0.00	0.00	0.50
China	1.00	1.00	1.00	Macau	0.00	0.50	0.50	Swaziland	0.00	0.00	0.00
Colombia	0.00	0.00	0.00	Madagascar	0.00	0.00	0.00	Sweden	0.00	1.00	0.50
Comoros	0.00	0.00	0.00	Malawi	0.00	0.00	0.00	Switzerland	0.00	0.00	0.00
Costa Rica	1.00	1.00	1.00	Malaysia	0.00	1.00	1.00	Syria	1.00	1.00	1.00
Croatia	0.50	0.00	0.00	Maldives	1.00	1.00	1.00	Taiwan	0.00	0.00	0.00
Cuba	0.00	0.00	0.50	Mali	0.00	0.00	0.00	Tajikistan	0.00	0.00	0.00
Cyprus	0.00	1.00	1.00	Malta	0.00	0.00	0.00	Tanzania	0.00	0.00	0.00
Czech Republic	1.00	0.00	0.00	Marshall Islands	0.00	0.00	0.00	Thailand	1.00	1.00	1.00
Democratic Republic of the Congo	0.00	0.00	0.00	Mauritania	0.00	1.00	1.00	Timor-Leste	0.00	0.50	0.50
Denmark	1.00	0.00	0.00	Mauritius	0.00	0.00	0.00	Togo	0.00	0.00	0.00
Djibouti	0.00	0.50	0.50	Mexico	1.00	0.50	0.50	Tonga	0.00	0.00	0.00
Dominica	0.00	0.00	0.00	Moldova	0.00	0.50	0.50	Trinidad and Tobago	0.00	0.00	0.00
Dominican Republic	1.00	0.00	1.00	Monaco	0.00	0.00	0.00	Tunisia	1.00	1.00	1.00
Ecuador	0.00	0.00	0.00	Mongolia	1.00	1.00	1.00	Turkey	1.00	1.00	1.00
Egypt	0.00	1.00	1.00	Montenegro	0.00	0.50	0.50	Turkmenistan	1.00	1.00	1.00
El Salvador	0.00	0.00	0.00	Morocco	1.00	1.00	1.00	Tuvalu	0.00	0.00	0.00
Equatorial Guinea	0.00	1.00	1.00	Mozambique	0.00	0.00	0.00	Uganda	0.00	0.00	0.00
Eritrea	0.00	0.00	0.00	Namibia	0.00	0.50	0.50	Ukraine	1.00	0.00	0.00
Estonia	0.50	0.00	0.00	Nauru	0.00	0.00	0.00	United Arab Emirates	1.00	1.00	1.00
Ethiopia	0.00	1.00	1.00	Nepal	0.00	1.00	1.00	United Kingdom	1.00	1.00	1.00
Federated States of Micronesia	0.00	0.00	0.00	Netherlands	0.00	0.00	0.00	United States	0.00	0.00	0.00
Fiji	0.00	0.00	0.00	New Zealand	0.00	0.00	0.00	Uruguay	0.50	1.00	1.00
Finland	0.00	1.00	1.00	Nicaragua	0.00	0.00	0.00	Uzbekistan	1.00	1.00	1.00
France	1.00	1.00	1.00	Niger	0.00	0.00	0.00	Vanuatu	0.00	0.00	0.00
Gabon	0.50	0.50	0.50	Nigeria	1.00	0.00	0.00	Venezuela	0.00	0.00	0.00
Gambia	0.00	0.00	0.00	Norway	0.00	0.00	0.00	Vietnam	0.00	0.00	0.00
Georgia	1.00	1.00	1.00	Oman	0.00	1.00	1.00	Western Sahara	1.00	1.00	1.00
Germany	1.00	1.00	1.00	Pakistan	1.00	1.00	1.00	Yemen	0.00	0.00	0.00
Ghana	0.00	0.00	0.00	Palau	0.00	0.00	0.00	Zambia	0.00	1.00	1.00
Greece	1.00	0.50	1.00	Palestinian territories	1.00	1.00	1.00	Zimbabwe	0.00	0.00	0.00

This question is a component of GRI.Q.20.3.

## GRI.Q.20.3.c

Does any level of government provide funds or other resources for religious activities other than education or property?

- 0 points 0.00 No
- 1/2 point 0.50 Yes, but with no obvious favoritism to a particular group or groups
- Full point 1.00 Yes, and with obvious favoritism to a particular group or groups

Country / Territory	baseline year, ending JUN 2007	previous year, ending DEC 2015	latest year, ending DEC 2016	Country / Territory	baseline year, ending JUN 2007	previous year, ending DEC 2015	latest year, ending DEC 2016	Country / Territory	baseline year, ending JUN 2007	previous year, ending DEC 2015	latest year, ending DEC 2016
Afghanistan	0.00	1.00	1.00	Grenada	0.00	0.50	0.50	Panama	0.00	0.50	0.50
Albania	0.00	1.00	1.00	Guatemala	0.00	1.00	1.00	Papua New Guinea	1.00	0.50	0.50
Algeria	1.00	0.50	0.50	Guinea	1.00	1.00	1.00	Paraguay	1.00	1.00	0.50
Andorra	0.00	1.00	1.00	Guinea-Bissau	0.00	0.00	0.00	Peru	1.00	1.00	1.00
Angola	0.00	0.00	0.50	Guyana	0.00	0.50	0.50	Philippines	0.00	1.00	1.00
Antigua and Barbuda	0.00	0.50	0.50	Haiti	0.00	1.00	1.00	Poland	0.00	1.00	1.00
Argentina	1.00	1.00	1.00	Honduras	0.00	1.00	1.00	Portugal	1.00	1.00	1.00
Armenia	0.00	1.00	1.00	Hong Kong	1.00	0.50	0.50	Qatar	1.00	1.00	1.00
Australia	0.00	0.50	0.50	Hungary	0.50	1.00	1.00	Republic of Macedonia	0.00	1.00	1.00
Austria	0.00	0.00	1.00	Iceland	1.00	1.00	1.00	Republic of the Congo	0.00	0.00	0.00
Azerbaijan	0.00	0.50	0.50	India	1.00	0.00	0.00	Romania	1.00	1.00	1.00
Bahamas	0.00	0.00	0.00	Indonesia	1.00	1.00	1.00	Russia	1.00	1.00	1.00
Bahrain	1.00	1.00	1.00	Iran	1.00	0.00	0.00	Rwanda	0.00	0.00	0.00
Bangladesh	1.00	0.50	1.00	Iraq	1.00	1.00	1.00	Samoa	0.00	0.50	0.50
Barbados	0.00	0.50	0.50	Ireland	0.00	0.00	0.50	San Marino	0.00	0.50	0.50
Belarus	0.00	1.00	1.00	Israel	1.00	1.00	1.00	Sao Tome and Principe	0.00	0.00	0.50
Belgium	1.00	1.00	1.00	Italy	0.00	0.50	0.50	Saudi Arabia	1.00	1.00	1.00
Belize	1.00	0.50	0.50	Ivory Coast	1.00	1.00	0.50	Senegal	0.50	1.00	1.00
Benin	0.00	0.00	0.00	Jamaica	0.00	0.50	0.50	Serbia	1.00	1.00	1.00
Bhutan	1.00	1.00	1.00	Japan	0.00	0.50	0.50	Seychelles	1.00	1.00	1.00
Bolivia	1.00	0.50	1.00	Jordan	1.00	1.00	1.00	Sierra Leone	0.00	0.50	0.50
Bosnia-Herzegovina	0.00	0.00	0.00	Kazakhstan	0.00	1.00	1.00	Singapore	0.00	0.50	0.50
Botswana	0.00	0.00	0.00	Kenya	1.00	0.50	0.50	Slovakia	1.00	1.00	1.00
Brazil	0.00	0.50	0.50	Kiribati	0.00	1.00	1.00	Slovenia	0.00	1.00	1.00
Brunei	1.00	1.00	1.00	Kosovo	1.00	0.50	1.00	Solomon Islands	0.00	0.00	0.50
Bulgaria	0.00	0.50	0.50	Kuwait	1.00	1.00	1.00	Somalia	0.00	0.00	0.00
Burkina Faso	0.00	1.00	1.00	Kyrgyzstan	0.00	0.50	0.50	South Africa	0.00	0.50	0.50
Burma (Myanmar)	1.00	1.00	1.00	Laos	0.00	0.00	0.00	South Korea	0.00	0.50	0.50
Burundi	0.50	0.00	0.00	Latvia	0.00	0.50	0.50	South Sudan	n/a	0.00	0.00
Cambodia	1.00	1.00	1.00	Lebanon	1.00	1.00	1.00	Spain	1.00	1.00	1.00
Cameroon	0.00	1.00	1.00	Lesotho	0.00	0.00	0.00	Sri Lanka	1.00	0.00	0.00
Canada	0.50	0.50	0.50	Liberia	0.00	0.50	0.50	St. Kitts and Nevis	0.00	0.00	1.00
Cape Verde	1.00	1.00	1.00	Libya	0.00	0.00	0.00	St. Lucia	0.00	0.50	0.50
Central African Republic	1.00	1.00	1.00	Liechtenstein	1.00	1.00	1.00	St. Vincent and the Grenadines	0.00	0.00	0.00
Chad	1.00	0.50	0.50	Lithuania	1.00	1.00	1.00	Sudan	1.00	1.00	1.00
Chile	1.00	0.50	0.50	Luxembourg	1.00	1.00	0.50	Suriname	0.50	0.50	0.50
China	0.00	0.00	1.00	Macau	1.00	0.50	0.50	Swaziland	1.00	1.00	1.00
Colombia	1.00	0.00	0.00	Madagascar	1.00	1.00	0.50	Sweden	0.00	0.50	0.50
Comoros	0.00	0.00	0.00	Malawi	0.00	0.50	0.50	Switzerland	1.00	1.00	1.00
Costa Rica	0.00	1.00	1.00	Malaysia	1.00	1.00	1.00	Syria	1.00	1.00	1.00
Croatia	1.00	1.00	1.00	Maldives	1.00	1.00	1.00	Taiwan	0.00	0.50	0.50
Cuba	1.00	1.00	1.00	Mali	0.00	0.00	0.50	Tajikistan	0.00	1.00	1.00
Cyprus	0.00	1.00	1.00	Malta	1.00	1.00	1.00	Tanzania	0.00	1.00	1.00
Czech Republic	1.00	1.00	1.00	Marshall Islands	0.00	0.00	0.50	Thailand	1.00	1.00	1.00
Democratic Republic of the Congo	0.00	0.50	0.50	Mauritania	1.00	1.00	1.00	Timor-Leste	0.00	1.00	0.50
Denmark	1.00	1.00	1.00	Mauritius	0.00	1.00	1.00	Togo	0.00	1.00	1.00
Djibouti	0.00	1.00	1.00	Mexico	0.00	0.50	0.50	Tonga	0.00	0.50	0.50
Dominica	0.00	0.00	0.00	Moldova	0.00	1.00	1.00	Trinidad and Tobago	1.00	1.00	1.00
Dominican Republic	0.00	1.00	1.00	Monaco	0.00	0.00	0.00	Tunisia	1.00	1.00	1.00
Ecuador	0.00	0.50	0.50	Mongolia	0.00	1.00	1.00	Turkey	1.00	1.00	1.00
Egypt	1.00	1.00	1.00	Montenegro	0.00	0.50	0.50	Turkmenistan	1.00	1.00	1.00
El Salvador	0.00	0.50	1.00	Morocco	1.00	1.00	1.00	Tuvalu	0.00	0.00	0.00
Equatorial Guinea	1.00	1.00	1.00	Mozambique	0.00	0.00	0.00	Uganda	0.00	0.50	0.00
Ertria	0.00	1.00	1.00	Namibia	0.00	0.50	0.50	Ukraine	0.00	0.50	0.50
Estonia	0.00	1.00	1.00	Nauru	0.00	0.00	0.00	United Arab Emirates	1.00	1.00	1.00
Ethiopia	0.00	1.00	1.00	Nepal	0.00	1.00	1.00	United Kingdom	1.00	1.00	1.00
Federated States of Micronesia	0.00	0.00	0.00	Netherlands	0.50	1.00	1.00	United States	0.50	0.50	0.50
Fiji	1.00	0.50	0.50	New Zealand	0.00	0.50	0.50	Uruguay	0.00	0.00	0.00
Finland	0.00	0.50	1.00	Nicaragua	1.00	1.00	1.00	Uzbekistan	1.00	1.00	1.00
France	0.00	0.50	0.50	Niger	1.00	1.00	1.00	Vanuatu	0.00	0.00	1.00
Gabon	1.00	0.50	0.50	Nigeria	1.00	1.00	1.00	Venezuela	1.00	1.00	1.00
Gambia	1.00	0.00	0.00	Norway	0.00	1.00	1.00	Vietnam	0.00	0.00	0.00
Georgia	1.00	1.00	1.00	Oman	0.00	1.00	1.00	Western Sahara	1.00	1.00	1.00
Germany	1.00	1.00	1.00	Pakistan	1.00	1.00	1.00	Yemen	0.00	1.00	0.00
Ghana	0.00	0.50	0.50	Palau	0.00	0.50	0.50	Zambia	0.00	0.00	0.00
Greece	1.00	1.00	1.00	Palestinian territories	1.00	1.00	1.00	Zimbabwe	0.00	0.00	0.50

This question is a component of GRI.Q.20.3.

## GRI.Q.20.4

Is religious education required in public schools?

- 0 points 0.00 No
- 1/2 point 0.50 Yes, by at least some local governments
- Full point 1.00 Yes, by the national government

Country / Territory	baseline year, ending JUN 2007	previous year, ending DEC 2015	latest year, ending DEC 2016	Country / Territory	baseline year, ending JUN 2007	previous year, ending DEC 2015	latest year, ending DEC 2016	Country / Territory	baseline year, ending JUN 2007	previous year, ending DEC 2015	latest year, ending DEC 2016
Afghanistan	1.00	1.00	1.00	Grenada	0.00	0.00	0.00	Panama	1.00	1.00	1.00
Albania	0.00	0.00	0.00	Guatemala	0.00	0.00	0.00	Papua New Guinea	1.00	1.00	1.00
Algeria	1.00	1.00	1.00	Guinea	0.00	0.00	0.00	Paraguay	0.00	0.00	0.00
Andorra	0.00	0.00	0.00	Guinea-Bissau	0.00	0.00	0.00	Peru	1.00	1.00	1.00
Angola	0.00	0.00	0.00	Guyana	0.00	0.00	0.00	Philippines	0.00	0.00	0.00
Antigua and Barbuda	0.50	0.00	0.00	Haiti	0.00	0.00	0.00	Poland	0.00	0.00	0.00
Argentina	0.00	0.00	0.00	Honduras	0.00	0.00	0.00	Portugal	0.00	0.00	0.00
Armenia	0.00	1.00	1.00	Hong Kong	0.00	0.00	0.00	Qatar	1.00	1.00	1.00
Australia	0.00	1.00	1.00	Hungary	0.00	1.00	0.00	Republic of Macedonia	0.00	0.00	0.00
Austria	1.00	1.00	1.00	Iceland	1.00	1.00	1.00	Republic of the Congo	0.00	0.00	0.00
Azerbaijan	0.00	0.00	0.00	India	0.00	0.00	0.00	Romania	0.50	0.50	0.00
Bahamas	0.00	1.00	1.00	Indonesia	1.00	1.00	1.00	Russia	0.50	0.50	0.50
Bahrain	1.00	1.00	1.00	Iran	1.00	1.00	1.00	Rwanda	0.00	1.00	1.00
Bangladesh	1.00	1.00	1.00	Iraq	0.50	1.00	1.00	Samoa	0.00	1.00	1.00
Barbados	0.00	0.00	1.00	Ireland	0.00	1.00	1.00	San Marino	0.00	1.00	1.00
Belarus	0.00	0.00	0.00	Israel	1.00	0.00	0.00	Sao Tome and Principe	0.00	0.00	0.00
Belgium	0.00	1.00	1.00	Italy	0.00	0.00	0.00	Saudi Arabia	1.00	1.00	1.00
Belize	1.00	1.00	1.00	Ivory Coast	0.00	0.00	0.00	Senegal	0.00	0.00	0.00
Benin	0.00	0.00	0.00	Jamaica	0.00	0.00	1.00	Serbia	1.00	0.00	0.00
Bhutan	0.00	0.00	0.00	Japan	0.00	0.00	0.00	Seychelles	0.00	1.00	1.00
Bolivia	0.00	0.00	0.00	Jordan	1.00	1.00	1.00	Sierra Leone	0.00	1.00	1.00
Bosnia-Herzegovina	0.00	1.00	1.00	Kazakhstan	0.00	0.00	0.00	Singapore	0.00	0.00	0.00
Botswana	1.00	0.00	0.00	Kenya	0.00	1.00	1.00	Slovakia	1.00	0.00	0.00
Brazil	0.00	0.50	0.50	Kiribati	0.00	0.00	0.00	Slovenia	0.00	1.00	1.00
Brunei	1.00	1.00	1.00	Kosovo	0.00	0.00	0.00	Solomon Islands	1.00	1.00	1.00
Bulgaria	0.00	0.00	0.00	Kuwait	1.00	1.00	1.00	Somalia	0.00	1.00	1.00
Burkina Faso	0.00	0.00	0.00	Kyrgyzstan	0.00	0.00	0.00	South Africa	0.00	0.00	0.00
Burma (Myanmar)	1.00	0.00	0.00	Laos	0.00	0.50	0.50	South Korea	0.00	0.00	0.00
Burundi	0.00	0.00	0.00	Latvia	0.00	0.00	0.00	South Sudan	n/a	1.00	1.00
Cambodia	0.00	0.00	0.00	Lebanon	0.00	0.00	0.00	Spain	0.00	0.00	0.00
Cameroon	0.00	0.00	0.00	Lesotho	0.00	1.00	1.00	Sri Lanka	1.00	1.00	1.00
Canada	0.00	0.50	0.50	Liberia	0.00	0.00	0.00	St. Kitts and Nevis	0.00	0.00	0.00
Cape Verde	0.00	0.00	0.00	Libya	1.00	1.00	1.00	St. Lucia	0.00	0.00	0.00
Central African Republic	0.00	0.00	0.00	Liechtenstein	1.00	1.00	1.00	St. Vincent and the Grenadines	0.00	0.00	0.00
Chad	0.00	0.00	0.00	Lithuania	0.00	0.00	0.00	Sudan	1.00	1.00	1.00
Chile	1.00	1.00	1.00	Luxembourg	0.00	0.50	0.50	Suriname	0.00	0.00	0.00
China	0.00	1.00	1.00	Macau	0.00	0.00	0.00	Swaziland	0.00	1.00	1.00
Colombia	0.00	0.00	0.00	Madagascar	0.00	0.00	0.00	Sweden	1.00	1.00	1.00
Comoros	0.00	1.00	1.00	Malawi	0.00	1.00	1.00	Switzerland	0.50	0.50	0.50
Costa Rica	0.00	1.00	1.00	Malaysia	1.00	1.00	1.00	Syria	1.00	1.00	1.00
Croatia	1.00	0.00	0.00	Maldives	1.00	1.00	1.00	Taiwan	0.00	0.00	0.00
Cuba	0.00	0.00	0.00	Mali	0.00	0.00	0.00	Tajikistan	1.00	0.00	0.00
Cyprus	1.00	1.00	1.00	Malta	1.00	1.00	1.00	Tanzania	0.00	0.00	0.00
Czech Republic	0.00	0.00	0.00	Marshall Islands	0.00	0.00	0.00	Thailand	1.00	1.00	1.00
Democratic Republic of the Congo	0.00	0.00	0.00	Mauritania	1.00	1.00	1.00	Timor-Leste	0.00	1.00	1.00
Denmark	1.00	1.00	1.00	Mauritius	0.00	0.00	0.00	Togo	0.00	0.00	0.00
Djibouti	0.00	0.00	0.00	Mexico	0.00	0.00	0.00	Tonga	0.00	0.00	0.50
Dominica	0.00	0.00	0.00	Moldova	1.00	0.00	0.00	Trinidad and Tobago	0.00	0.00	0.00
Dominican Republic	1.00	1.00	1.00	Monaco	0.00	0.00	0.00	Tunisia	1.00	1.00	1.00
Ecuador	0.00	0.00	0.00	Mongolia	0.00	0.00	0.00	Turkey	1.00	1.00	1.00
Egypt	0.00	1.00	1.00	Montenegro	0.00	0.00	0.00	Turkmenistan	1.00	0.00	0.00
El Salvador	0.00	0.00	0.00	Morocco	0.00	1.00	1.00	Tuvalu	0.00	0.00	0.00
Equatorial Guinea	1.00	1.00	1.00	Mozambique	0.00	0.00	0.00	Uganda	0.00	0.00	0.00
Eritrea	0.00	0.00	0.00	Namibia	0.00	0.00	0.00	Ukraine	0.00	0.00	0.00
Estonia	0.00	0.00	0.00	Nauru	0.00	0.00	0.50	United Arab Emirates	1.00	1.00	1.00
Ethiopia	0.00	0.00	0.00	Nepal	0.00	0.00	0.00	United Kingdom	1.00	1.00	1.00
Federated States of Micronesia	0.00	0.00	0.00	Netherlands	0.00	0.00	0.00	United States	0.00	0.00	0.00
Fiji	0.00	0.00	0.00	New Zealand	0.00	0.00	0.00	Uruguay	0.00	0.00	0.00
Finland	0.00	0.00	1.00	Nicaragua	0.00	1.00	1.00	Uzbekistan	0.00	0.00	0.00
France	0.00	0.00	0.00	Niger	0.00	0.00	0.00	Vanuatu	1.00	1.00	1.00
Gabon	0.00	0.00	0.00	Nigeria	1.00	1.00	1.00	Venezuela	0.00	0.00	0.00
Gambia	0.00	1.00	1.00	Norway	1.00	1.00	1.00	Vietnam	0.00	0.00	0.00
Georgia	0.00	0.00	0.00	Oman	1.00	1.00	1.00	Western Sahara	0.00	1.00	1.00
Germany	0.50	0.00	0.00	Pakistan	1.00	1.00	1.00	Yemen	1.00	1.00	1.00
Ghana	1.00	1.00	1.00	Palau	0.00	0.00	0.00	Zambia	1.00	1.00	1.00
Greece	1.00	1.00	1.00	Palestinian territories	1.00	1.00	1.00	Zimbabwe	0.00	1.00	1.00

This question is a component of GRI.Q.20.

## GRI.Q.20.5

Does the national government defer in some way to religious authorities, texts or doctrines on legal issues?

- 0 points 0.00 No
- Full point 1.00 Yes

Country / Territory	baseline year, ending JUN 2007	previous year, ending DEC 2015	latest year, ending DEC 2016	Country / Territory	baseline year, ending JUN 2007	previous year, ending DEC 2015	latest year, ending DEC 2016	Country / Territory	baseline year, ending JUN 2007	previous year, ending DEC 2015	latest year, ending DEC 2016
Afghanistan	1.00	1.00	1.00	Grenada	0.00	0.00	0.00	Panama	0.00	0.00	0.00
Albania	0.00	0.00	0.00	Guatemala	0.00	0.00	0.00	Papua New Guinea	0.00	0.00	0.00
Algeria	1.00	1.00	1.00	Guinea	0.00	1.00	1.00	Paraguay	0.00	0.00	0.00
Andorra	0.00	0.00	0.00	Guinea-Bissau	0.00	1.00	0.00	Peru	0.00	0.00	0.00
Angola	0.00	0.00	0.00	Guyana	0.00	0.00	0.00	Philippines	1.00	1.00	1.00
Antigua and Barbuda	0.00	0.00	0.00	Haiti	0.00	0.00	0.00	Poland	0.00	0.00	1.00
Argentina	0.00	0.00	0.00	Honduras	0.00	0.00	0.00	Portugal	0.00	0.00	0.00
Armenia	0.00	1.00	1.00	Hong Kong	0.00	0.00	0.00	Qatar	1.00	1.00	1.00
Australia	0.00	0.00	0.00	Hungary	0.00	0.00	0.00	Republic of Macedonia	0.00	0.00	0.00
Austria	0.00	0.00	0.00	Iceland	0.00	1.00	1.00	Republic of the Congo	0.00	0.00	0.00
Azerbaijan	0.00	0.00	0.00	India	1.00	1.00	1.00	Romania	0.00	0.00	0.00
Bahamas	0.00	0.00	0.00	Indonesia	1.00	1.00	1.00	Russia	0.00	1.00	1.00
Bahrain	1.00	1.00	1.00	Iran	1.00	1.00	1.00	Rwanda	0.00	0.00	0.00
Bangladesh	1.00	1.00	1.00	Iraq	1.00	1.00	1.00	Samoa	0.00	0.00	0.00
Barbados	0.00	0.00	0.00	Ireland	0.00	0.00	0.00	San Marino	0.00	0.00	0.00
Belarus	0.00	0.00	0.00	Israel	1.00	1.00	1.00	Sao Tome and Principe	0.00	0.00	0.00
Belgium	0.00	0.00	0.00	Italy	0.00	0.00	0.00	Saudi Arabia	1.00	1.00	1.00
Belize	0.00	0.00	0.00	Ivory Coast	0.00	0.00	0.00	Senegal	0.00	1.00	1.00
Benin	0.00	0.00	0.00	Jamaica	0.00	0.00	0.00	Serbia	0.00	0.00	0.00
Bhutan	1.00	0.00	0.00	Japan	0.00	0.00	0.00	Seychelles	0.00	0.00	0.00
Bolivia	0.00	0.00	0.00	Jordan	1.00	1.00	1.00	Sierra Leone	0.00	0.00	0.00
Bosnia-Herzegovina	0.00	0.00	0.00	Kazakhstan	0.00	0.00	0.00	Singapore	1.00	1.00	1.00
Botswana	0.00	0.00	0.00	Kenya	1.00	1.00	1.00	Slovakia	0.00	0.00	0.00
Brazil	0.00	0.00	0.00	Kiribati	0.00	0.00	0.00	Slovenia	0.00	0.00	0.00
Brunei	1.00	1.00	1.00	Kosovo	0.00	0.00	0.00	Solomon Islands	0.00	0.00	0.00
Bulgaria	0.00	0.00	0.00	Kuwait	1.00	1.00	1.00	Somalia	1.00	1.00	1.00
Burkina Faso	0.00	0.00	0.00	Kyrgyzstan	0.00	0.00	0.00	South Africa	0.00	0.00	0.00
Burma (Myanmar)	0.00	0.00	0.00	Laos	0.00	0.00	0.00	South Korea	0.00	0.00	0.00
Burundi	0.00	0.00	0.00	Latvia	0.00	0.00	0.00	South Sudan	0.00	0.00	0.00
Cambodia	0.00	0.00	0.00	Lebanon	1.00	1.00	1.00	Spain	n/a	0.00	0.00
Cameroon	0.00	0.00	0.00	Lesotho	0.00	0.00	0.00	Spain	0.00	0.00	0.00
Canada	0.00	0.00	0.00	Liberia	0.00	0.00	0.00	Sri Lanka	1.00	1.00	1.00
Cape Verde	0.00	0.00	1.00	Libya	1.00	1.00	1.00	St. Kitts and Nevis	0.00	0.00	0.00
Central African Republic	0.00	0.00	0.00	Liechtenstein	0.00	0.00	0.00	St. Lucia	0.00	0.00	0.00
Chad	1.00	0.00	0.00	Lithuania	0.00	0.00	0.00	St. Vincent and the Grenadines	0.00	0.00	0.00
Chile	0.00	0.00	0.00	Luxembourg	0.00	0.00	0.00	Sudan	1.00	1.00	1.00
China	0.00	0.00	0.00	Macau	0.00	0.00	0.00	Suriname	0.00	0.00	0.00
Colombia	0.00	0.00	0.00	Madagascar	0.00	0.00	0.00	Swaziland	0.00	0.00	0.00
Comoros	1.00	1.00	1.00	Malawi	0.00	0.00	0.00	Sweden	0.00	0.00	0.00
Costa Rica	1.00	0.00	1.00	Malaysia	1.00	1.00	1.00	Switzerland	0.00	0.00	0.00
Croatia	0.00	0.00	0.00	Maldives	1.00	1.00	1.00	Syria	1.00	1.00	1.00
Cuba	0.00	0.00	0.00	Mali	0.00	1.00	1.00	Taiwan	0.00	0.00	0.00
Cyprus	0.00	1.00	1.00	Malta	1.00	0.00	0.00	Tajikistan	0.00	1.00	1.00
Czech Republic	0.00	0.00	0.00	Marshall Islands	0.00	0.00	0.00	Tanzania	1.00	1.00	1.00
Democratic Republic of the Congo	0.00	0.00	0.00	Mauritania	1.00	1.00	1.00	Thailand	0.00	0.00	1.00
Denmark	0.00	1.00	1.00	Mauritius	0.00	0.00	0.00	Timor-Leste	0.00	1.00	1.00
Djibouti	1.00	1.00	1.00	Mexico	0.00	0.00	0.00	Togo	0.00	0.00	0.00
Dominica	0.00	0.00	0.00	Moldova	0.00	0.00	0.00	Tonga	0.00	1.00	1.00
Dominican Republic	0.00	0.00	0.00	Monaco	0.00	0.00	0.00	Trinidad and Tobago	0.00	1.00	1.00
Ecuador	0.00	0.00	0.00	Mongolia	0.00	0.00	0.00	Tunisia	1.00	1.00	1.00
Egypt	1.00	1.00	1.00	Montenegro	0.00	0.00	0.00	Turkey	0.00	0.00	0.00
El Salvador	0.00	0.00	0.00	Morocco	1.00	1.00	1.00	Turkmenistan	0.00	0.00	1.00
Equatorial Guinea	0.00	0.00	1.00	Mozambique	0.00	0.00	0.00	Tuvalu	0.00	0.00	0.00
Eritrea	0.00	1.00	1.00	Namibia	0.00	0.00	0.00	Uganda	1.00	0.00	0.00
Estonia	0.00	0.00	0.00	Nauru	0.00	0.00	0.00	Ukraine	0.00	0.00	0.00
Ethiopia	0.00	1.00	1.00	Nepal	0.00	0.00	0.00	United Arab Emirates	1.00	1.00	1.00
Federated States of Micronesia	0.00	0.00	0.00	Netherlands	0.00	0.00	0.00	United Kingdom	1.00	1.00	1.00
Fiji	0.00	0.00	0.00	New Zealand	0.00	0.00	0.00	United States	0.00	0.00	0.00
Finland	0.00	0.00	1.00	Nicaragua	0.00	0.00	0.00	Uruguay	0.00	0.00	0.00
France	0.00	0.00	0.00	Niger	0.00	1.00	1.00	Uzbekistan	0.00	0.00	0.00
Gabon	0.00	0.00	0.00	Nigeria	1.00	1.00	1.00	Vanuatu	0.00	0.00	0.00
Gambia	1.00	1.00	1.00	Norway	0.00	0.00	0.00	Venezuela	0.00	0.00	0.00
Georgia	0.00	0.00	0.00	Oman	1.00	1.00	1.00	Vietnam	0.00	0.00	0.00
Germany	0.00	0.00	0.00	Pakistan	1.00	1.00	1.00	Western Sahara	1.00	1.00	1.00
Ghana	0.00	0.00	0.00	Palau	0.00	0.00	0.00	Yemen	1.00	1.00	1.00
Greece	1.00	1.00	1.00	Palestinian territories	1.00	1.00	1.00	Zambia	0.00	0.00	0.00
								Zimbabwe	0.00	0.00	0.00

This question is a component of GRI.Q.20.

## SHI.Q.1

Were there crimes, malicious acts or violence motivated by religious hatred or bias?

- 0 points 0.00 No
- + 1/6 point 0.17 Yes, harassment/intimidation (see SHI.Q.1.a)
- + 1/6 point 0.17 Yes, property damage (see SHI.Q.1.b)
- + 1/6 point 0.17 Yes, detentions/abductions (see SHI.Q.1.c)
- + 1/6 point 0.17 Yes, displacement from homes (see SHI.Q.1.d)
- + 1/6 point 0.17 Yes, physical assaults (see SHI.Q.1.e)
- + 1/6 point 0.17 Yes, deaths (see SHI.Q.1.f)

Country / Territory	baseline year, ending JUN 2007	previous year, ending DEC 2015	latest year, ending DEC 2016	Country / Territory	baseline year, ending JUN 2007	previous year, ending DEC 2015	latest year, ending DEC 2016	Country / Territory	baseline year, ending JUN 2007	previous year, ending DEC 2015	latest year, ending DEC 2016
Afghanistan	0.50	0.50	0.50	Grenada	0.00	0.00	0.00	Panama	0.00	0.17	0.17
Albania	0.00	0.17	0.00	Guatemala	0.00	0.17	0.33	Papua New Guinea	0.00	0.50	0.50
Algeria	0.17	0.67	0.50	Guinea	0.00	0.33	0.17	Paraguay	0.33	0.33	0.17
Andorra	0.00	0.00	0.00	Guinea-Bissau	0.00	0.00	0.00	Peru	0.00	0.17	0.17
Angola	0.50	0.17	0.17	Guyana	0.00	0.00	0.00	Philippines	0.67	0.17	0.17
Antigua and Barbuda	0.00	0.00	0.17	Haiti	0.17	0.17	0.33	Poland	0.50	0.33	0.33
Argentina	0.17	0.50	0.50	Honduras	0.00	0.17	0.50	Portugal	0.00	0.00	0.33
Armenia	0.33	0.50	0.50	Hong Kong	0.33	0.17	0.17	Qatar	0.00	0.17	0.17
Australia	0.17	0.50	0.50	Hungary	0.33	0.50	0.67	Republic of Macedonia	0.33	0.33	0.33
Austria	0.50	0.50	0.50	Iceland	0.17	0.33	0.17	Republic of the Congo	0.17	0.33	0.00
Azerbaijan	0.33	0.00	0.00	India	1.00	0.83	0.83	Romania	0.50	0.33	0.50
Bahamas	0.00	0.00	0.00	Indonesia	0.83	0.50	0.50	Russia	0.67	0.67	0.83
Bahrain	0.17	0.33	0.17	Iran	0.33	0.33	0.50	Rwanda	0.00	0.00	0.17
Bangladesh	0.83	0.67	0.83	Iraq	1.00	0.83	0.83	Samoa	0.17	0.33	0.33
Barbados	0.00	0.17	0.17	Ireland	0.17	0.33	0.50	San Marino	0.00	0.00	0.00
Belarus	0.17	0.33	0.33	Israel	0.50	0.67	0.50	Sao Tome and Principe	0.00	0.00	0.00
Belgium	0.50	0.50	0.50	Italy	0.17	0.50	0.50	Saudi Arabia	0.50	0.17	0.33
Belize	0.00	0.00	0.17	Ivory Coast	0.17	0.00	0.00	Senegal	0.00	0.00	0.00
Benin	0.00	0.00	0.50	Jamaica	0.00	0.17	0.17	Serbia	0.67	0.17	0.33
Bhutan	0.17	0.17	0.17	Japan	0.00	0.17	0.17	Seychelles	0.00	0.00	0.00
Bolivia	0.00	0.67	0.50	Jordan	0.17	0.50	0.50	Sierra Leone	0.00	0.00	0.33
Bosnia-Herzegovina	0.17	0.50	0.50	Kazakhstan	0.00	0.17	0.17	Singapore	0.00	0.00	0.17
Botswana	0.17	0.00	0.00	Kenya	0.33	0.50	0.33	Slovakia	0.17	0.33	0.33
Brazil	0.17	0.50	0.50	Kiribati	0.17	0.00	0.17	Slovenia	0.17	0.00	0.33
Brunei	0.17	0.17	0.17	Kosovo	0.50	0.50	0.50	Solomon Islands	0.17	0.33	0.00
Bulgaria	0.17	0.50	0.50	Kuwait	0.00	0.33	0.17	Somalia	0.67	0.17	0.17
Burkina Faso	0.33	0.67	0.67	Kyrgyzstan	0.67	0.33	0.50	South Africa	0.33	0.83	0.83
Burma (Myanmar)	0.67	0.50	0.67	Laos	0.17	0.33	0.33	South Korea	0.00	0.17	0.17
Burundi	0.50	0.33	0.00	Latvia	0.17	0.33	0.17	South Sudan	n/a	0.33	0.67
Cambodia	0.17	0.17	0.67	Lebanon	0.50	0.33	0.33	Spain	0.33	0.33	0.50
Cameroon	0.17	0.33	0.17	Lesotho	0.00	0.00	0.33	Sri Lanka	0.67	0.67	0.50
Canada	0.33	0.50	0.50	Liberia	0.33	0.33	0.17	St. Kitts and Nevis	0.00	0.17	0.17
Cape Verde	0.17	0.00	0.00	Libya	0.00	0.67	0.67	St. Lucia	0.00	0.00	0.00
Central African Republic	0.33	1.00	1.00	Liechtenstein	0.17	0.17	0.17	St. Vincent and the Grenadines	0.00	0.17	0.17
Chad	0.17	0.50	0.00	Lithuania	0.33	0.33	0.50	Sudan	0.50	0.33	0.17
Chile	0.17	0.33	0.33	Luxembourg	0.00	0.00	0.00	Suriname	0.00	0.00	0.00
China	0.33	0.50	0.33	Macau	0.00	0.00	0.00	Swaziland	0.00	0.33	0.17
Colombia	0.17	0.83	1.00	Madagascar	0.00	0.00	0.17	Sweden	0.33	0.50	0.67
Comoros	0.33	0.17	0.17	Malawi	0.00	0.00	0.00	Switzerland	0.33	0.50	0.33
Costa Rica	0.00	0.17	0.17	Malaysia	0.17	0.33	0.33	Syria	0.50	1.00	1.00
Croatia	0.17	0.33	0.33	Maldives	0.17	0.33	0.17	Taiwan	0.00	0.00	0.17
Cuba	0.00	0.00	0.00	Mali	0.17	0.33	0.33	Tajikistan	0.50	0.17	0.17
Cyprus	0.50	0.50	0.33	Malta	0.17	0.00	0.17	Tanzania	0.50	0.33	0.50
Czech Republic	0.17	0.33	0.33	Marshall Islands	0.00	0.00	0.00	Thailand	0.50	0.67	0.67
Democratic Republic of the Congo	0.50	0.50	0.83	Mauritania	0.00	0.00	0.17	Timor-Leste	0.33	0.33	0.33
Denmark	0.33	0.33	0.50	Mauritius	0.00	0.33	0.33	Togo	0.00	0.17	0.17
Djibouti	0.17	0.17	0.17	Mexico	0.83	0.83	1.00	Tonga	0.00	0.00	0.00
Dominica	0.00	0.00	0.00	Moldova	0.50	0.50	0.50	Trinidad and Tobago	0.00	0.00	0.17
Dominican Republic	0.00	0.00	0.00	Monaco	0.00	0.00	0.00	Tunisia	0.50	0.33	0.17
Ecuador	0.17	0.17	0.17	Mongolia	0.00	0.17	0.17	Turkey	0.50	0.67	0.67
Egypt	0.50	1.00	1.00	Montenegro	0.33	0.50	0.17	Turkmenistan	0.17	0.17	0.17
El Salvador	0.17	0.17	0.17	Morocco	0.17	0.17	0.33	Tuvalu	0.17	0.17	0.33
Equatorial Guinea	0.00	0.17	0.00	Mozambique	0.00	0.00	0.33	Uganda	0.17	0.83	0.67
Eritrea	0.17	0.00	0.17	Namibia	0.00	0.00	0.00	Ukraine	0.33	1.00	0.67
Estonia	0.33	0.17	0.33	Nauru	0.00	0.00	0.00	United Arab Emirates	0.17	0.00	0.17
Ethiopia	1.00	0.00	0.33	Nepal	0.67	0.67	0.67	United Kingdom	0.50	0.50	0.67
Federated States of Micronesia	0.00	0.00	0.17	Netherlands	0.33	0.50	0.50	United States	0.67	0.67	0.50
Fiji	0.17	0.00	0.33	New Zealand	0.17	0.17	0.17	Uruguay	0.17	0.00	0.67
Finland	0.17	0.17	0.33	Nicaragua	0.00	0.17	0.00	Uzbekistan	0.33	0.17	0.17
France	0.83	0.50	0.67	Niger	0.00	0.67	0.50	Vanuatu	0.00	0.33	0.50
Gabon	0.17	0.00	0.00	Nigeria	0.33	0.83	0.83	Venezuela	0.17	0.33	0.50
Gambia	0.33	0.50	0.17	Norway	0.33	0.33	0.17	Vietnam	0.17	0.67	0.00
Georgia	0.33	0.50	0.50	Oman	0.00	0.00	0.17	Western Sahara	0.00	0.00	0.00
Germany	0.17	0.50	0.50	Pakistan	0.83	1.00	1.00	Yemen	0.50	0.50	0.50
Ghana	0.67	0.50	0.50	Palau	0.00	0.00	0.00	Zambia	0.00	0.33	0.50
Greece	0.50	0.33	0.50	Palestinian territories	0.67	0.67	0.83	Zimbabwe	0.17	0.17	0.00

This is a summary variable that captures the hostilities identified in questions 1.a-f into a single measure indicating the severity of religious hatred or bias in each country.

If one type of hostility occurred the country received 1/6 point for that year. Countries can have multiple types of hostilities. The scores on this question are cumulative; a country with three types of malicious acts would score 0.50 for that period and a country with all six types in any of both years would score 1.00.

## SHI.Q.1a

Did individuals face harassment or intimidation motivated by religious hatred or bias?

- 0 points 0.00 No
- Full point 1.00 Yes

Country / Territory	baseline year, ending JUN 2007	previous year, ending DEC 2015	latest year, ending DEC 2016	Country / Territory	baseline year, ending JUN 2007	previous year, ending DEC 2015	latest year, ending DEC 2016	Country / Territory	baseline year, ending JUN 2007	previous year, ending DEC 2015	latest year, ending DEC 2016
Afghanistan	1.00	1.00	1.00	Grenada	0.00	0.00	0.00	Panama	0.00	1.00	1.00
Albania	0.00	1.00	0.00	Guatemala	0.00	1.00	1.00	Papua New Guinea	0.00	1.00	1.00
Algeria	1.00	1.00	1.00	Guinea	0.00	1.00	1.00	Paraguay	1.00	1.00	1.00
Andorra	0.00	0.00	0.00	Guinea-Bissau	0.00	0.00	0.00	Peru	0.00	1.00	1.00
Angola	1.00	1.00	1.00	Guyana	0.00	0.00	0.00	Philippines	1.00	1.00	1.00
Antigua and Barbuda	0.00	0.00	1.00	Haiti	1.00	1.00	1.00	Poland	1.00	1.00	1.00
Argentina	1.00	1.00	1.00	Honduras	0.00	1.00	1.00	Portugal	0.00	0.00	1.00
Armenia	1.00	1.00	1.00	Hong Kong	1.00	1.00	1.00	Qatar	0.00	1.00	1.00
Australia	1.00	1.00	1.00	Hungary	1.00	1.00	1.00	Republic of Macedonia	1.00	1.00	1.00
Austria	1.00	1.00	1.00	Iceland	1.00	1.00	1.00	Republic of the Congo	1.00	1.00	0.00
Azerbaijan	1.00	0.00	0.00	India	1.00	1.00	1.00	Romania	1.00	1.00	1.00
Bahamas	0.00	0.00	0.00	Indonesia	1.00	1.00	1.00	Russia	1.00	1.00	1.00
Bahrain	0.00	1.00	1.00	Iran	1.00	1.00	1.00	Rwanda	0.00	0.00	1.00
Bangladesh	1.00	1.00	1.00	Iraq	1.00	1.00	1.00	Samoa	1.00	1.00	1.00
Barbados	0.00	1.00	1.00	Ireland	1.00	1.00	1.00	San Marino	0.00	0.00	0.00
Belarus	1.00	1.00	1.00	Israel	1.00	1.00	1.00	Sao Tome and Principe	0.00	0.00	0.00
Belgium	1.00	1.00	1.00	Italy	1.00	1.00	1.00	Saudi Arabia	1.00	1.00	1.00
Belize	0.00	0.00	1.00	Ivory Coast	1.00	0.00	0.00	Senegal	0.00	0.00	0.00
Benin	0.00	0.00	1.00	Jamaica	0.00	1.00	1.00	Serbia	1.00	1.00	1.00
Bhutan	1.00	1.00	1.00	Japan	0.00	1.00	1.00	Seychelles	0.00	0.00	0.00
Bolivia	0.00	1.00	1.00	Jordan	1.00	1.00	1.00	Sierra Leone	0.00	0.00	1.00
Bosnia-Herzegovina	1.00	1.00	1.00	Kazakhstan	0.00	1.00	1.00	Singapore	0.00	0.00	1.00
Botswana	0.00	0.00	0.00	Kenya	1.00	1.00	1.00	Slovakia	1.00	1.00	1.00
Brazil	1.00	1.00	1.00	Kiribati	1.00	0.00	1.00	Slovenia	1.00	0.00	1.00
Brunei	1.00	1.00	1.00	Kosovo	1.00	1.00	1.00	Solomon Islands	1.00	1.00	0.00
Bulgaria	1.00	1.00	1.00	Kuwait	0.00	1.00	1.00	Somalia	1.00	1.00	1.00
Burkina Faso	1.00	1.00	1.00	Kyrgyzstan	1.00	1.00	1.00	South Africa	1.00	1.00	1.00
Burma (Myanmar)	1.00	1.00	1.00	Laos	1.00	1.00	1.00	South Korea	0.00	1.00	1.00
Burundi	1.00	1.00	0.00	Latvia	1.00	1.00	1.00	South Sudan	n/a	1.00	1.00
Cambodia	1.00	1.00	1.00	Lebanon	1.00	1.00	1.00	Spain	1.00	1.00	1.00
Cameroon	1.00	1.00	1.00	Lesotho	0.00	0.00	1.00	Sri Lanka	1.00	1.00	1.00
Canada	1.00	1.00	1.00	Liberia	1.00	1.00	1.00	St. Kitts and Nevis	0.00	1.00	1.00
Cape Verde	1.00	0.00	0.00	Libya	0.00	1.00	1.00	St. Lucia	0.00	0.00	0.00
Central African Republic	1.00	1.00	1.00	Liechtenstein	1.00	1.00	1.00	St. Vincent and the Grenadines	0.00	1.00	1.00
Chad	1.00	1.00	0.00	Lithuania	1.00	1.00	1.00	Sudan	1.00	1.00	1.00
Chile	1.00	1.00	1.00	Luxembourg	0.00	0.00	0.00	Suriname	0.00	0.00	0.00
China	1.00	1.00	1.00	Macau	0.00	0.00	0.00	Swaziland	0.00	1.00	1.00
Colombia	1.00	1.00	1.00	Madagascar	0.00	0.00	1.00	Sweden	1.00	1.00	1.00
Comoros	1.00	1.00	1.00	Malawi	0.00	0.00	0.00	Switzerland	1.00	1.00	1.00
Costa Rica	0.00	1.00	1.00	Malaysia	1.00	1.00	1.00	Syria	1.00	1.00	1.00
Croatia	1.00	1.00	1.00	Maldives	1.00	1.00	1.00	Taiwan	0.00	0.00	1.00
Cuba	0.00	0.00	0.00	Mali	1.00	1.00	1.00	Tajikistan	1.00	1.00	1.00
Cyprus	1.00	1.00	1.00	Malta	1.00	0.00	1.00	Tanzania	1.00	1.00	1.00
Czech Republic	1.00	1.00	1.00	Marshall Islands	0.00	0.00	0.00	Thailand	1.00	1.00	1.00
Democratic Republic of the Congo	1.00	1.00	1.00	Mauritania	0.00	0.00	1.00	Timor-Leste	1.00	1.00	1.00
Denmark	1.00	1.00	1.00	Mauritius	0.00	1.00	1.00	Togo	0.00	1.00	1.00
Djibouti	1.00	1.00	1.00	Mexico	1.00	1.00	1.00	Tonga	0.00	0.00	0.00
Dominica	0.00	0.00	0.00	Moldova	1.00	1.00	1.00	Trinidad and Tobago	0.00	0.00	1.00
Dominican Republic	0.00	0.00	0.00	Monaco	0.00	0.00	0.00	Tunisia	1.00	1.00	1.00
Ecuador	1.00	1.00	1.00	Mongolia	0.00	1.00	1.00	Turkey	1.00	1.00	1.00
Egypt	1.00	1.00	1.00	Montenegro	1.00	1.00	1.00	Turkmenistan	1.00	1.00	1.00
El Salvador	1.00	1.00	1.00	Morocco	1.00	1.00	1.00	Tuvalu	1.00	1.00	1.00
Equatorial Guinea	0.00	1.00	0.00	Mozambique	0.00	0.00	1.00	Uganda	1.00	1.00	1.00
Eritrea	1.00	0.00	1.00	Namibia	0.00	0.00	0.00	Ukraine	1.00	1.00	1.00
Estonia	1.00	1.00	1.00	Nauru	0.00	0.00	0.00	United Arab Emirates	1.00	0.00	1.00
Ethiopia	1.00	0.00	1.00	Nepal	1.00	1.00	1.00	United Kingdom	1.00	1.00	1.00
Federated States of Micronesia	0.00	0.00	1.00	Netherlands	1.00	1.00	1.00	United States	1.00	1.00	1.00
Fiji	1.00	0.00	1.00	New Zealand	1.00	1.00	1.00	Uruguay	1.00	0.00	1.00
Finland	1.00	1.00	1.00	Nicaragua	0.00	1.00	0.00	Uzbekistan	1.00	1.00	1.00
France	1.00	1.00	1.00	Niger	0.00	1.00	0.00	Vanuatu	0.00	1.00	1.00
Gabon	0.00	0.00	0.00	Nigeria	1.00	1.00	1.00	Venezuela	1.00	1.00	1.00
Gambia	1.00	1.00	1.00	Norway	1.00	1.00	1.00	Vietnam	1.00	1.00	0.00
Georgia	1.00	1.00	1.00	Oman	0.00	0.00	1.00	Western Sahara	0.00	0.00	0.00
Germany	1.00	1.00	1.00	Pakistan	1.00	1.00	1.00	Yemen	1.00	1.00	1.00
Ghana	1.00	1.00	1.00	Palau	0.00	0.00	0.00	Zambia	0.00	1.00	1.00
Greece	1.00	1.00	1.00	Palestinian territories	1.00	1.00	1.00	Zimbabwe	1.00	1.00	0.00

This question is a component of SHI.Q.1.

## SHI.Q.1b

Was property damaged as a result of religious hatred or bias?

- 0 points 0.00 No
- Full point 1.00 Yes

Country / Territory	baseline year, ending JUN 2007	previous year, ending DEC 2015	latest year, ending DEC 2016	Country / Territory	baseline year, ending JUN 2007	previous year, ending DEC 2015	latest year, ending DEC 2016	Country / Territory	baseline year, ending JUN 2007	previous year, ending DEC 2015	latest year, ending DEC 2016
Afghanistan	0.00	0.00	0.00	Grenada	0.00	0.00	0.00	Panama	0.00	0.00	0.00
Albania	0.00	0.00	0.00	Guatemala	0.00	0.00	1.00	Papua New Guinea	0.00	0.00	0.00
Algeria	0.00	1.00	1.00	Guinea	0.00	0.00	0.00	Paraguay	1.00	0.00	0.00
Andorra	0.00	0.00	0.00	Guinea-Bissau	0.00	0.00	0.00	Peru	0.00	0.00	0.00
Angola	0.00	0.00	0.00	Guyana	0.00	0.00	0.00	Philippines	1.00	0.00	0.00
Antigua and Barbuda	0.00	0.00	0.00	Haiti	0.00	0.00	0.00	Poland	1.00	1.00	1.00
Argentina	0.00	1.00	1.00	Honduras	0.00	0.00	0.00	Portugal	0.00	0.00	1.00
Armenia	0.00	1.00	1.00	Hong Kong	1.00	0.00	0.00	Qatar	0.00	0.00	0.00
Australia	0.00	1.00	1.00	Hungary	1.00	1.00	1.00	Republic of Macedonia	0.00	1.00	1.00
Austria	1.00	1.00	1.00	Iceland	0.00	1.00	0.00	Republic of the Congo	0.00	0.00	0.00
Azerbaijan	0.00	0.00	0.00	India	1.00	1.00	1.00	Romania	1.00	1.00	1.00
Bahamas	0.00	0.00	0.00	Indonesia	1.00	1.00	1.00	Russia	1.00	1.00	1.00
Bahrain	0.00	1.00	0.00	Iran	0.00	1.00	1.00	Rwanda	0.00	0.00	0.00
Bangladesh	1.00	1.00	1.00	Iraq	1.00	1.00	1.00	Samoa	0.00	0.00	0.00
Barbados	0.00	0.00	0.00	Ireland	0.00	0.00	1.00	San Marino	0.00	0.00	0.00
Belarus	0.00	1.00	1.00	Israel	1.00	1.00	1.00	Sao Tome and Principe	0.00	0.00	0.00
Belgium	1.00	1.00	1.00	Italy	0.00	1.00	1.00	Saudi Arabia	0.00	0.00	0.00
Belize	0.00	0.00	0.00	Ivory Coast	0.00	0.00	0.00	Senegal	0.00	0.00	0.00
Benin	0.00	0.00	1.00	Jamaica	0.00	0.00	0.00	Serbia	1.00	0.00	1.00
Bhutan	0.00	0.00	0.00	Japan	0.00	0.00	0.00	Seychelles	0.00	0.00	0.00
Bolivia	0.00	1.00	0.00	Jordan	0.00	0.00	0.00	Sierra Leone	0.00	0.00	1.00
Bosnia-Herzegovina	0.00	1.00	1.00	Kazakhstan	0.00	0.00	0.00	Singapore	0.00	0.00	0.00
Botswana	1.00	0.00	0.00	Kenya	0.00	1.00	0.00	Slovakia	0.00	0.00	0.00
Brazil	0.00	1.00	1.00	Kiribati	0.00	0.00	0.00	Slovenia	0.00	0.00	1.00
Brunei	0.00	0.00	0.00	Kosovo	1.00	1.00	1.00	Solomon Islands	0.00	1.00	0.00
Bulgaria	0.00	1.00	1.00	Kuwait	0.00	0.00	0.00	Somalia	0.00	0.00	0.00
Burkina Faso	0.00	1.00	1.00	Kyrgyzstan	1.00	0.00	1.00	South Africa	0.00	1.00	1.00
Burma (Myanmar)	1.00	1.00	1.00	Laos	0.00	0.00	1.00	South Korea	0.00	0.00	0.00
Burundi	0.00	0.00	0.00	Latvia	0.00	1.00	0.00	South Sudan	n/a	0.00	1.00
Cambodia	0.00	0.00	1.00	Lebanon	0.00	0.00	1.00	Spain	0.00	1.00	1.00
Cameroon	0.00	0.00	0.00	Lesotho	0.00	0.00	0.00	Sri Lanka	1.00	1.00	1.00
Canada	0.00	1.00	1.00	Liberia	0.00	0.00	0.00	St. Kitts and Nevis	0.00	0.00	0.00
Cape Verde	0.00	0.00	0.00	Libya	0.00	1.00	1.00	St. Lucia	0.00	0.00	0.00
Central African Republic	1.00	1.00	1.00	Liechtenstein	0.00	0.00	0.00	St. Vincent and the Grenadines	0.00	0.00	0.00
Chad	0.00	0.00	0.00	Lithuania	0.00	1.00	1.00	Sudan	0.00	1.00	0.00
Chile	0.00	1.00	1.00	Luxembourg	0.00	0.00	0.00	Suriname	0.00	0.00	0.00
China	1.00	0.00	0.00	Macau	0.00	0.00	0.00	Swaziland	0.00	0.00	0.00
Colombia	0.00	1.00	1.00	Madagascar	0.00	0.00	0.00	Sweden	1.00	1.00	1.00
Comoros	0.00	0.00	0.00	Malawi	0.00	0.00	0.00	Switzerland	0.00	1.00	0.00
Costa Rica	0.00	0.00	0.00	Malaysia	0.00	1.00	1.00	Syria	0.00	1.00	1.00
Croatia	0.00	1.00	1.00	Maldives	0.00	0.00	0.00	Taiwan	0.00	0.00	0.00
Cuba	0.00	0.00	0.00	Mali	0.00	0.00	0.00	Tajikistan	1.00	0.00	0.00
Cyprus	1.00	1.00	1.00	Malta	0.00	0.00	0.00	Tanzania	1.00	1.00	1.00
Czech Republic	0.00	1.00	1.00	Marshall Islands	0.00	0.00	0.00	Thailand	0.00	1.00	1.00
Democratic Republic of the Congo	1.00	0.00	1.00	Mauritania	0.00	0.00	0.00	Timor-Leste	0.00	1.00	1.00
Denmark	0.00	1.00	1.00	Mauritius	0.00	1.00	1.00	Togo	0.00	0.00	0.00
Djibouti	0.00	0.00	0.00	Mexico	1.00	1.00	1.00	Tonga	0.00	0.00	0.00
Dominica	0.00	0.00	0.00	Moldova	0.00	1.00	1.00	Trinidad and Tobago	0.00	0.00	0.00
Dominican Republic	0.00	0.00	0.00	Monaco	0.00	0.00	0.00	Tunisia	0.00	1.00	0.00
Ecuador	0.00	0.00	0.00	Mongolia	0.00	0.00	0.00	Turkey	0.00	1.00	1.00
Egypt	1.00	1.00	1.00	Montenegro	0.00	1.00	0.00	Turkmenistan	0.00	0.00	0.00
El Salvador	0.00	0.00	0.00	Morocco	0.00	0.00	0.00	Tuvalu	0.00	0.00	0.00
Equatorial Guinea	0.00	0.00	0.00	Mozambique	0.00	0.00	0.00	Uganda	0.00	1.00	1.00
Eritrea	0.00	0.00	0.00	Namibia	0.00	0.00	0.00	Ukraine	1.00	1.00	1.00
Estonia	1.00	0.00	1.00	Nauru	0.00	0.00	0.00	United Arab Emirates	0.00	0.00	0.00
Ethiopia	1.00	0.00	1.00	Nepal	1.00	1.00	1.00	United Kingdom	1.00	1.00	1.00
Federated States of Micronesia	0.00	0.00	0.00	Netherlands	1.00	1.00	1.00	United States	1.00	1.00	1.00
Fiji	0.00	0.00	1.00	New Zealand	0.00	0.00	0.00	Uruguay	0.00	0.00	1.00
Finland	0.00	0.00	1.00	Nicaragua	0.00	0.00	0.00	Uzbekistan	0.00	0.00	0.00
France	1.00	1.00	1.00	Niger	0.00	1.00	0.00	Vanuatu	0.00	1.00	0.00
Gabon	0.00	0.00	0.00	Nigeria	0.00	1.00	1.00	Venezuela	0.00	1.00	1.00
Gambia	0.00	1.00	0.00	Norway	0.00	0.00	0.00	Vietnam	0.00	1.00	0.00
Georgia	0.00	1.00	1.00	Oman	0.00	0.00	0.00	Western Sahara	0.00	0.00	0.00
Germany	0.00	1.00	1.00	Pakistan	1.00	1.00	1.00	Yemen	0.00	0.00	1.00
Ghana	0.00	0.00	0.00	Palau	0.00	0.00	0.00	Zambia	0.00	0.00	0.00
Greece	1.00	1.00	1.00	Palestinian territories	1.00	1.00	1.00	Zimbabwe	0.00	0.00	0.00

This question is a component of SHI.Q.1.



## SHI.Q.1c

Were there detentions or abductions motivated by religious hatred or bias?

- 0 points 0.00 No
- Full point 1.00 Yes

Country / Territory	baseline year, ending JUN 2007	previous year, ending DEC 2015	latest year, ending DEC 2016	Country / Territory	baseline year, ending JUN 2007	previous year, ending DEC 2015	latest year, ending DEC 2016	Country / Territory	baseline year, ending JUN 2007	previous year, ending DEC 2015	latest year, ending DEC 2016
Afghanistan	0.00	1.00	1.00	Grenada	0.00	0.00	0.00	Panama	0.00	0.00	0.00
Albania	0.00	0.00	0.00	Guatemala	0.00	0.00	0.00	Papua New Guinea	0.00	0.00	0.00
Algeria	0.00	0.00	0.00	Guinea	0.00	0.00	0.00	Paraguay	0.00	1.00	0.00
Andorra	0.00	0.00	0.00	Guinea-Bissau	0.00	0.00	0.00	Peru	0.00	0.00	0.00
Angola	0.00	0.00	0.00	Guyana	0.00	0.00	0.00	Philippines	0.00	0.00	0.00
Antigua and Barbuda	0.00	0.00	0.00	Haiti	0.00	0.00	0.00	Poland	0.00	0.00	0.00
Argentina	0.00	0.00	0.00	Honduras	0.00	0.00	0.00	Portugal	0.00	0.00	0.00
Armenia	1.00	0.00	0.00	Hong Kong	0.00	0.00	0.00	Qatar	0.00	0.00	0.00
Australia	1.00	0.00	0.00	Hungary	0.00	0.00	0.00	Republic of Macedonia	0.00	0.00	0.00
Austria	1.00	0.00	0.00	Iceland	0.00	0.00	0.00	Republic of the Congo	0.00	0.00	0.00
Azerbaijan	0.00	0.00	0.00	India	1.00	0.00	0.00	Romania	0.00	0.00	0.00
Bahamas	0.00	0.00	0.00	Indonesia	0.00	0.00	0.00	Russia	0.00	0.00	1.00
Bahrain	0.00	0.00	0.00	Iran	0.00	0.00	0.00	Rwanda	0.00	0.00	0.00
Bangladesh	1.00	0.00	1.00	Iraq	1.00	1.00	1.00	Samoa	0.00	0.00	0.00
Barbados	0.00	0.00	0.00	Ireland	0.00	0.00	0.00	San Marino	0.00	0.00	0.00
Belarus	0.00	0.00	0.00	Israel	0.00	0.00	0.00	Sao Tome and Principe	0.00	0.00	0.00
Belgium	0.00	0.00	0.00	Italy	0.00	0.00	0.00	Saudi Arabia	1.00	0.00	1.00
Belize	0.00	0.00	0.00	Ivory Coast	0.00	0.00	0.00	Senegal	0.00	0.00	0.00
Benin	0.00	0.00	1.00	Jamaica	0.00	0.00	0.00	Serbia	1.00	0.00	0.00
Bhutan	0.00	0.00	0.00	Japan	0.00	0.00	0.00	Seychelles	0.00	0.00	0.00
Bolivia	0.00	0.00	0.00	Jordan	0.00	0.00	0.00	Sierra Leone	0.00	0.00	0.00
Bosnia-Herzegovina	0.00	0.00	0.00	Kazakhstan	0.00	0.00	0.00	Singapore	0.00	0.00	0.00
Botswana	0.00	0.00	0.00	Kenya	0.00	0.00	0.00	Slovakia	0.00	0.00	0.00
Brazil	0.00	0.00	0.00	Kiribati	0.00	0.00	0.00	Slovenia	0.00	0.00	0.00
Brunei	0.00	0.00	0.00	Kosovo	0.00	0.00	0.00	Solomon Islands	0.00	0.00	0.00
Bulgaria	0.00	0.00	0.00	Kuwait	0.00	0.00	0.00	Somalia	1.00	0.00	0.00
Burkina Faso	0.00	0.00	0.00	Kyrgyzstan	0.00	0.00	0.00	South Africa	0.00	0.00	0.00
Burma (Myanmar)	1.00	0.00	0.00	Laos	0.00	0.00	0.00	South Korea	0.00	0.00	0.00
Burundi	0.00	0.00	0.00	Latvia	0.00	0.00	0.00	South Sudan	n/a	1.00	0.00
Cambodia	0.00	0.00	0.00	Lebanon	0.00	0.00	0.00	Spain	0.00	0.00	0.00
Cameroon	0.00	0.00	0.00	Lesotho	0.00	0.00	0.00	Sri Lanka	0.00	0.00	0.00
Canada	0.00	0.00	0.00	Liberia	0.00	0.00	0.00	St. Kitts and Nevis	0.00	0.00	0.00
Cape Verde	0.00	0.00	0.00	Libya	0.00	1.00	1.00	St. Lucia	0.00	0.00	0.00
Central African Republic	0.00	1.00	1.00	Liechtenstein	0.00	0.00	0.00	St. Vincent and the Grenadines	0.00	0.00	0.00
Chad	0.00	0.00	0.00	Lithuania	0.00	0.00	0.00	Sudan	0.00	0.00	0.00
Chile	0.00	0.00	0.00	Luxembourg	0.00	0.00	0.00	Suriname	0.00	0.00	0.00
China	0.00	0.00	0.00	Macau	0.00	0.00	0.00	Swaziland	0.00	0.00	0.00
Colombia	0.00	0.00	1.00	Madagascar	0.00	0.00	0.00	Sweden	0.00	0.00	0.00
Comoros	0.00	0.00	0.00	Malawi	0.00	0.00	0.00	Switzerland	0.00	0.00	0.00
Costa Rica	0.00	0.00	0.00	Malaysia	0.00	0.00	0.00	Syria	0.00	1.00	1.00
Croatia	0.00	0.00	0.00	Maldives	0.00	1.00	0.00	Taiwan	0.00	0.00	0.00
Cuba	0.00	0.00	0.00	Mali	0.00	0.00	0.00	Tajikistan	0.00	0.00	0.00
Cyprus	0.00	0.00	0.00	Malta	0.00	0.00	0.00	Tanzania	0.00	0.00	0.00
Czech Republic	0.00	0.00	0.00	Marshall Islands	0.00	0.00	0.00	Thailand	0.00	0.00	0.00
Democratic Republic of the Congo	0.00	0.00	1.00	Mauritania	0.00	0.00	0.00	Timor-Leste	0.00	0.00	0.00
Denmark	0.00	0.00	0.00	Mauritius	0.00	0.00	0.00	Togo	0.00	0.00	0.00
Djibouti	0.00	0.00	0.00	Mexico	0.00	1.00	1.00	Tonga	0.00	0.00	0.00
Dominica	0.00	0.00	0.00	Moldova	0.00	0.00	0.00	Trinidad and Tobago	0.00	0.00	0.00
Dominican Republic	0.00	0.00	0.00	Monaco	0.00	0.00	0.00	Tunisia	0.00	0.00	0.00
Ecuador	0.00	0.00	0.00	Mongolia	0.00	0.00	0.00	Turkey	0.00	0.00	0.00
Egypt	0.00	1.00	1.00	Montenegro	0.00	0.00	0.00	Turkmenistan	0.00	0.00	0.00
El Salvador	0.00	0.00	0.00	Morocco	0.00	0.00	0.00	Tuvalu	0.00	0.00	0.00
Equatorial Guinea	0.00	0.00	0.00	Mozambique	0.00	0.00	0.00	Uganda	0.00	1.00	0.00
Eritrea	0.00	0.00	0.00	Namibia	0.00	0.00	0.00	Ukraine	0.00	1.00	1.00
Estonia	0.00	0.00	0.00	Nauru	0.00	0.00	0.00	United Arab Emirates	0.00	0.00	0.00
Ethiopia	1.00	0.00	0.00	Nepal	0.00	1.00	0.00	United Kingdom	0.00	0.00	0.00
Federated States of Micronesia	0.00	0.00	0.00	Netherlands	0.00	0.00	0.00	United States	1.00	0.00	0.00
Fiji	0.00	0.00	0.00	New Zealand	0.00	0.00	0.00	Uruguay	0.00	0.00	0.00
Finland	0.00	0.00	0.00	Nicaragua	0.00	0.00	0.00	Uzbekistan	0.00	0.00	0.00
France	0.00	0.00	0.00	Niger	0.00	0.00	0.00	Vanuatu	0.00	0.00	0.00
Gabon	0.00	0.00	0.00	Nigeria	0.00	1.00	1.00	Venezuela	0.00	0.00	0.00
Gambia	0.00	0.00	0.00	Norway	0.00	0.00	0.00	Vietnam	0.00	0.00	0.00
Georgia	0.00	0.00	0.00	Oman	0.00	0.00	0.00	Western Sahara	0.00	0.00	0.00
Germany	0.00	0.00	0.00	Pakistan	1.00	1.00	1.00	Yemen	0.00	0.00	0.00
Ghana	0.00	0.00	0.00	Palau	0.00	0.00	0.00	Zambia	0.00	0.00	0.00
Greece	0.00	0.00	0.00	Palestinian territories	0.00	0.00	1.00	Zimbabwe	0.00	0.00	0.00

This question is a component of SHI.Q.1.

## SHI.Q.1d

Were individuals displaced from their homes because of religious hatred or bias?

- 0 points 0.00 No
- Full point 1.00 Yes

Country / Territory	baseline year, ending JUN 2007	previous year, ending DEC 2015	latest year, ending DEC 2016	Country / Territory	baseline year, ending JUN 2007	previous year, ending DEC 2015	latest year, ending DEC 2016	Country / Territory	baseline year, ending JUN 2007	previous year, ending DEC 2015	latest year, ending DEC 2016
Afghanistan	1.00	0.00	0.00	Grenada	0.00	0.00	0.00	Panama	0.00	0.00	0.00
Albania	0.00	0.00	0.00	Guatemala	0.00	0.00	0.00	Papua New Guinea	0.00	0.00	0.00
Algeria	0.00	0.00	0.00	Guinea	0.00	0.00	0.00	Paraguay	0.00	0.00	0.00
Andorra	0.00	0.00	0.00	Guinea-Bissau	0.00	0.00	0.00	Peru	0.00	0.00	0.00
Angola	0.00	0.00	0.00	Guyana	0.00	0.00	0.00	Philippines	1.00	0.00	0.00
Antigua and Barbuda	0.00	0.00	0.00	Haiti	0.00	0.00	0.00	Poland	0.00	0.00	0.00
Argentina	0.00	0.00	0.00	Honduras	0.00	0.00	0.00	Portugal	0.00	0.00	0.00
Armenia	0.00	0.00	0.00	Hong Kong	0.00	0.00	0.00	Qatar	0.00	0.00	0.00
Australia	0.00	0.00	0.00	Hungary	0.00	0.00	0.00	Republic of Macedonia	0.00	0.00	0.00
Austria	0.00	0.00	0.00	Iceland	0.00	0.00	0.00	Republic of the Congo	0.00	0.00	0.00
Azerbaijan	0.00	0.00	0.00	India	1.00	1.00	1.00	Romania	0.00	0.00	0.00
Bahamas	0.00	0.00	0.00	Indonesia	1.00	1.00	1.00	Russia	0.00	0.00	0.00
Bahrain	0.00	0.00	0.00	Iran	0.00	0.00	0.00	Rwanda	0.00	0.00	0.00
Bangladesh	0.00	0.00	0.00	Iraq	1.00	0.00	0.00	Samoa	0.00	1.00	1.00
Barbados	0.00	0.00	0.00	Ireland	0.00	0.00	0.00	San Marino	0.00	0.00	0.00
Belarus	0.00	0.00	0.00	Israel	0.00	0.00	0.00	Sao Tome and Principe	0.00	0.00	0.00
Belgium	0.00	0.00	0.00	Italy	0.00	0.00	0.00	Saudi Arabia	0.00	0.00	0.00
Belize	0.00	0.00	0.00	Ivory Coast	0.00	0.00	0.00	Senegal	0.00	0.00	0.00
Benin	0.00	0.00	0.00	Jamaica	0.00	0.00	0.00	Serbia	0.00	0.00	0.00
Bhutan	0.00	0.00	0.00	Japan	0.00	0.00	0.00	Seychelles	0.00	0.00	0.00
Bolivia	0.00	1.00	1.00	Jordan	0.00	0.00	0.00	Sierra Leone	0.00	0.00	0.00
Bosnia-Herzegovina	0.00	0.00	0.00	Kazakhstan	0.00	0.00	0.00	Singapore	0.00	0.00	0.00
Botswana	0.00	0.00	0.00	Kenya	0.00	0.00	0.00	Slovakia	0.00	0.00	0.00
Brazil	0.00	0.00	0.00	Kiribati	0.00	0.00	0.00	Slovenia	0.00	0.00	0.00
Brunei	0.00	0.00	0.00	Kosovo	1.00	0.00	0.00	Solomon Islands	0.00	0.00	0.00
Bulgaria	0.00	0.00	0.00	Kuwait	0.00	0.00	0.00	Somalia	0.00	0.00	0.00
Burkina Faso	1.00	1.00	1.00	Kyrgyzstan	0.00	0.00	1.00	South Africa	0.00	1.00	1.00
Burma (Myanmar)	0.00	1.00	1.00	Laos	0.00	0.00	0.00	South Korea	0.00	0.00	0.00
Burundi	0.00	1.00	0.00	Latvia	0.00	0.00	0.00	South Sudan	n/a	0.00	0.00
Cambodia	0.00	0.00	0.00	Lebanon	0.00	0.00	0.00	Spain	0.00	0.00	0.00
Cameroon	0.00	0.00	0.00	Lesotho	0.00	0.00	0.00	Sri Lanka	0.00	0.00	0.00
Canada	0.00	0.00	0.00	Liberia	0.00	0.00	0.00	St. Kitts and Nevis	0.00	0.00	0.00
Cape Verde	0.00	0.00	0.00	Libya	0.00	0.00	0.00	St. Lucia	0.00	0.00	0.00
Central African Republic	0.00	1.00	1.00	Liechtenstein	0.00	0.00	0.00	St. Vincent and the Grenadines	0.00	0.00	0.00
Chad	0.00	0.00	0.00	Lithuania	0.00	0.00	0.00	Sudan	1.00	0.00	0.00
Chile	0.00	0.00	0.00	Luxembourg	0.00	0.00	0.00	Suriname	0.00	0.00	0.00
China	0.00	0.00	0.00	Macau	0.00	0.00	0.00	Swaziland	0.00	0.00	0.00
Colombia	0.00	1.00	1.00	Madagascar	0.00	0.00	0.00	Sweden	0.00	0.00	1.00
Comoros	1.00	0.00	0.00	Malawi	0.00	0.00	0.00	Switzerland	0.00	0.00	0.00
Costa Rica	0.00	0.00	0.00	Malaysia	0.00	0.00	0.00	Syria	1.00	1.00	1.00
Croatia	0.00	0.00	0.00	Maldives	0.00	0.00	0.00	Taiwan	0.00	0.00	0.00
Cuba	0.00	0.00	0.00	Mali	0.00	0.00	0.00	Tajikistan	0.00	0.00	0.00
Cyprus	0.00	0.00	0.00	Malta	0.00	0.00	0.00	Tanzania	0.00	0.00	0.00
Czech Republic	0.00	0.00	0.00	Marshall Islands	0.00	0.00	0.00	Thailand	0.00	0.00	0.00
Democratic Republic of the Congo	0.00	0.00	0.00	Mauritania	0.00	0.00	0.00	Timor-Leste	0.00	0.00	0.00
Denmark	0.00	0.00	0.00	Mauritius	0.00	0.00	0.00	Togo	0.00	0.00	0.00
Djibouti	0.00	0.00	0.00	Mexico	1.00	0.00	1.00	Tonga	0.00	0.00	0.00
Dominica	0.00	0.00	0.00	Moldova	1.00	0.00	0.00	Trinidad and Tobago	0.00	0.00	0.00
Dominican Republic	0.00	0.00	0.00	Monaco	0.00	0.00	0.00	Tunisia	1.00	0.00	0.00
Ecuador	0.00	0.00	0.00	Mongolia	0.00	0.00	0.00	Turkey	0.00	1.00	1.00
Egypt	0.00	1.00	1.00	Montenegro	0.00	0.00	0.00	Turkmenistan	0.00	0.00	0.00
El Salvador	0.00	0.00	0.00	Morocco	0.00	0.00	0.00	Tuvalu	0.00	0.00	1.00
Equatorial Guinea	0.00	0.00	0.00	Mozambique	0.00	0.00	0.00	Uganda	0.00	0.00	0.00
Eritrea	0.00	0.00	0.00	Namibia	0.00	0.00	0.00	Ukraine	0.00	1.00	0.00
Estonia	0.00	0.00	0.00	Nauru	0.00	0.00	0.00	United Arab Emirates	0.00	0.00	0.00
Ethiopia	1.00	0.00	0.00	Nepal	1.00	0.00	0.00	United Kingdom	0.00	0.00	0.00
Federated States of Micronesia	0.00	0.00	0.00	Netherlands	0.00	0.00	0.00	United States	0.00	0.00	0.00
Fiji	0.00	0.00	0.00	New Zealand	0.00	0.00	0.00	Uruguay	0.00	0.00	0.00
Finland	0.00	0.00	0.00	Nicaragua	0.00	0.00	0.00	Uzbekistan	0.00	0.00	0.00
France	1.00	0.00	0.00	Niger	0.00	0.00	0.00	Vanuatu	0.00	0.00	1.00
Gabon	0.00	0.00	0.00	Nigeria	0.00	0.00	0.00	Venezuela	0.00	0.00	0.00
Gambia	0.00	0.00	0.00	Norway	0.00	0.00	0.00	Vietnam	0.00	1.00	0.00
Georgia	0.00	0.00	0.00	Oman	0.00	0.00	0.00	Western Sahara	0.00	0.00	0.00
Germany	0.00	0.00	0.00	Pakistan	0.00	1.00	1.00	Yemen	1.00	1.00	0.00
Ghana	1.00	1.00	1.00	Palau	0.00	0.00	0.00	Zambia	0.00	0.00	0.00
Greece	0.00	0.00	0.00	Palestinian territories	1.00	0.00	0.00	Zimbabwe	0.00	0.00	0.00

This question is a component of SHI.Q.1.

## SHI.Q.1e

Were there physical assaults motivated by religious hatred or bias?

- 0 points 0.00 No
- Full point 1.00 Yes

Country / Territory	baseline year, ending JUN 2007	previous year, ending DEC 2015	latest year, ending DEC 2016	Country / Territory	baseline year, ending JUN 2007	previous year, ending DEC 2015	latest year, ending DEC 2016	Country / Territory	baseline year, ending JUN 2007	previous year, ending DEC 2015	latest year, ending DEC 2016
Afghanistan	1.00	0.00	0.00	Grenada	0.00	0.00	0.00	Panama	0.00	0.00	0.00
Albania	0.00	0.00	0.00	Guatemala	0.00	0.00	0.00	Papua New Guinea	0.00	1.00	1.00
Algeria	0.00	1.00	1.00	Guinea	0.00	0.00	0.00	Paraguay	0.00	0.00	0.00
Andorra	0.00	0.00	0.00	Guinea-Bissau	0.00	0.00	0.00	Peru	0.00	0.00	0.00
Angola	1.00	0.00	0.00	Guyana	0.00	0.00	0.00	Philippines	1.00	0.00	0.00
Antigua and Barbuda	0.00	0.00	0.00	Haiti	0.00	0.00	0.00	Poland	1.00	0.00	0.00
Argentina	0.00	1.00	1.00	Honduras	0.00	0.00	1.00	Portugal	0.00	0.00	0.00
Armenia	0.00	1.00	1.00	Hong Kong	0.00	0.00	0.00	Qatar	0.00	0.00	0.00
Australia	0.00	1.00	1.00	Hungary	0.00	1.00	1.00	Republic of Macedonia	1.00	0.00	0.00
Austria	0.00	1.00	1.00	Iceland	0.00	0.00	0.00	Republic of the Congo	0.00	0.00	0.00
Azerbaijan	1.00	0.00	0.00	India	1.00	1.00	1.00	Romania	1.00	0.00	1.00
Bahamas	0.00	0.00	0.00	Indonesia	1.00	0.00	0.00	Russia	1.00	1.00	1.00
Bahrain	1.00	0.00	0.00	Iran	0.00	0.00	0.00	Rwanda	0.00	0.00	0.00
Bangladesh	1.00	1.00	1.00	Iraq	1.00	1.00	1.00	Samoa	0.00	0.00	0.00
Barbados	0.00	0.00	0.00	Ireland	0.00	1.00	1.00	San Marino	0.00	0.00	0.00
Belarus	0.00	0.00	0.00	Israel	1.00	1.00	1.00	Sao Tome and Principe	0.00	0.00	0.00
Belgium	1.00	1.00	1.00	Italy	0.00	1.00	1.00	Saudi Arabia	1.00	0.00	0.00
Belize	0.00	0.00	0.00	Ivory Coast	0.00	0.00	0.00	Senegal	0.00	0.00	0.00
Benin	0.00	0.00	0.00	Jamaica	0.00	0.00	0.00	Serbia	1.00	0.00	0.00
Bhutan	0.00	0.00	0.00	Japan	0.00	0.00	0.00	Seychelles	0.00	0.00	0.00
Bolivia	0.00	1.00	1.00	Jordan	0.00	1.00	1.00	Sierra Leone	0.00	0.00	0.00
Bosnia-Herzegovina	0.00	1.00	1.00	Kazakhstan	0.00	0.00	0.00	Singapore	0.00	0.00	0.00
Botswana	0.00	0.00	0.00	Kenya	0.00	1.00	1.00	Slovakia	0.00	1.00	1.00
Brazil	0.00	1.00	1.00	Kiribati	0.00	0.00	0.00	Slovenia	0.00	0.00	0.00
Brunei	0.00	0.00	0.00	Kosovo	0.00	1.00	1.00	Solomon Islands	0.00	0.00	0.00
Bulgaria	0.00	1.00	1.00	Kuwait	0.00	1.00	0.00	Somalia	1.00	0.00	0.00
Burkina Faso	0.00	1.00	0.00	Kyrgyzstan	1.00	0.00	0.00	South Africa	0.00	1.00	1.00
Burma (Myanmar)	1.00	0.00	1.00	Laos	0.00	1.00	0.00	South Korea	0.00	0.00	0.00
Burundi	1.00	0.00	0.00	Latvia	0.00	0.00	0.00	South Sudan	n/a	0.00	1.00
Cambodia	0.00	0.00	1.00	Lebanon	1.00	0.00	0.00	Spain	1.00	0.00	1.00
Cameroon	0.00	1.00	0.00	Lesotho	0.00	0.00	0.00	Sri Lanka	1.00	1.00	1.00
Canada	1.00	1.00	1.00	Liberia	0.00	1.00	0.00	St. Kitts and Nevis	0.00	0.00	0.00
Cape Verde	0.00	0.00	0.00	Libya	0.00	0.00	0.00	St. Lucia	0.00	0.00	0.00
Central African Republic	0.00	1.00	1.00	Liechtenstein	0.00	0.00	0.00	St. Vincent and the Grenadines	0.00	0.00	0.00
Chad	0.00	1.00	0.00	Lithuania	1.00	0.00	1.00	Sudan	0.00	0.00	0.00
Chile	0.00	0.00	0.00	Luxembourg	0.00	0.00	0.00	Suriname	0.00	0.00	0.00
China	0.00	1.00	0.00	Macau	0.00	0.00	0.00	Swaziland	0.00	1.00	0.00
Colombia	0.00	1.00	1.00	Madagascar	0.00	0.00	0.00	Sweden	0.00	1.00	1.00
Comoros	0.00	0.00	0.00	Malawi	0.00	0.00	0.00	Switzerland	1.00	1.00	1.00
Costa Rica	0.00	0.00	0.00	Malaysia	0.00	0.00	0.00	Syria	0.00	1.00	1.00
Croatia	0.00	0.00	0.00	Maldives	0.00	0.00	0.00	Taiwan	0.00	0.00	0.00
Cuba	0.00	0.00	0.00	Mali	0.00	0.00	0.00	Tajikistan	1.00	0.00	0.00
Cyprus	1.00	1.00	0.00	Malta	0.00	0.00	0.00	Tanzania	1.00	0.00	0.00
Czech Republic	0.00	0.00	0.00	Marshall Islands	0.00	0.00	0.00	Thailand	1.00	1.00	1.00
Democratic Republic of the Congo	1.00	1.00	1.00	Mauritania	0.00	0.00	0.00	Timor-Leste	1.00	0.00	0.00
Denmark	1.00	0.00	1.00	Mauritius	0.00	0.00	0.00	Togo	0.00	0.00	0.00
Djibouti	0.00	0.00	0.00	Mexico	1.00	1.00	1.00	Tonga	0.00	0.00	0.00
Dominica	0.00	0.00	0.00	Moldova	1.00	1.00	1.00	Trinidad and Tobago	0.00	0.00	0.00
Dominican Republic	0.00	0.00	0.00	Monaco	0.00	0.00	0.00	Tunisia	1.00	0.00	0.00
Ecuador	0.00	0.00	0.00	Mongolia	0.00	0.00	0.00	Turkey	1.00	1.00	1.00
Egypt	1.00	1.00	1.00	Montenegro	1.00	1.00	0.00	Turkmenistan	0.00	0.00	0.00
El Salvador	0.00	0.00	0.00	Morocco	0.00	0.00	1.00	Tuvalu	0.00	0.00	0.00
Equatorial Guinea	0.00	0.00	0.00	Mozambique	0.00	0.00	0.00	Uganda	0.00	1.00	1.00
Eritrea	0.00	0.00	0.00	Namibia	0.00	0.00	0.00	Ukraine	0.00	1.00	1.00
Estonia	0.00	0.00	0.00	Nauru	0.00	0.00	0.00	United Arab Emirates	0.00	0.00	0.00
Ethiopia	1.00	0.00	0.00	Nepal	1.00	1.00	1.00	United Kingdom	1.00	1.00	1.00
Federated States of Micronesia	0.00	0.00	0.00	Netherlands	0.00	1.00	1.00	United States	1.00	1.00	1.00
Fiji	0.00	0.00	0.00	New Zealand	0.00	0.00	0.00	Uruguay	0.00	0.00	1.00
Finland	0.00	0.00	0.00	Nicaragua	0.00	0.00	0.00	Uzbekistan	1.00	0.00	0.00
France	1.00	1.00	1.00	Niger	0.00	1.00	0.00	Vanuatu	0.00	0.00	1.00
Gabon	0.00	0.00	0.00	Nigeria	1.00	1.00	1.00	Venezuela	0.00	0.00	1.00
Gambia	1.00	0.00	0.00	Norway	1.00	1.00	0.00	Vietnam	0.00	1.00	0.00
Georgia	1.00	1.00	1.00	Oman	0.00	0.00	0.00	Western Sahara	0.00	0.00	0.00
Germany	0.00	1.00	1.00	Pakistan	1.00	1.00	1.00	Yemen	1.00	1.00	1.00
Ghana	1.00	0.00	0.00	Palau	0.00	0.00	0.00	Zambia	0.00	0.00	1.00
Greece	1.00	0.00	1.00	Palestinian territories	1.00	1.00	1.00	Zimbabwe	0.00	0.00	0.00

This question is a component of SHI.Q.1.

## SHI.Q.1f

Were there deaths motivated by religious hatred or bias?

- 0 points 0.00 No
- Full point 1.00 Yes

Country / Territory	baseline year, ending JUN 2007	previous year, ending DEC 2015	latest year, ending DEC 2016	Country / Territory	baseline year, ending JUN 2007	previous year, ending DEC 2015	latest year, ending DEC 2016	Country / Territory	baseline year, ending JUN 2007	previous year, ending DEC 2015	latest year, ending DEC 2016
Afghanistan	0.00	1.00	1.00	Grenada	0.00	0.00	0.00	Panama	0.00	0.00	0.00
Albania	0.00	0.00	0.00	Guatemala	0.00	0.00	0.00	Papua New Guinea	0.00	1.00	1.00
Algeria	0.00	1.00	0.00	Guinea	0.00	1.00	0.00	Paraguay	0.00	0.00	0.00
Andorra	0.00	0.00	0.00	Guinea-Bissau	0.00	0.00	0.00	Peru	0.00	0.00	0.00
Angola	1.00	0.00	0.00	Guyana	0.00	0.00	0.00	Philippines	0.00	0.00	0.00
Antigua and Barbuda	0.00	0.00	0.00	Haiti	0.00	0.00	1.00	Poland	0.00	0.00	0.00
Argentina	0.00	0.00	0.00	Honduras	0.00	0.00	1.00	Portugal	0.00	0.00	0.00
Armenia	0.00	0.00	0.00	Hong Kong	0.00	0.00	0.00	Qatar	0.00	0.00	0.00
Australia	0.00	0.00	0.00	Hungary	0.00	0.00	1.00	Republic of Macedonia	0.00	0.00	0.00
Austria	0.00	0.00	0.00	Iceland	0.00	0.00	0.00	Republic of the Congo	0.00	1.00	0.00
Azerbaijan	0.00	0.00	0.00	India	1.00	1.00	1.00	Romania	0.00	0.00	0.00
Bahamas	0.00	0.00	0.00	Indonesia	1.00	0.00	0.00	Russia	1.00	1.00	1.00
Bahrain	0.00	0.00	0.00	Iran	1.00	0.00	1.00	Rwanda	0.00	0.00	0.00
Bangladesh	1.00	1.00	1.00	Iraq	1.00	1.00	1.00	Samoa	0.00	0.00	0.00
Barbados	0.00	0.00	0.00	Ireland	0.00	0.00	0.00	San Marino	0.00	0.00	0.00
Belarus	0.00	0.00	0.00	Israel	0.00	1.00	0.00	Sao Tome and Principe	0.00	0.00	0.00
Belgium	0.00	0.00	0.00	Italy	0.00	0.00	0.00	Saudi Arabia	0.00	0.00	0.00
Belize	0.00	0.00	0.00	Ivory Coast	0.00	0.00	0.00	Senegal	0.00	0.00	0.00
Benin	0.00	0.00	0.00	Jamaica	0.00	0.00	0.00	Serbia	0.00	0.00	0.00
Bhutan	0.00	0.00	0.00	Japan	0.00	0.00	0.00	Seychelles	0.00	0.00	0.00
Bolivia	0.00	0.00	0.00	Jordan	0.00	1.00	1.00	Sierra Leone	0.00	0.00	0.00
Bosnia-Herzegovina	0.00	0.00	0.00	Kazakhstan	0.00	0.00	0.00	Singapore	0.00	0.00	0.00
Botswana	0.00	0.00	0.00	Kenya	1.00	0.00	0.00	Slovakia	0.00	0.00	0.00
Brazil	0.00	0.00	0.00	Kiribati	0.00	0.00	0.00	Slovenia	0.00	0.00	0.00
Brunei	0.00	0.00	0.00	Kosovo	0.00	0.00	0.00	Solomon Islands	0.00	0.00	0.00
Bulgaria	0.00	0.00	0.00	Kuwait	0.00	0.00	0.00	Somalia	1.00	0.00	0.00
Burkina Faso	0.00	0.00	1.00	Kyrgyzstan	1.00	1.00	0.00	South Africa	1.00	1.00	1.00
Burma (Myanmar)	0.00	0.00	0.00	Laos	0.00	0.00	0.00	South Korea	0.00	0.00	0.00
Burundi	1.00	0.00	0.00	Latvia	0.00	0.00	0.00	South Sudan	n/a	0.00	1.00
Cambodia	0.00	0.00	1.00	Lebanon	1.00	1.00	0.00	Spain	0.00	0.00	0.00
Cameroon	0.00	0.00	0.00	Lesotho	0.00	0.00	1.00	Sri Lanka	1.00	1.00	0.00
Canada	0.00	0.00	0.00	Liberia	1.00	0.00	0.00	St. Kitts and Nevis	0.00	0.00	0.00
Cape Verde	0.00	0.00	0.00	Libya	0.00	1.00	1.00	St. Lucia	0.00	0.00	0.00
Central African Republic	0.00	1.00	1.00	Liechtenstein	0.00	0.00	0.00	St. Vincent and the Grenadines	0.00	0.00	0.00
Chad	0.00	1.00	0.00	Lithuania	0.00	0.00	0.00	Sudan	1.00	0.00	0.00
Chile	0.00	0.00	0.00	Luxembourg	0.00	0.00	0.00	Suriname	0.00	0.00	0.00
China	0.00	1.00	1.00	Macau	0.00	0.00	0.00	Swaziland	0.00	0.00	0.00
Colombia	0.00	1.00	1.00	Madagascar	0.00	0.00	0.00	Sweden	0.00	0.00	0.00
Comoros	0.00	0.00	0.00	Malawi	0.00	0.00	0.00	Switzerland	0.00	0.00	0.00
Costa Rica	0.00	0.00	0.00	Malaysia	0.00	0.00	0.00	Syria	1.00	1.00	1.00
Croatia	0.00	0.00	0.00	Maldives	0.00	0.00	0.00	Taiwan	0.00	0.00	0.00
Cuba	0.00	0.00	0.00	Mali	0.00	1.00	1.00	Tajikistan	0.00	0.00	0.00
Cyprus	0.00	0.00	0.00	Malta	0.00	0.00	0.00	Tanzania	0.00	0.00	1.00
Czech Republic	0.00	0.00	0.00	Marshall Islands	0.00	0.00	0.00	Thailand	1.00	1.00	1.00
Democratic Republic of the Congo	0.00	1.00	1.00	Mauritania	0.00	0.00	0.00	Timor-Leste	0.00	0.00	0.00
Denmark	0.00	0.00	0.00	Mauritius	0.00	0.00	0.00	Togo	0.00	0.00	0.00
Djibouti	0.00	0.00	0.00	Mexico	1.00	1.00	1.00	Tonga	0.00	0.00	0.00
Dominica	0.00	0.00	0.00	Moldova	0.00	0.00	0.00	Trinidad and Tobago	0.00	0.00	0.00
Dominican Republic	0.00	0.00	0.00	Monaco	0.00	0.00	0.00	Tunisia	0.00	0.00	0.00
Ecuador	0.00	0.00	0.00	Mongolia	0.00	0.00	0.00	Turkey	1.00	0.00	0.00
Egypt	0.00	1.00	1.00	Montenegro	0.00	0.00	0.00	Turkmenistan	0.00	0.00	0.00
El Salvador	0.00	0.00	0.00	Morocco	0.00	0.00	0.00	Tuvalu	0.00	0.00	0.00
Equatorial Guinea	0.00	0.00	0.00	Mozambique	0.00	0.00	1.00	Uganda	0.00	1.00	1.00
Eritrea	0.00	0.00	0.00	Namibia	0.00	0.00	0.00	Ukraine	0.00	1.00	0.00
Estonia	0.00	0.00	0.00	Nauru	0.00	0.00	0.00	United Arab Emirates	0.00	0.00	0.00
Ethiopia	1.00	0.00	0.00	Nepal	0.00	0.00	1.00	United Kingdom	0.00	0.00	1.00
Federated States of Micronesia	0.00	0.00	0.00	Netherlands	0.00	0.00	0.00	United States	0.00	1.00	0.00
Fiji	0.00	0.00	0.00	New Zealand	0.00	0.00	0.00	Uruguay	0.00	0.00	1.00
Finland	0.00	0.00	0.00	Nicaragua	0.00	0.00	0.00	Uzbekistan	0.00	0.00	0.00
France	1.00	0.00	1.00	Niger	0.00	1.00	0.00	Vanuatu	0.00	0.00	0.00
Gabon	1.00	0.00	0.00	Nigeria	0.00	1.00	1.00	Venezuela	0.00	0.00	0.00
Gambia	0.00	1.00	0.00	Norway	0.00	0.00	0.00	Vietnam	0.00	0.00	0.00
Georgia	0.00	0.00	0.00	Oman	0.00	0.00	0.00	Western Sahara	0.00	0.00	0.00
Germany	0.00	0.00	0.00	Pakistan	1.00	1.00	1.00	Yemen	0.00	0.00	0.00
Ghana	1.00	1.00	1.00	Palau	0.00	0.00	0.00	Zambia	0.00	1.00	1.00
Greece	0.00	0.00	0.00	Palestinian territories	0.00	1.00	1.00	Zimbabwe	0.00	0.00	0.00

This question is a component of SHI.Q.1.

## SHI.Q.2

Was there mob violence related to religion?

- 0 points 0.00 No
- 1/2 point 0.50 Yes, but there were no deaths reported
- Full point 1.00 Yes, and there were deaths reported

Country / Territory	baseline year, ending JUN 2007	previous year, ending DEC 2015	latest year, ending DEC 2016	Country / Territory	baseline year, ending JUN 2007	previous year, ending DEC 2015	latest year, ending DEC 2016	Country / Territory	baseline year, ending JUN 2007	previous year, ending DEC 2015	latest year, ending DEC 2016
Afghanistan	0.00	1.00	0.00	Grenada	0.00	0.00	0.00	Panama	0.00	0.00	0.00
Albania	0.00	0.00	0.00	Guatemala	0.00	0.00	0.00	Papua New Guinea	0.00	0.50	1.00
Algeria	0.00	0.00	0.00	Guinea	0.00	0.00	0.00	Paraguay	0.00	0.00	0.00
Andorra	0.00	0.00	0.00	Guinea-Bissau	0.00	0.00	0.00	Peru	0.00	0.00	0.00
Angola	0.00	0.00	0.00	Guyana	0.00	0.00	0.00	Philippines	0.00	0.00	0.00
Antigua and Barbuda	0.00	0.00	0.00	Haiti	0.00	0.00	1.00	Poland	0.00	0.00	0.00
Argentina	0.00	0.50	0.50	Honduras	0.00	0.00	0.00	Portugal	0.00	0.00	0.00
Armenia	0.00	0.00	0.00	Hong Kong	0.00	0.00	0.00	Qatar	0.00	0.50	0.00
Australia	0.50	0.00	0.50	Hungary	0.00	0.00	0.00	Republic of Macedonia	0.00	0.50	0.00
Austria	0.00	0.50	0.50	Iceland	0.00	0.00	0.00	Republic of the Congo	0.00	0.50	0.00
Azerbaijan	0.00	0.00	0.00	India	1.00	1.00	1.00	Romania	0.50	0.00	0.50
Bahamas	0.00	0.00	0.00	Indonesia	1.00	0.50	0.50	Russia	0.00	0.50	0.00
Bahrain	0.00	0.00	0.00	Iran	0.50	0.00	0.00	Rwanda	0.00	0.00	0.00
Bangladesh	0.50	0.50	0.50	Iraq	1.00	1.00	1.00	Samoa	0.00	0.00	0.00
Barbados	0.00	0.00	0.00	Ireland	0.00	0.00	0.50	San Marino	0.00	0.00	0.00
Belarus	0.00	0.50	0.00	Israel	0.00	0.50	0.00	Sao Tome and Principe	0.00	0.00	0.00
Belgium	0.00	0.00	0.00	Italy	0.00	0.50	0.50	Saudi Arabia	0.00	0.00	0.00
Belize	0.00	0.00	0.00	Ivory Coast	0.00	0.00	0.00	Senegal	0.00	0.00	0.00
Benin	0.00	0.00	0.50	Jamaica	0.00	0.00	0.00	Serbia	0.00	0.00	0.00
Bhutan	0.00	0.00	0.00	Japan	0.00	0.00	0.00	Seychelles	0.00	0.00	0.00
Bolivia	0.00	0.00	0.00	Jordan	0.00	0.00	0.00	Sierra Leone	0.00	0.00	0.00
Bosnia-Herzegovina	0.00	0.50	0.00	Kazakhstan	0.00	0.00	0.00	Singapore	0.00	0.00	0.00
Botswana	0.00	0.00	0.00	Kenya	0.50	0.50	0.50	Slovakia	0.00	0.50	0.00
Brazil	0.00	0.50	0.50	Kiribati	0.00	0.00	0.00	Slovenia	0.00	0.00	0.00
Brunei	0.00	0.00	0.00	Kosovo	0.00	0.50	0.50	Solomon Islands	0.00	0.00	0.00
Bulgaria	0.00	0.50	0.00	Kuwait	0.00	0.00	0.00	Somalia	0.00	0.00	0.00
Burkina Faso	0.00	0.00	0.00	Kyrgyzstan	0.50	0.00	0.50	South Africa	1.00	0.50	0.00
Burma (Myanmar)	1.00	1.00	0.50	Laos	0.00	0.00	0.00	South Korea	0.00	0.00	0.00
Burundi	0.00	0.00	0.00	Latvia	0.00	0.00	0.00	South Sudan	n/a	0.50	0.50
Cambodia	0.50	0.00	0.00	Lebanon	0.50	0.00	0.00	Spain	0.00	0.50	0.50
Cameroon	0.00	0.50	0.00	Lesotho	0.00	0.00	0.00	Sri Lanka	0.50	0.50	0.50
Canada	0.00	0.50	0.00	Liberia	0.00	0.50	0.00	St. Kitts and Nevis	0.00	0.00	0.00
Cape Verde	0.00	0.00	0.00	Libya	0.00	0.50	0.50	St. Lucia	0.00	0.00	0.00
Central African Republic	0.00	1.00	1.00	Liechtenstein	0.00	0.00	0.00	St. Vincent and the Grenadines	0.00	0.00	0.00
Chad	0.50	0.00	0.00	Lithuania	0.00	0.00	0.00	Sudan	0.00	0.00	0.00
Chile	0.00	0.00	0.00	Luxembourg	0.00	0.00	0.00	Suriname	0.00	0.00	0.00
China	0.00	0.00	0.00	Macau	0.00	0.00	0.00	Swaziland	0.00	0.00	0.00
Colombia	0.00	0.00	0.00	Madagascar	0.00	0.00	0.00	Sweden	0.00	0.50	0.50
Comoros	0.00	0.00	0.00	Malawi	0.00	1.00	0.00	Switzerland	0.00	0.50	0.00
Costa Rica	0.00	0.00	0.00	Malaysia	0.00	0.00	0.00	Syria	1.00	1.00	1.00
Croatia	0.00	0.00	0.00	Maldives	0.00	0.50	0.00	Taiwan	0.00	0.00	0.00
Cuba	0.00	0.00	0.00	Mali	0.00	0.00	0.00	Tajikistan	0.00	0.00	0.00
Cyprus	0.00	0.50	0.00	Malta	0.00	0.00	0.00	Tanzania	1.00	1.00	0.00
Czech Republic	0.00	0.00	0.00	Marshall Islands	0.00	0.00	0.00	Thailand	0.00	0.00	0.00
Democratic Republic of the Congo	0.00	1.00	1.00	Mauritania	0.00	0.00	0.00	Timor-Leste	0.00	0.50	0.00
Denmark	0.00	0.00	0.50	Mauritius	0.00	0.50	0.00	Togo	0.00	0.00	0.00
Djibouti	0.00	0.00	0.00	Mexico	0.00	0.50	0.50	Tonga	0.00	0.00	0.00
Dominica	0.00	0.00	0.00	Moldova	0.00	0.50	0.50	Trinidad and Tobago	0.00	0.00	0.00
Dominican Republic	0.00	0.00	0.00	Monaco	0.00	0.00	0.00	Tunisia	0.00	0.00	0.00
Ecuador	0.00	0.00	0.00	Mongolia	0.00	0.00	0.00	Turkey	0.00	0.00	0.50
Egypt	0.50	1.00	1.00	Montenegro	0.00	0.00	0.00	Turkmenistan	0.00	0.00	0.00
El Salvador	0.00	0.00	0.00	Morocco	0.00	0.00	0.50	Tuvalu	0.00	0.00	0.00
Equatorial Guinea	0.00	0.00	0.00	Mozambique	0.00	0.00	1.00	Uganda	0.00	1.00	1.00
Eritrea	0.00	0.00	0.00	Namibia	0.00	0.00	0.00	Ukraine	0.00	0.50	0.50
Estonia	0.00	0.00	0.00	Nauru	0.00	0.00	0.00	United Arab Emirates	0.00	0.00	0.00
Ethiopia	1.00	0.00	0.50	Nepal	0.50	0.50	1.00	United Kingdom	0.00	0.50	0.50
Federated States of Micronesia	0.00	0.00	0.00	Netherlands	0.00	0.00	0.50	United States	0.00	0.50	0.50
Fiji	0.00	0.00	0.00	New Zealand	0.00	0.00	0.00	Uruguay	0.00	0.00	0.00
Finland	0.00	0.00	0.00	Nicaragua	0.00	0.00	0.00	Uzbekistan	0.00	0.00	0.00
France	1.00	0.50	0.50	Niger	0.00	1.00	0.00	Vanuatu	0.00	0.50	0.00
Gabon	0.00	0.00	0.00	Nigeria	0.00	1.00	1.00	Venezuela	0.00	0.00	0.00
Gambia	0.00	0.00	0.00	Norway	0.00	0.00	0.00	Vietnam	0.00	0.00	0.00
Georgia	0.50	0.00	0.50	Oman	0.00	0.00	0.00	Western Sahara	0.00	0.00	0.00
Germany	0.00	0.50	0.00	Pakistan	0.50	1.00	1.00	Yemen	0.00	0.00	0.00
Ghana	0.00	0.00	0.00	Palau	0.00	0.00	0.00	Zambia	0.00	1.00	1.00
Greece	0.00	0.00	0.00	Palestinian territories	0.00	0.00	0.00	Zimbabwe	0.00	0.00	0.00

## SHI.Q.3

Were there acts of sectarian or communal violence between religious groups?

- 0 points 0.00 No
- Full point 1.00 Yes

Country / Territory	baseline year, ending JUN 2007	previous year, ending DEC 2015	latest year, ending DEC 2016	Country / Territory	baseline year, ending JUN 2007	previous year, ending DEC 2015	latest year, ending DEC 2016	Country / Territory	baseline year, ending JUN 2007	previous year, ending DEC 2015	latest year, ending DEC 2016
Afghanistan	1.00	0.00	0.00	Grenada	0.00	0.00	0.00	Panama	0.00	0.00	0.00
Albania	0.00	0.00	0.00	Guatemala	0.00	0.00	0.00	Papua New Guinea	0.00	0.00	0.00
Algeria	0.00	1.00	0.00	Guinea	0.00	0.00	0.00	Paraguay	0.00	0.00	0.00
Andorra	0.00	0.00	0.00	Guinea-Bissau	0.00	0.00	0.00	Peru	0.00	0.00	0.00
Angola	0.00	0.00	0.00	Guyana	0.00	0.00	0.00	Philippines	0.00	0.00	0.00
Antigua and Barbuda	0.00	0.00	0.00	Haiti	0.00	0.00	0.00	Poland	0.00	0.00	0.00
Argentina	0.00	0.00	0.00	Honduras	0.00	0.00	0.00	Portugal	0.00	0.00	0.00
Armenia	0.00	0.00	0.00	Hong Kong	0.00	0.00	0.00	Qatar	0.00	0.00	0.00
Australia	0.00	0.00	0.00	Hungary	0.00	0.00	0.00	Republic of Macedonia	0.00	0.00	0.00
Austria	0.00	0.00	0.00	Iceland	0.00	0.00	0.00	Republic of the Congo	0.00	0.00	0.00
Azerbaijan	0.00	0.00	0.00	India	1.00	1.00	1.00	Romania	0.00	0.00	0.00
Bahamas	0.00	0.00	0.00	Indonesia	1.00	0.00	0.00	Russia	0.00	1.00	1.00
Bahrain	0.00	0.00	0.00	Iran	0.00	0.00	0.00	Rwanda	0.00	0.00	0.00
Bangladesh	1.00	0.00	1.00	Iraq	1.00	1.00	1.00	Samoa	0.00	0.00	0.00
Barbados	0.00	0.00	0.00	Ireland	0.00	0.00	0.00	San Marino	0.00	0.00	0.00
Belarus	0.00	0.00	0.00	Israel	1.00	1.00	1.00	Sao Tome and Principe	0.00	0.00	0.00
Belgium	0.00	0.00	0.00	Italy	0.00	0.00	0.00	Saudi Arabia	1.00	0.00	0.00
Belize	0.00	0.00	0.00	Ivory Coast	0.00	0.00	0.00	Senegal	0.00	0.00	0.00
Benin	0.00	0.00	0.00	Jamaica	0.00	0.00	0.00	Serbia	0.00	0.00	0.00
Bhutan	0.00	0.00	0.00	Japan	0.00	0.00	0.00	Seychelles	0.00	0.00	0.00
Bolivia	0.00	0.00	0.00	Jordan	0.00	0.00	0.00	Sierra Leone	0.00	0.00	0.00
Bosnia-Herzegovina	0.00	0.00	0.00	Kazakhstan	0.00	0.00	0.00	Singapore	0.00	0.00	0.00
Botswana	0.00	0.00	0.00	Kenya	0.00	0.00	0.00	Slovakia	0.00	0.00	0.00
Brazil	0.00	0.00	0.00	Kiribati	0.00	0.00	0.00	Slovenia	0.00	0.00	0.00
Brunei	0.00	0.00	0.00	Kosovo	0.00	0.00	0.00	Solomon Islands	0.00	0.00	0.00
Bulgaria	0.00	0.00	0.00	Kuwait	0.00	0.00	0.00	Somalia	1.00	0.00	0.00
Burkina Faso	0.00	0.00	0.00	Kyrgyzstan	0.00	0.00	0.00	South Africa	0.00	0.00	0.00
Burma (Myanmar)	0.00	0.00	0.00	Laos	0.00	0.00	0.00	South Korea	0.00	0.00	0.00
Burundi	0.00	0.00	0.00	Latvia	0.00	0.00	0.00	South Sudan	0.00	0.00	0.00
Cambodia	0.00	0.00	0.00	Lebanon	0.00	0.00	0.00	Spain	0.00	0.00	0.00
Cameroon	0.00	0.00	0.00	Lesotho	0.00	0.00	0.00	Sri Lanka	1.00	0.00	0.00
Canada	0.00	0.00	0.00	Liberia	0.00	0.00	0.00	St. Kitts and Nevis	0.00	0.00	0.00
Cape Verde	0.00	0.00	0.00	Libya	1.00	0.00	0.00	St. Lucia	0.00	0.00	0.00
Central African Republic	0.00	1.00	1.00	Liechtenstein	0.00	0.00	0.00	St. Vincent and the Grenadines	0.00	0.00	0.00
Chad	0.00	0.00	0.00	Lithuania	0.00	0.00	0.00	Sudan	0.00	0.00	0.00
Chile	0.00	0.00	0.00	Luxembourg	0.00	0.00	0.00	Suriname	0.00	0.00	0.00
China	0.00	0.00	0.00	Macau	0.00	0.00	0.00	Swaziland	0.00	0.00	0.00
Colombia	0.00	0.00	0.00	Madagascar	0.00	0.00	0.00	Sweden	0.00	0.00	0.00
Comoros	0.00	0.00	0.00	Malawi	0.00	0.00	0.00	Switzerland	0.00	0.00	0.00
Costa Rica	0.00	0.00	0.00	Malaysia	0.00	0.00	0.00	Syria	0.00	1.00	1.00
Croatia	0.00	0.00	0.00	Maldives	0.00	0.00	0.00	Taiwan	0.00	0.00	0.00
Cuba	0.00	0.00	0.00	Mali	0.00	0.00	0.00	Tajikistan	0.00	0.00	0.00
Cyprus	0.00	0.00	0.00	Malta	0.00	0.00	0.00	Tanzania	0.00	0.00	0.00
Czech Republic	0.00	0.00	0.00	Marshall Islands	0.00	0.00	0.00	Thailand	0.00	1.00	1.00
Democratic Republic of the Congo	0.00	0.00	0.00	Mauritania	0.00	0.00	0.00	Timor-Leste	0.00	0.00	0.00
Denmark	0.00	0.00	0.00	Mauritius	0.00	0.00	0.00	Togo	0.00	0.00	0.00
Djibouti	0.00	0.00	0.00	Mexico	1.00	0.00	0.00	Tonga	0.00	0.00	0.00
Dominica	0.00	0.00	0.00	Moldova	1.00	0.00	0.00	Trinidad and Tobago	0.00	0.00	0.00
Dominican Republic	0.00	0.00	0.00	Monaco	0.00	0.00	0.00	Tunisia	0.00	0.00	0.00
Ecuador	0.00	0.00	0.00	Mongolia	0.00	0.00	0.00	Turkey	0.00	0.00	0.00
Egypt	1.00	0.00	1.00	Montenegro	0.00	0.00	0.00	Turkmenistan	0.00	0.00	0.00
El Salvador	0.00	0.00	0.00	Morocco	0.00	0.00	0.00	Tuvalu	0.00	0.00	0.00
Equatorial Guinea	0.00	0.00	0.00	Mozambique	0.00	0.00	0.00	Uganda	0.00	0.00	0.00
Eritrea	0.00	0.00	0.00	Namibia	0.00	0.00	0.00	Ukraine	0.00	0.00	1.00
Estonia	0.00	0.00	0.00	Nauru	0.00	0.00	0.00	United Arab Emirates	0.00	0.00	0.00
Ethiopia	0.00	0.00	0.00	Nepal	0.00	0.00	0.00	United Kingdom	0.00	1.00	0.00
Federated States of Micronesia	0.00	0.00	0.00	Netherlands	0.00	0.00	0.00	United States	0.00	0.00	0.00
Fiji	0.00	0.00	0.00	New Zealand	0.00	0.00	0.00	Uruguay	0.00	0.00	0.00
Finland	0.00	0.00	0.00	Nicaragua	0.00	0.00	0.00	Uzbekistan	0.00	0.00	0.00
France	0.00	0.00	0.00	Niger	0.00	0.00	0.00	Vanuatu	0.00	0.00	0.00
Gabon	0.00	0.00	0.00	Nigeria	0.00	1.00	1.00	Venezuela	0.00	0.00	0.00
Gambia	0.00	0.00	0.00	Norway	0.00	0.00	0.00	Vietnam	0.00	0.00	0.00
Georgia	0.00	0.00	0.00	Oman	0.00	0.00	0.00	Western Sahara	0.00	0.00	0.00
Germany	0.00	0.00	0.00	Pakistan	1.00	0.00	0.00	Yemen	1.00	1.00	1.00
Ghana	0.00	0.00	0.00	Palau	0.00	0.00	0.00	Zambia	0.00	0.00	0.00
Greece	0.00	0.00	0.00	Palestinian territories	1.00	1.00	1.00	Zimbabwe	0.00	0.00	0.00

Sectarian or communal violence involves two or more religious groups facing off in repeated clashes.

## SHI.Q.4

Were religion-related terrorist groups active in the country?

- 0 points 0.00 No
- 1/4 point 0.25 Yes, but their activity was limited to recruitment or fundraising
- 2/4 point 0.50 Yes, with violence that resulted in some casualties (1-9 injuries or deaths)
- 3/4 point 0.75 Yes, with violence that resulted in multiple casualties (10-50 injuries or deaths)
- Full point 1.00 Yes, with violence that resulted in many casualties (more than 50 injuries or deaths)

Country / Territory	baseline year, ending JUN 2007	previous year, ending DEC 2015	latest year, ending DEC 2016	Country / Territory	baseline year, ending JUN 2007	previous year, ending DEC 2015	latest year, ending DEC 2016	Country / Territory	baseline year, ending JUN 2007	previous year, ending DEC 2015	latest year, ending DEC 2016
Afghanistan	1.00	1.00	1.00	Grenada	0.00	0.00	0.00	Panama	0.00	0.00	0.00
Albania	0.25	0.25	0.25	Guatemala	0.00	0.00	0.00	Papua New Guinea	0.00	0.00	0.00
Algeria	1.00	0.75	1.00	Guinea	0.00	0.00	0.00	Paraguay	0.25	0.25	0.00
Andorra	0.00	0.00	0.00	Guinea-Bissau	0.00	0.00	0.00	Peru	0.00	0.00	0.00
Angola	0.00	0.00	0.00	Guyana	0.00	0.00	0.00	Philippines	0.75	1.00	1.00
Antigua and Barbuda	0.00	0.00	0.00	Haiti	0.00	0.00	0.00	Poland	0.00	0.00	0.25
Argentina	0.00	0.25	0.00	Honduras	0.00	0.00	0.00	Portugal	0.00	0.00	0.00
Armenia	0.00	0.00	0.00	Hong Kong	0.00	0.00	0.00	Qatar	0.00	0.25	0.00
Australia	0.00	0.50	0.50	Hungary	0.00	0.00	0.00	Republic of Macedonia	0.00	0.00	0.00
Austria	0.25	0.25	0.25	Iceland	0.00	0.00	0.00	Republic of the Congo	0.00	0.00	0.00
Azerbaijan	0.25	0.25	0.00	India	1.00	1.00	1.00	Romania	0.00	0.00	0.00
Bahamas	0.00	0.00	0.00	Indonesia	0.75	0.50	1.00	Russia	0.25	0.75	0.75
Bahrain	0.00	0.50	0.00	Iran	0.25	0.50	0.25	Rwanda	0.00	0.00	0.00
Bangladesh	0.50	1.00	1.00	Iraq	1.00	1.00	1.00	Samoa	0.00	0.00	0.00
Barbados	0.00	0.00	0.00	Ireland	0.00	0.00	0.00	San Marino	0.00	0.00	0.00
Belarus	0.00	0.00	0.00	Israel	0.50	1.00	1.00	Sao Tome and Principe	0.00	0.00	0.00
Belgium	0.00	0.25	1.00	Italy	0.25	0.25	0.00	Saudi Arabia	0.25	1.00	1.00
Belize	0.00	0.00	0.00	Ivory Coast	0.25	0.00	1.00	Senegal	0.00	0.25	0.25
Benin	0.00	0.00	0.00	Jamaica	0.00	0.00	0.00	Serbia	0.00	0.00	0.00
Bhutan	0.00	0.00	0.00	Japan	0.25	0.25	0.25	Seychelles	0.00	0.00	0.00
Bolivia	0.00	0.00	0.00	Jordan	0.25	0.75	1.00	Sierra Leone	0.00	0.00	0.00
Bosnia-Herzegovina	0.00	0.50	0.25	Kazakhstan	0.25	0.25	0.75	Singapore	0.25	0.25	0.00
Botswana	0.00	0.00	0.00	Kenya	0.00	1.00	1.00	Slovakia	0.00	0.00	0.00
Brazil	0.25	0.25	0.25	Kiribati	0.00	0.00	0.00	Slovenia	0.00	0.00	0.00
Brunei	0.00	0.00	0.00	Kosovo	0.00	0.25	0.25	Solomon Islands	0.00	0.00	0.00
Bulgaria	0.00	0.00	0.00	Kuwait	0.25	1.00	0.50	Somalia	0.50	1.00	1.00
Burkina Faso	0.00	0.50	1.00	Kyrgyzstan	0.25	0.25	0.25	South Africa	0.25	0.25	0.25
Burma (Myanmar)	0.00	0.50	0.00	Laos	0.00	0.00	0.00	South Korea	0.00	0.00	0.00
Burundi	0.00	0.00	0.75	Latvia	0.00	0.00	0.25	South Sudan	n/a	1.00	0.00
Cambodia	0.00	0.00	0.00	Lebanon	1.00	1.00	1.00	Spain	0.25	0.00	0.50
Cameroon	0.00	1.00	1.00	Lesotho	0.00	0.00	0.00	Sri Lanka	0.50	1.00	0.00
Canada	0.25	0.00	0.50	Liberia	0.25	0.00	0.00	St. Kitts and Nevis	0.00	0.00	0.00
Cape Verde	0.00	0.00	0.00	Libya	0.25	1.00	1.00	St. Lucia	0.00	0.00	0.00
Central African Republic	0.00	0.00	0.00	Liechtenstein	0.00	0.00	0.00	St. Vincent and the Grenadines	0.00	0.00	0.00
Chad	0.00	1.00	1.00	Lithuania	0.00	0.00	0.00	Sudan	0.25	0.50	0.75
Chile	0.00	0.00	0.00	Luxembourg	0.00	0.00	0.00	Suriname	0.00	0.00	0.00
China	0.00	0.00	0.00	Macau	0.00	0.00	0.00	Swaziland	0.00	0.00	0.00
Colombia	1.00	0.00	0.00	Madagascar	0.00	0.00	0.00	Sweden	0.25	0.00	0.00
Comoros	0.00	0.00	0.00	Malawi	0.00	0.00	0.00	Switzerland	0.25	0.25	0.00
Costa Rica	0.00	0.00	0.00	Malaysia	0.25	0.50	1.00	Syria	0.25	1.00	1.00
Croatia	0.00	0.00	0.00	Maldives	0.00	0.25	0.00	Taiwan	0.00	0.00	0.00
Cuba	0.00	0.00	0.00	Mali	0.25	1.00	1.00	Tajikistan	0.25	0.25	0.25
Cyprus	0.00	0.25	0.00	Malta	0.00	0.00	0.00	Tanzania	0.00	0.50	0.50
Czech Republic	0.00	0.00	0.00	Marshall Islands	0.00	0.00	0.00	Thailand	0.00	1.00	0.50
Democratic Republic of the Congo	0.00	0.50	0.50	Mauritania	0.50	0.25	0.25	Timor-Leste	0.00	0.00	0.00
Denmark	0.25	0.50	0.00	Mauritius	0.00	0.00	0.00	Togo	0.00	0.00	0.00
Djibouti	0.00	0.00	0.00	Mexico	0.00	0.00	0.00	Tonga	0.00	0.00	0.00
Dominica	0.00	0.00	0.00	Moldova	0.00	0.00	0.00	Trinidad and Tobago	0.00	0.25	0.25
Dominican Republic	0.00	0.00	0.00	Monaco	0.00	0.00	0.00	Tunisia	0.25	1.00	1.00
Ecuador	0.00	0.00	0.00	Mongolia	0.00	0.00	0.00	Turkey	0.25	1.00	1.00
Egypt	0.25	1.00	1.00	Montenegro	0.00	0.00	0.25	Turkmenistan	0.00	0.00	0.00
El Salvador	0.00	0.00	0.00	Morocco	0.25	0.25	0.25	Tuvalu	0.00	0.00	0.00
Equatorial Guinea	0.00	0.00	0.00	Mozambique	0.00	0.00	0.00	Uganda	0.00	0.50	0.50
Eritrea	0.00	0.00	0.00	Namibia	0.00	0.00	0.00	Ukraine	0.00	0.00	0.00
Estonia	0.00	0.00	0.00	Nauru	0.00	0.00	0.00	United Arab Emirates	0.00	0.25	0.25
Ethiopia	0.25	0.75	0.25	Nepal	0.50	0.50	0.00	United Kingdom	0.25	0.50	0.75
Federated States of Micronesia	0.00	0.00	0.00	Netherlands	0.00	0.25	0.50	United States	0.25	1.00	1.00
Fiji	0.00	0.00	0.00	New Zealand	0.00	0.00	0.00	Uruguay	0.00	0.00	0.00
Finland	0.00	0.00	0.00	Nicaragua	0.00	0.00	0.00	Uzbekistan	0.25	0.25	0.25
France	0.25	1.00	1.00	Niger	0.00	1.00	1.00	Vanuatu	0.00	0.00	0.00
Gabon	0.00	0.00	0.00	Nigeria	0.25	1.00	1.00	Venezuela	0.25	0.00	0.00
Gambia	0.00	0.00	0.00	Norway	0.25	0.25	0.25	Vietnam	0.00	0.00	0.00
Georgia	0.00	0.25	0.50	Oman	0.00	0.00	0.00	Western Sahara	0.25	0.00	0.00
Germany	0.25	0.50	1.00	Pakistan	1.00	1.00	1.00	Yemen	0.50	1.00	1.00
Ghana	0.00	0.00	0.00	Palau	0.00	0.00	0.00	Zambia	0.00	0.00	0.00
Greece	0.00	0.50	0.00	Palestinian territories	1.00	1.00	1.00	Zimbabwe	0.00	0.00	0.00

Religion-related terrorism is defined as politically motivated violence against noncombatants by subnational groups or clandestine agents with a religious justification or intent.

## SHI.Q.5

Was there a religion-related war or armed conflict in the country (including ongoing displacements from previous wars)?

- 0 points 0.00 No
- 1/4 point 0.25 Yes, with fewer than 10,000 casualties or people displaced
- 2/4 point 0.50 Yes, with tens of thousands of casualties or people displaced
- 3/4 point 0.75 Yes, with hundreds of thousands of casualties or people displaced
- Full point 1.00 Yes, with millions of casualties or people displaced

Country / Territory	baseline year, ending JUN 2007	previous year, ending DEC 2015	latest year, ending DEC 2016	Country / Territory	baseline year, ending JUN 2007	previous year, ending DEC 2015	latest year, ending DEC 2016	Country / Territory	baseline year, ending JUN 2007	previous year, ending DEC 2015	latest year, ending DEC 2016
Afghanistan	1.00	0.75	0.75	Grenada	0.00	0.00	0.00	Panama	0.00	0.00	0.00
Albania	0.00	0.00	0.00	Guatemala	0.00	0.00	0.00	Papua New Guinea	0.00	0.00	0.00
Algeria	0.00	0.00	0.25	Guinea	0.00	0.00	0.00	Paraguay	0.00	0.00	0.00
Andorra	0.00	0.00	0.00	Guinea-Bissau	0.00	0.00	0.00	Peru	0.00	0.00	0.00
Angola	0.00	0.00	0.00	Guyana	0.00	0.00	0.00	Philippines	0.00	0.50	0.75
Antigua and Barbuda	0.00	0.00	0.00	Haiti	0.00	0.00	0.00	Poland	0.00	0.00	0.00
Argentina	0.00	0.00	0.00	Honduras	0.00	0.00	0.00	Portugal	0.00	0.00	0.00
Armenia	0.00	0.00	0.00	Hong Kong	0.00	0.00	0.00	Qatar	0.00	0.00	0.00
Australia	0.00	0.00	0.00	Hungary	0.00	0.00	0.00	Republic of Macedonia	0.00	0.00	0.00
Austria	0.00	0.00	0.00	Iceland	0.00	0.00	0.00	Republic of the Congo	0.00	0.00	0.00
Azerbaijan	0.00	0.00	0.00	India	0.50	0.50	0.75	Romania	0.00	0.00	0.00
Bahamas	0.00	0.00	0.00	Indonesia	0.00	0.00	0.00	Russia	0.00	0.50	0.00
Bahrain	0.00	0.00	0.00	Iran	0.00	0.00	0.00	Rwanda	0.00	0.00	0.00
Bangladesh	0.00	0.00	0.00	Iraq	1.00	0.75	0.75	Samoa	0.00	0.00	0.00
Barbados	0.00	0.00	0.00	Ireland	0.00	0.00	0.00	San Marino	0.00	0.00	0.00
Belarus	0.00	0.00	0.00	Israel	0.50	0.00	0.00	Sao Tome and Principe	0.00	0.00	0.00
Belgium	0.00	0.00	0.00	Italy	0.00	0.00	0.00	Saudi Arabia	0.00	0.00	0.00
Belize	0.00	0.00	0.00	Ivory Coast	0.00	0.75	0.00	Senegal	0.00	0.00	0.00
Benin	0.00	0.00	0.00	Jamaica	0.00	0.00	0.00	Serbia	0.25	0.00	0.00
Bhutan	0.00	0.00	0.00	Japan	0.00	0.00	0.00	Seychelles	0.00	0.00	0.00
Bolivia	0.00	0.00	0.00	Jordan	0.00	0.00	0.00	Sierra Leone	0.00	0.00	0.00
Bosnia-Herzegovina	1.00	0.00	0.00	Kazakhstan	0.00	0.00	0.00	Singapore	0.00	0.00	0.00
Botswana	0.00	0.00	0.00	Kenya	0.00	0.00	0.00	Slovakia	0.00	0.00	0.00
Brazil	0.00	0.00	0.00	Kiribati	0.00	0.00	0.00	Slovenia	0.00	0.00	0.00
Brunei	0.00	0.00	0.00	Kosovo	0.00	0.00	0.00	Solomon Islands	0.00	0.00	0.00
Bulgaria	0.00	0.00	0.00	Kuwait	0.00	0.00	0.00	Somalia	0.75	0.50	0.50
Burkina Faso	0.00	0.00	0.00	Kyrgyzstan	0.00	0.00	0.00	South Africa	0.00	0.00	0.00
Burma (Myanmar)	0.00	0.00	0.00	Laos	0.00	0.00	0.00	South Korea	0.00	0.00	0.00
Burundi	0.00	0.00	0.00	Latvia	0.00	0.00	0.00	South Sudan	n/a	1.00	0.00
Cambodia	0.00	0.00	0.00	Lebanon	0.50	0.00	0.00	Spain	0.00	0.00	0.00
Cameroon	0.00	0.00	0.00	Lesotho	0.00	0.00	0.00	Sri Lanka	0.75	0.50	0.00
Canada	0.00	0.00	0.00	Liberia	0.00	0.00	0.00	St. Kitts and Nevis	0.00	0.00	0.00
Cape Verde	0.00	0.00	0.00	Libya	0.25	0.00	0.50	St. Lucia	0.00	0.00	0.00
Central African Republic	0.00	0.00	0.00	Liechtenstein	0.00	0.00	0.00	St. Vincent and the Grenadines	0.00	0.00	0.00
Chad	0.00	0.00	0.00	Lithuania	0.00	0.00	0.00	Sudan	0.00	0.25	0.00
Chile	0.00	0.00	0.00	Luxembourg	0.00	0.00	0.00	Suriname	0.00	0.00	0.00
China	0.00	0.00	0.00	Macau	0.00	0.00	0.00	Swaziland	0.00	0.00	0.00
Colombia	0.50	0.00	0.00	Madagascar	0.00	0.00	0.00	Sweden	0.00	0.00	0.00
Comoros	0.00	0.00	0.00	Malawi	0.00	0.00	0.00	Switzerland	0.00	0.00	0.00
Costa Rica	0.00	0.00	0.00	Malaysia	0.00	0.00	0.00	Syria	0.50	1.00	0.75
Croatia	0.75	0.00	0.00	Maldives	0.00	0.00	0.00	Taiwan	0.00	0.00	0.00
Cuba	0.00	0.00	0.00	Mali	0.00	0.00	0.00	Tajikistan	0.00	0.00	0.00
Cyprus	0.00	0.00	0.00	Malta	0.00	0.00	0.00	Tanzania	0.00	0.00	0.00
Czech Republic	0.00	0.00	0.00	Marshall Islands	0.00	0.00	0.00	Thailand	0.25	0.00	0.00
Democratic Republic of the Congo	0.25	0.00	0.00	Mauritania	0.00	0.00	0.00	Timor-Leste	0.00	0.00	0.00
Denmark	0.00	0.00	0.00	Mauritius	0.00	0.00	0.00	Togo	0.00	0.00	0.00
Djibouti	0.00	0.00	0.00	Mexico	0.00	0.00	0.00	Tonga	0.00	0.00	0.00
Dominica	0.00	0.00	0.00	Moldova	0.00	0.00	0.00	Trinidad and Tobago	0.00	0.00	0.00
Dominican Republic	0.00	0.00	0.00	Monaco	0.00	0.00	0.00	Tunisia	0.00	0.00	0.00
Ecuador	0.00	0.00	0.00	Mongolia	0.00	0.00	0.00	Turkey	0.00	0.00	0.00
Egypt	0.00	0.00	0.00	Montenegro	0.50	0.00	0.00	Turkmenistan	0.00	0.00	0.00
El Salvador	0.00	0.00	0.00	Morocco	0.00	0.00	0.00	Tuvalu	0.00	0.00	0.00
Equatorial Guinea	0.00	0.00	0.00	Mozambique	0.00	0.00	0.00	Uganda	0.00	0.00	0.00
Eritrea	0.00	0.00	0.00	Namibia	0.00	0.00	0.00	Ukraine	0.00	0.00	0.00
Estonia	0.00	0.00	0.00	Nauru	0.00	0.00	0.00	United Arab Emirates	0.00	0.00	0.00
Ethiopia	0.25	0.00	0.00	Nepal	0.00	0.00	0.00	United Kingdom	0.00	0.00	0.00
Federated States of Micronesia	0.00	0.00	0.00	Netherlands	0.00	0.00	0.00	United States	0.25	0.00	0.00
Fiji	0.00	0.00	0.00	New Zealand	0.00	0.00	0.00	Uruguay	0.00	0.00	0.00
Finland	0.00	0.00	0.00	Nicaragua	0.00	0.00	0.00	Uzbekistan	0.00	0.00	0.00
France	0.00	0.00	0.00	Niger	0.00	0.00	0.00	Vanuatu	0.00	0.00	0.00
Gabon	0.00	0.00	0.00	Nigeria	0.00	1.00	0.75	Venezuela	0.00	0.00	0.00
Gambia	0.00	0.00	0.00	Norway	0.00	0.00	0.00	Vietnam	0.00	0.00	0.00
Georgia	0.00	0.00	0.00	Oman	0.00	0.00	0.00	Western Sahara	0.00	0.00	0.00
Germany	0.00	0.00	0.00	Pakistan	0.25	0.75	0.25	Yemen	0.25	1.00	0.75
Ghana	0.00	0.00	0.00	Palau	0.00	0.00	0.00	Zambia	0.00	0.00	0.00
Greece	0.00	0.00	0.00	Palestinian territories	0.25	0.00	0.25	Zimbabwe	0.00	0.00	0.00

Religion-related war is defined as armed conflict (involving sustained casualties over time or more than 1,000 battle deaths) in which religious rhetoric is commonly employed to justify the use of force, or in which one or more of the combatants primarily identifies itself or the opposing side by religion.



## SHI.Q.6

Did violence result from tensions between religious groups?

- 0 points 0.00 No
- 1/3 point 0.33 There were public tensions between religious groups, but they fell short of hostilities involving physical violence
- 2/3 point 0.67 Yes, with physical violence in a few cases
- Full point 1.00 Yes, with physical violence in numerous cases

Country / Territory	baseline year, ending JUN 2007	previous year, ending DEC 2015	latest year, ending DEC 2016	Country / Territory	baseline year, ending JUN 2007	previous year, ending DEC 2015	latest year, ending DEC 2016	Country / Territory	baseline year, ending JUN 2007	previous year, ending DEC 2015	latest year, ending DEC 2016
Afghanistan	1.00	1.00	1.00	Grenada	0.00	0.00	0.00	Panama	0.00	0.00	0.00
Albania	0.00	0.33	0.00	Guatemala	0.33	0.33	0.00	Papua New Guinea	0.00	0.67	0.67
Algeria	1.00	0.67	0.67	Guinea	0.67	0.67	0.33	Paraguay	0.33	0.00	0.00
Andorra	0.00	0.00	0.00	Guinea-Bissau	0.00	0.00	0.00	Peru	0.00	0.00	0.00
Angola	0.67	0.33	0.33	Guyana	0.00	0.00	0.00	Philippines	0.33	1.00	1.00
Antigua and Barbuda	0.33	0.00	0.00	Haiti	0.33	0.33	0.33	Poland	0.67	0.00	0.33
Argentina	0.67	0.33	0.00	Honduras	0.33	0.00	0.00	Portugal	0.00	0.00	0.00
Armenia	0.67	0.33	0.00	Hong Kong	0.67	0.00	0.00	Qatar	0.33	0.00	0.00
Australia	0.67	0.00	0.00	Hungary	0.67	0.00	0.33	Republic of Macedonia	0.67	0.33	0.33
Austria	0.67	0.00	0.33	Iceland	0.33	0.00	0.00	Republic of the Congo	0.33	0.00	0.00
Azerbaijan	0.67	0.67	0.00	India	1.00	1.00	1.00	Romania	0.67	0.67	0.33
Bahamas	0.33	0.00	0.00	Indonesia	1.00	1.00	0.67	Russia	0.67	1.00	1.00
Bahrain	0.67	0.33	0.67	Iran	0.67	0.33	0.33	Rwanda	0.00	0.00	0.33
Bangladesh	1.00	0.67	1.00	Iraq	1.00	1.00	1.00	Samoa	0.33	0.33	0.33
Barbados	0.33	0.00	0.00	Ireland	0.33	0.00	0.00	San Marino	0.00	0.00	0.00
Belarus	1.00	0.00	0.33	Israel	1.00	1.00	1.00	Sao Tome and Principe	0.00	0.00	0.00
Belgium	0.33	0.00	0.00	Italy	0.33	0.00	0.33	Saudi Arabia	0.67	0.33	1.00
Belize	0.00	0.00	0.33	Ivory Coast	0.67	0.00	0.00	Senegal	0.00	0.00	0.00
Benin	0.00	0.33	0.67	Jamaica	0.00	0.33	0.00	Serbia	0.67	0.00	0.00
Bhutan	0.33	0.00	0.33	Japan	0.00	0.00	0.00	Seychelles	0.00	0.00	0.00
Bolivia	0.00	0.00	0.67	Jordan	0.33	0.67	0.67	Sierra Leone	0.00	0.00	0.67
Bosnia-Herzegovina	1.00	0.33	0.67	Kazakhstan	0.33	0.00	0.00	Singapore	0.00	0.00	0.00
Botswana	0.00	0.00	0.00	Kenya	0.67	1.00	1.00	Slovakia	0.67	0.00	0.00
Brazil	0.67	0.33	0.67	Kiribati	0.33	0.00	0.00	Slovenia	0.67	0.00	0.00
Brunei	0.33	0.00	0.00	Kosovo	0.67	0.33	0.33	Solomon Islands	0.33	0.67	0.67
Bulgaria	0.67	0.67	0.00	Kuwait	0.33	0.33	0.00	Somalia	1.00	0.00	0.00
Burkina Faso	0.67	0.67	0.67	Kyrgyzstan	0.67	1.00	1.00	South Africa	0.67	0.67	0.67
Burma (Myanmar)	1.00	1.00	1.00	Laos	0.67	0.33	0.33	South Korea	0.00	0.00	0.33
Burundi	0.67	0.33	0.00	Latvia	0.67	0.00	0.00	South Sudan	n/a	0.67	0.67
Cambodia	0.33	0.00	0.67	Lebanon	0.67	1.00	1.00	Spain	0.67	0.00	0.67
Cameroon	0.33	0.67	0.67	Lesotho	0.00	0.00	0.00	Sri Lanka	1.00	0.67	0.67
Canada	0.67	0.00	0.00	Liberia	0.67	0.67	0.33	St. Kitts and Nevis	0.33	0.00	0.00
Cape Verde	0.00	0.00	0.00	Libya	0.00	1.00	1.00	St. Lucia	0.33	0.00	0.00
Central African Republic	1.00	1.00	1.00	Liechtenstein	0.00	0.00	0.00	St. Vincent and the Grenadines	0.33	0.00	0.00
Chad	0.67	0.67	0.33	Lithuania	0.67	0.00	0.00	Sudan	0.67	0.67	0.33
Chile	0.33	0.33	0.33	Luxembourg	0.00	0.00	0.00	Suriname	0.00	0.00	0.00
China	0.33	0.33	0.33	Macau	0.33	0.00	0.00	Swaziland	0.00	0.33	0.33
Colombia	1.00	0.00	0.00	Madagascar	0.00	0.00	0.00	Sweden	0.33	0.00	0.00
Comoros	0.67	0.33	0.00	Malawi	0.33	0.00	0.00	Switzerland	0.67	0.33	0.33
Costa Rica	0.00	0.00	0.00	Malaysia	0.33	0.67	0.67	Syria	0.67	1.00	1.00
Croatia	0.67	0.00	0.00	Maldives	0.33	0.67	0.67	Taiwan	0.00	0.00	0.00
Cuba	0.00	0.00	0.00	Mali	0.00	0.00	0.00	Tajikistan	0.67	0.00	0.00
Cyprus	0.67	0.33	0.33	Malta	0.33	0.00	0.00	Tanzania	0.67	1.00	0.33
Czech Republic	0.67	0.33	0.33	Marshall Islands	0.00	0.00	0.00	Thailand	1.00	1.00	1.00
Democratic Republic of the Congo	1.00	0.33	0.67	Mauritania	0.00	0.33	0.00	Timor-Leste	0.67	0.67	0.67
Denmark	0.33	0.67	0.67	Mauritius	0.33	1.00	0.67	Togo	0.00	0.33	0.33
Djibouti	0.33	0.00	0.00	Mexico	0.67	0.00	0.67	Tonga	0.00	0.00	0.00
Dominica	0.33	0.00	0.00	Moldova	0.67	1.00	1.00	Trinidad and Tobago	0.33	0.00	0.33
Dominican Republic	0.00	0.00	0.00	Monaco	0.00	0.00	0.00	Tunisia	0.67	1.00	0.00
Ecuador	0.67	0.00	0.00	Mongolia	0.33	0.33	0.33	Turkey	1.00	0.33	0.33
Egypt	0.67	0.67	1.00	Montenegro	0.67	1.00	0.33	Turkmenistan	0.33	0.00	0.00
El Salvador	0.33	0.00	0.00	Morocco	0.33	0.33	0.33	Tuvalu	0.33	0.00	0.00
Equatorial Guinea	0.00	0.00	0.00	Mozambique	0.33	0.00	0.00	Uganda	0.33	1.00	1.00
Eritrea	0.33	0.00	0.00	Namibia	0.00	0.00	0.00	Ukraine	0.67	0.00	1.00
Estonia	0.67	0.00	0.00	Nauru	0.33	0.33	0.00	United Arab Emirates	0.00	0.00	0.33
Ethiopia	1.00	0.33	0.67	Nepal	0.67	1.00	0.67	United Kingdom	1.00	0.00	0.67
Federated States of Micronesia	0.00	0.00	0.00	Netherlands	0.33	0.00	0.67	United States	1.00	0.67	0.00
Fiji	0.67	0.00	0.00	New Zealand	0.33	0.00	0.00	Uruguay	0.67	0.00	0.00
Finland	0.33	0.33	0.33	Nicaragua	0.33	0.33	0.33	Uzbekistan	0.67	0.00	0.00
France	0.67	0.67	0.67	Niger	0.00	0.67	0.00	Vanuatu	0.00	0.00	0.67
Gabon	0.00	0.00	0.00	Nigeria	1.00	1.00	1.00	Venezuela	0.67	0.00	0.00
Gambia	0.67	0.33	0.33	Norway	0.67	0.00	0.00	Vietnam	0.67	0.33	0.33
Georgia	0.67	0.67	0.33	Oman	0.33	0.00	0.00	Western Sahara	0.00	0.00	0.00
Germany	0.67	0.33	0.33	Pakistan	1.00	0.67	0.67	Yemen	0.67	1.00	1.00
Ghana	0.67	0.00	0.00	Palau	0.33	0.00	0.00	Zambia	0.00	0.00	0.33
Greece	0.67	0.33	0.67	Palestinian territories	0.67	1.00	1.00	Zimbabwe	0.33	0.67	0.67

The data for each year also take into account information from the two previous years.

## SHI.Q.7

Did organized groups use force or coercion in an attempt to dominate public life with their perspective on religion, including preventing some religious groups from operating in the country?

- 0 points 0.00 No
- 1/3 point 0.33 Yes, at the local level
- 2/3 point 0.67 Yes, at the regional level
- Full point 1.00 Yes, at the national level

Country / Territory	baseline year, ending JUN 2007	previous year, ending DEC 2015	latest year, ending DEC 2016	Country / Territory	baseline year, ending JUN 2007	previous year, ending DEC 2015	latest year, ending DEC 2016	Country / Territory	baseline year, ending JUN 2007	previous year, ending DEC 2015	latest year, ending DEC 2016
Afghanistan	1.00	1.00	1.00	Grenada	0.00	0.00	0.00	Panama	0.00	0.00	0.00
Albania	0.00	0.00	0.00	Guatemala	0.00	0.33	0.33	Papua New Guinea	0.00	0.00	0.00
Algeria	1.00	1.00	1.00	Guinea	0.00	0.33	0.00	Paraguay	0.00	0.00	0.00
Andorra	0.00	0.00	0.00	Guinea-Bissau	0.00	0.00	0.00	Peru	0.00	0.33	0.33
Angola	0.67	0.33	0.00	Guyana	0.00	0.00	0.00	Philippines	1.00	1.00	1.00
Antigua and Barbuda	0.00	0.00	0.00	Haiti	0.33	0.00	0.00	Poland	0.00	1.00	1.00
Argentina	0.00	0.00	0.33	Honduras	0.00	0.00	0.00	Portugal	0.00	0.00	0.33
Armenia	0.00	1.00	1.00	Hong Kong	0.00	1.00	0.33	Qatar	0.00	0.00	0.00
Australia	0.00	1.00	1.00	Hungary	0.33	0.00	0.33	Republic of Macedonia	0.00	0.00	0.00
Austria	0.00	1.00	0.33	Iceland	0.00	0.00	0.00	Republic of the Congo	0.00	0.00	0.00
Azerbaijan	0.00	0.00	0.00	India	1.00	1.00	1.00	Romania	1.00	1.00	1.00
Bahamas	0.33	1.00	1.00	Indonesia	0.67	1.00	1.00	Russia	0.67	1.00	1.00
Bahrain	0.00	0.00	0.00	Iran	1.00	0.00	0.00	Rwanda	0.00	0.00	0.00
Bangladesh	1.00	1.00	1.00	Iraq	1.00	1.00	1.00	Samoa	0.00	1.00	1.00
Barbados	0.00	0.00	0.00	Ireland	0.00	0.33	0.33	San Marino	0.00	0.00	0.00
Belarus	0.67	1.00	1.00	Israel	0.67	1.00	1.00	Sao Tome and Principe	0.00	0.00	0.00
Belgium	0.33	0.00	0.00	Italy	0.67	1.00	0.33	Saudi Arabia	1.00	1.00	1.00
Belize	0.00	0.00	0.00	Ivory Coast	0.00	0.00	1.00	Senegal	0.00	0.00	0.00
Benin	0.00	0.00	0.00	Jamaica	0.00	0.00	0.00	Serbia	0.33	0.00	1.00
Bhutan	1.00	0.00	0.00	Japan	0.33	1.00	0.00	Seychelles	0.00	0.00	0.00
Bolivia	0.00	0.00	0.00	Jordan	0.33	0.00	0.00	Sierra Leone	0.00	0.00	1.00
Bosnia-Herzegovina	0.00	0.00	0.00	Kazakhstan	1.00	1.00	0.33	Singapore	0.00	0.00	0.00
Botswana	0.00	0.00	0.00	Kenya	0.67	0.67	1.00	Slovakia	0.67	1.00	1.00
Brazil	0.00	0.67	0.67	Kiribati	0.00	0.00	0.00	Slovenia	0.00	0.00	0.00
Brunei	1.00	0.00	0.00	Kosovo	0.00	0.33	0.33	Solomon Islands	0.00	0.33	0.33
Bulgaria	1.00	1.00	1.00	Kuwait	0.33	0.33	0.33	Somalia	0.67	1.00	1.00
Burkina Faso	0.00	0.00	1.00	Kyrgyzstan	1.00	0.00	0.00	South Africa	0.67	0.00	0.33
Burma (Myanmar)	0.67	1.00	1.00	Laos	0.00	0.00	0.00	South Korea	0.00	0.00	0.00
Burundi	0.00	0.00	0.00	Latvia	0.00	0.00	0.00	South Sudan	n/a	0.67	0.00
Cambodia	0.00	0.00	0.00	Lebanon	1.00	1.00	1.00	Spain	0.33	1.00	1.00
Cameroon	0.33	0.00	1.00	Lesotho	0.00	0.00	0.00	Sri Lanka	0.67	1.00	1.00
Canada	0.33	0.00	0.00	Liberia	0.67	0.33	0.00	St. Kitts and Nevis	0.00	0.00	0.00
Cape Verde	0.00	0.00	0.00	Libya	0.33	1.00	1.00	St. Lucia	0.00	0.00	0.00
Central African Republic	0.00	1.00	1.00	Liechtenstein	0.00	1.00	1.00	St. Vincent and the Grenadines	0.00	0.00	0.00
Chad	1.00	1.00	1.00	Lithuania	0.00	0.67	0.67	Sudan	1.00	0.33	0.33
Chile	0.00	0.33	0.33	Luxembourg	0.00	0.00	0.00	Suriname	0.00	0.00	0.00
China	0.00	0.00	0.00	Macau	0.00	0.00	0.00	Swaziland	0.00	0.33	0.33
Colombia	0.67	0.67	1.00	Madagascar	0.00	0.00	0.00	Sweden	0.00	0.33	0.33
Comoros	1.00	0.00	0.00	Malawi	0.00	0.33	0.33	Switzerland	1.00	1.00	1.00
Costa Rica	0.00	0.00	0.00	Malaysia	0.00	1.00	1.00	Syria	1.00	1.00	1.00
Croatia	0.00	0.00	0.33	Maldives	0.33	1.00	1.00	Taiwan	0.00	0.00	0.00
Cuba	0.00	0.00	0.00	Mali	0.00	1.00	1.00	Tajikistan	1.00	0.00	0.00
Cyprus	0.00	0.67	0.67	Malta	0.00	0.00	0.33	Tanzania	0.33	0.33	0.00
Czech Republic	0.67	1.00	1.00	Marshall Islands	0.00	0.00	0.00	Thailand	0.67	0.67	0.67
Democratic Republic of the Congo	0.67	0.67	0.67	Mauritania	0.67	0.00	0.00	Timor-Leste	1.00	0.33	0.00
Denmark	0.67	1.00	1.00	Mauritius	0.00	0.00	0.00	Togo	0.00	0.00	0.00
Djibouti	0.33	0.00	0.00	Mexico	0.67	0.00	1.00	Tonga	0.00	0.00	0.00
Dominica	0.00	0.00	0.00	Moldova	0.33	1.00	1.00	Trinidad and Tobago	0.00	0.00	0.00
Dominican Republic	0.00	0.00	0.00	Monaco	0.00	0.00	0.00	Tunisia	1.00	1.00	1.00
Ecuador	0.00	0.00	0.00	Mongolia	0.00	0.00	0.00	Turkey	0.33	1.00	1.00
Egypt	1.00	0.67	1.00	Montenegro	0.67	0.00	0.33	Turkmenistan	0.00	0.00	0.00
El Salvador	0.00	0.00	0.00	Morocco	1.00	0.00	0.00	Tuvalu	0.67	0.00	0.00
Equatorial Guinea	0.00	0.00	0.00	Mozambique	0.00	0.00	0.00	Uganda	0.00	0.00	0.00
Eritrea	0.00	0.00	0.00	Namibia	0.00	0.00	0.00	Ukraine	0.00	0.67	0.67
Estonia	0.00	0.33	1.00	Nauru	0.00	0.00	0.00	United Arab Emirates	0.00	0.00	0.00
Ethiopia	0.33	1.00	0.00	Nepal	0.67	0.67	0.67	United Kingdom	0.33	0.33	1.00
Federated States of Micronesia	0.00	0.00	0.00	Netherlands	0.67	0.00	0.33	United States	0.33	0.67	0.67
Fiji	0.00	0.00	0.00	New Zealand	0.00	0.00	0.00	Uruguay	0.00	0.00	0.00
Finland	0.00	0.00	1.00	Nicaragua	0.33	0.00	0.00	Uzbekistan	1.00	0.00	0.00
France	0.67	1.00	0.33	Niger	1.00	1.00	0.67	Vanuatu	0.33	0.00	0.00
Gabon	0.00	0.00	0.00	Nigeria	0.67	1.00	1.00	Venezuela	0.00	0.00	0.33
Gambia	0.00	0.00	1.00	Norway	0.00	0.00	0.00	Vietnam	0.67	0.00	0.00
Georgia	0.67	1.00	1.00	Oman	0.00	0.00	0.00	Western Sahara	1.00	0.00	0.00
Germany	0.67	1.00	1.00	Pakistan	1.00	1.00	1.00	Yemen	0.67	1.00	1.00
Ghana	1.00	0.00	1.00	Palau	0.00	0.00	0.00	Zambia	0.00	0.00	1.00
Greece	1.00	1.00	0.33	Palestinian territories	0.67	1.00	1.00	Zimbabwe	0.00	0.00	0.33

The data for each year also take into account information from the two previous years.

## SHI.Q.8

Did religious groups themselves attempt to prevent other religious groups from being able to operate?

- 0 points 0.00 No
- Full point 1.00 Yes

Country / Territory	baseline year, ending JUN 2007	previous year, ending DEC 2015	latest year, ending DEC 2016	Country / Territory	baseline year, ending JUN 2007	previous year, ending DEC 2015	latest year, ending DEC 2016	Country / Territory	baseline year, ending JUN 2007	previous year, ending DEC 2015	latest year, ending DEC 2016
Afghanistan	1.00	1.00	1.00	Grenada	0.00	0.00	0.00	Panama	0.00	0.00	0.00
Albania	0.00	0.00	0.00	Guatemala	1.00	1.00	0.00	Papua New Guinea	0.00	0.00	0.00
Algeria	0.00	0.00	1.00	Guinea	1.00	1.00	1.00	Paraguay	0.00	0.00	0.00
Andorra	0.00	0.00	0.00	Guinea-Bissau	0.00	0.00	0.00	Peru	0.00	0.00	0.00
Angola	1.00	1.00	1.00	Guyana	0.00	0.00	0.00	Philippines	0.00	0.00	0.00
Antigua and Barbuda	0.00	0.00	0.00	Haiti	0.00	0.00	0.00	Poland	0.00	0.00	0.00
Argentina	0.00	0.00	0.00	Honduras	0.00	0.00	0.00	Portugal	0.00	0.00	0.00
Armenia	1.00	1.00	1.00	Hong Kong	0.00	0.00	0.00	Qatar	0.00	0.00	0.00
Australia	0.00	0.00	0.00	Hungary	0.00	0.00	0.00	Republic of Macedonia	1.00	1.00	1.00
Austria	0.00	0.00	0.00	Iceland	0.00	0.00	0.00	Republic of the Congo	0.00	0.00	0.00
Azerbaijan	0.00	0.00	0.00	India	1.00	1.00	1.00	Romania	1.00	1.00	1.00
Bahamas	0.00	0.00	0.00	Indonesia	1.00	1.00	1.00	Russia	1.00	1.00	1.00
Bahrain	1.00	0.00	0.00	Iran	1.00	0.00	0.00	Rwanda	0.00	0.00	0.00
Bangladesh	1.00	1.00	0.00	Iraq	1.00	1.00	1.00	Samoa	0.00	1.00	1.00
Barbados	0.00	0.00	0.00	Ireland	0.00	0.00	0.00	San Marino	0.00	0.00	0.00
Belarus	0.00	1.00	1.00	Israel	1.00	1.00	1.00	Sao Tome and Principe	0.00	0.00	0.00
Belgium	0.00	0.00	0.00	Italy	0.00	0.00	1.00	Saudi Arabia	1.00	1.00	1.00
Belize	0.00	0.00	0.00	Ivory Coast	1.00	0.00	0.00	Senegal	0.00	0.00	0.00
Benin	0.00	0.00	1.00	Jamaica	0.00	0.00	0.00	Serbia	0.00	0.00	0.00
Bhutan	0.00	0.00	0.00	Japan	0.00	0.00	0.00	Seychelles	0.00	0.00	0.00
Bolivia	0.00	1.00	1.00	Jordan	1.00	0.00	0.00	Sierra Leone	0.00	0.00	1.00
Bosnia-Herzegovina	1.00	1.00	1.00	Kazakhstan	1.00	0.00	0.00	Singapore	0.00	0.00	0.00
Botswana	0.00	0.00	0.00	Kenya	1.00	1.00	1.00	Slovakia	1.00	1.00	1.00
Brazil	0.00	0.00	0.00	Kiribati	0.00	0.00	1.00	Slovenia	0.00	0.00	0.00
Brunei	1.00	0.00	0.00	Kosovo	1.00	1.00	1.00	Solomon Islands	0.00	1.00	1.00
Bulgaria	1.00	0.00	0.00	Kuwait	1.00	0.00	0.00	Somalia	1.00	1.00	1.00
Burkina Faso	0.00	1.00	1.00	Kyrgyzstan	1.00	1.00	1.00	South Africa	0.00	1.00	1.00
Burma (Myanmar)	1.00	1.00	1.00	Laos	0.00	0.00	0.00	South Korea	0.00	0.00	0.00
Burundi	0.00	1.00	0.00	Latvia	1.00	0.00	0.00	South Sudan	n/a	0.00	0.00
Cambodia	0.00	0.00	0.00	Lebanon	1.00	1.00	1.00	Spain	0.00	0.00	0.00
Cameroon	1.00	0.00	1.00	Lesotho	0.00	0.00	0.00	Sri Lanka	1.00	1.00	1.00
Canada	0.00	0.00	0.00	Liberia	1.00	0.00	0.00	St. Kitts and Nevis	0.00	0.00	0.00
Cape Verde	0.00	0.00	0.00	Libya	0.00	1.00	1.00	St. Lucia	0.00	0.00	0.00
Central African Republic	1.00	1.00	1.00	Liechtenstein	0.00	0.00	0.00	St. Vincent and the Grenadines	0.00	0.00	0.00
Chad	1.00	0.00	0.00	Lithuania	0.00	0.00	0.00	Sudan	1.00	1.00	1.00
Chile	0.00	0.00	0.00	Luxembourg	0.00	0.00	0.00	Suriname	0.00	0.00	0.00
China	0.00	0.00	0.00	Macau	0.00	0.00	0.00	Swaziland	0.00	0.00	0.00
Colombia	1.00	0.00	0.00	Madagascar	0.00	0.00	0.00	Sweden	0.00	0.00	0.00
Comoros	1.00	1.00	0.00	Malawi	0.00	0.00	0.00	Switzerland	0.00	1.00	1.00
Costa Rica	0.00	0.00	0.00	Malaysia	0.00	0.00	1.00	Syria	0.00	1.00	1.00
Croatia	1.00	0.00	0.00	Maldives	1.00	0.00	0.00	Taiwan	0.00	0.00	0.00
Cuba	0.00	0.00	0.00	Mali	0.00	0.00	0.00	Tajikistan	0.00	0.00	0.00
Cyprus	0.00	0.00	0.00	Malta	0.00	0.00	0.00	Tanzania	1.00	0.00	0.00
Czech Republic	0.00	0.00	0.00	Marshall Islands	0.00	0.00	0.00	Thailand	1.00	1.00	1.00
Democratic Republic of the Congo	1.00	0.00	0.00	Mauritania	0.00	0.00	0.00	Timor-Leste	1.00	1.00	1.00
Denmark	0.00	0.00	0.00	Mauritius	0.00	0.00	0.00	Togo	0.00	1.00	0.00
Djibouti	0.00	0.00	0.00	Mexico	1.00	1.00	1.00	Tonga	0.00	0.00	0.00
Dominica	0.00	0.00	0.00	Moldova	1.00	1.00	1.00	Trinidad and Tobago	0.00	0.00	0.00
Dominican Republic	0.00	0.00	0.00	Monaco	0.00	0.00	0.00	Tunisia	0.00	1.00	0.00
Ecuador	0.00	0.00	0.00	Mongolia	0.00	1.00	1.00	Turkey	1.00	1.00	1.00
Egypt	1.00	1.00	1.00	Montenegro	1.00	1.00	1.00	Turkmenistan	0.00	0.00	0.00
El Salvador	0.00	0.00	0.00	Morocco	1.00	0.00	0.00	Tuvalu	1.00	0.00	0.00
Equatorial Guinea	0.00	1.00	1.00	Mozambique	0.00	0.00	0.00	Uganda	0.00	0.00	0.00
Eritrea	0.00	0.00	0.00	Namibia	0.00	0.00	0.00	Ukraine	0.00	1.00	1.00
Estonia	0.00	0.00	0.00	Nauru	0.00	0.00	0.00	United Arab Emirates	0.00	0.00	0.00
Ethiopia	1.00	0.00	1.00	Nepal	0.00	1.00	1.00	United Kingdom	0.00	1.00	1.00
Federated States of Micronesia	0.00	0.00	0.00	Netherlands	0.00	0.00	0.00	United States	0.00	0.00	0.00
Fiji	1.00	0.00	0.00	New Zealand	0.00	0.00	0.00	Uruguay	0.00	0.00	0.00
Finland	0.00	0.00	0.00	Nicaragua	0.00	1.00	1.00	Uzbekistan	1.00	0.00	0.00
France	0.00	0.00	0.00	Niger	1.00	1.00	0.00	Vanuatu	1.00	0.00	0.00
Gabon	0.00	0.00	0.00	Nigeria	1.00	1.00	1.00	Venezuela	0.00	0.00	0.00
Gambia	0.00	1.00	1.00	Norway	0.00	0.00	0.00	Vietnam	0.00	0.00	0.00
Georgia	1.00	1.00	0.00	Oman	0.00	0.00	0.00	Western Sahara	1.00	0.00	0.00
Germany	1.00	1.00	1.00	Pakistan	1.00	1.00	1.00	Yemen	1.00	1.00	1.00
Ghana	1.00	0.00	0.00	Palau	0.00	0.00	0.00	Zambia	0.00	0.00	0.00
Greece	1.00	1.00	1.00	Palestinian territories	1.00	1.00	1.00	Zimbabwe	1.00	1.00	1.00

The data for each year also take into account information from the two previous years.

## SHI.Q.9

Did individuals or groups use violence or the threat of violence, including so-called honor killings, to try to enforce religious norms?

- 0 points 0.00 No
- Full point 1.00 Yes

Country / Territory	baseline year, ending JUN 2007	previous year, ending DEC 2015	latest year, ending DEC 2016	Country / Territory	baseline year, ending JUN 2007	previous year, ending DEC 2015	latest year, ending DEC 2016	Country / Territory	baseline year, ending JUN 2007	previous year, ending DEC 2015	latest year, ending DEC 2016
Afghanistan	1.00	1.00	1.00	Grenada	0.00	0.00	0.00	Panama	0.00	0.00	0.00
Albania	0.00	0.00	0.00	Guatemala	0.00	0.00	0.00	Papua New Guinea	0.00	1.00	0.00
Algeria	0.00	1.00	1.00	Guinea	0.00	1.00	1.00	Paraguay	0.00	0.00	0.00
Andorra	0.00	0.00	0.00	Guinea-Bissau	0.00	1.00	1.00	Peru	0.00	0.00	0.00
Angola	1.00	1.00	1.00	Guyana	0.00	0.00	0.00	Philippines	1.00	0.00	0.00
Antigua and Barbuda	0.00	0.00	0.00	Haiti	0.00	0.00	0.00	Poland	0.00	0.00	0.00
Argentina	0.00	0.00	0.00	Honduras	0.00	0.00	0.00	Portugal	0.00	0.00	0.00
Armenia	0.00	0.00	0.00	Hong Kong	0.00	0.00	0.00	Qatar	0.00	1.00	1.00
Australia	0.00	1.00	1.00	Hungary	0.00	0.00	0.00	Republic of Macedonia	0.00	1.00	1.00
Austria	0.00	0.00	1.00	Iceland	0.00	0.00	0.00	Republic of the Congo	0.00	1.00	0.00
Azerbaijan	0.00	0.00	0.00	India	1.00	1.00	1.00	Romania	1.00	0.00	0.00
Bahamas	0.00	0.00	0.00	Indonesia	1.00	1.00	1.00	Russia	0.00	1.00	1.00
Bahrain	0.00	0.00	0.00	Iran	1.00	1.00	1.00	Rwanda	0.00	0.00	0.00
Bangladesh	1.00	1.00	1.00	Iraq	1.00	1.00	1.00	Samoa	0.00	0.00	0.00
Barbados	0.00	0.00	0.00	Ireland	0.00	0.00	0.00	San Marino	0.00	0.00	0.00
Belarus	0.00	0.00	0.00	Israel	1.00	1.00	1.00	Sao Tome and Principe	0.00	0.00	0.00
Belgium	0.00	0.00	0.00	Italy	0.00	1.00	1.00	Saudi Arabia	1.00	1.00	1.00
Belize	0.00	0.00	0.00	Ivory Coast	0.00	0.00	0.00	Senegal	0.00	0.00	0.00
Benin	0.00	0.00	1.00	Jamaica	0.00	0.00	0.00	Serbia	0.00	0.00	0.00
Bhutan	1.00	0.00	0.00	Japan	0.00	0.00	0.00	Seychelles	0.00	0.00	0.00
Bolivia	0.00	0.00	1.00	Jordan	0.00	1.00	1.00	Sierra Leone	0.00	0.00	0.00
Bosnia-Herzegovina	0.00	1.00	1.00	Kazakhstan	1.00	1.00	1.00	Singapore	0.00	1.00	1.00
Botswana	0.00	0.00	0.00	Kenya	0.00	1.00	1.00	Slovakia	0.00	0.00	0.00
Brazil	0.00	0.00	1.00	Kiribati	0.00	0.00	0.00	Slovenia	0.00	0.00	0.00
Brunei	1.00	1.00	1.00	Kosovo	0.00	1.00	1.00	Solomon Islands	0.00	0.00	0.00
Bulgaria	0.00	0.00	0.00	Kuwait	0.00	0.00	0.00	Somalia	1.00	1.00	1.00
Burkina Faso	0.00	1.00	1.00	Kyrgyzstan	1.00	0.00	1.00	South Africa	0.00	1.00	1.00
Burma (Myanmar)	0.00	1.00	1.00	Laos	0.00	1.00	1.00	South Korea	0.00	0.00	0.00
Burundi	0.00	0.00	1.00	Latvia	0.00	0.00	0.00	South Sudan	n/a	1.00	1.00
Cambodia	0.00	0.00	0.00	Lebanon	1.00	1.00	1.00	Spain	0.00	0.00	0.00
Cameroon	0.00	0.00	0.00	Lesotho	0.00	0.00	0.00	Sri Lanka	1.00	1.00	1.00
Canada	0.00	0.00	0.00	Liberia	1.00	0.00	0.00	St. Kitts and Nevis	0.00	0.00	0.00
Cape Verde	0.00	0.00	0.00	Libya	0.00	1.00	1.00	St. Lucia	0.00	0.00	0.00
Central African Republic	1.00	1.00	1.00	Liechtenstein	0.00	0.00	0.00	St. Vincent and the Grenadines	0.00	0.00	0.00
Chad	1.00	1.00	0.00	Lithuania	0.00	0.00	0.00	Sudan	1.00	1.00	1.00
Chile	0.00	0.00	0.00	Luxembourg	0.00	0.00	0.00	Suriname	0.00	0.00	0.00
China	0.00	1.00	0.00	Macau	0.00	0.00	0.00	Swaziland	0.00	1.00	0.00
Colombia	0.00	0.00	0.00	Madagascar	0.00	0.00	1.00	Sweden	0.00	0.00	0.00
Comoros	1.00	0.00	0.00	Malawi	0.00	1.00	1.00	Switzerland	0.00	1.00	1.00
Costa Rica	0.00	0.00	0.00	Malaysia	0.00	1.00	1.00	Syria	1.00	1.00	1.00
Croatia	0.00	0.00	0.00	Maldives	0.00	0.00	1.00	Taiwan	0.00	0.00	0.00
Cuba	0.00	0.00	0.00	Mali	0.00	1.00	1.00	Tajikistan	0.00	0.00	0.00
Cyprus	0.00	0.00	0.00	Malta	0.00	0.00	0.00	Tanzania	0.00	1.00	1.00
Czech Republic	0.00	0.00	0.00	Marshall Islands	0.00	0.00	0.00	Thailand	0.00	1.00	1.00
Democratic Republic of the Congo	0.00	1.00	1.00	Mauritania	0.00	1.00	1.00	Timor-Leste	0.00	0.00	0.00
Denmark	0.00	1.00	1.00	Mauritius	0.00	0.00	0.00	Togo	0.00	1.00	1.00
Djibouti	0.00	1.00	1.00	Mexico	1.00	1.00	1.00	Tonga	0.00	0.00	0.00
Dominica	0.00	0.00	0.00	Moldova	0.00	1.00	1.00	Trinidad and Tobago	0.00	0.00	1.00
Dominican Republic	0.00	0.00	0.00	Monaco	0.00	0.00	0.00	Tunisia	0.00	1.00	1.00
Ecuador	0.00	0.00	0.00	Mongolia	0.00	0.00	0.00	Turkey	1.00	1.00	1.00
Egypt	1.00	1.00	1.00	Montenegro	0.00	0.00	0.00	Turkmenistan	0.00	0.00	0.00
El Salvador	0.00	0.00	0.00	Morocco	0.00	1.00	1.00	Tuvalu	0.00	1.00	1.00
Equatorial Guinea	0.00	0.00	0.00	Mozambique	0.00	0.00	0.00	Uganda	0.00	1.00	1.00
Eritrea	0.00	0.00	0.00	Namibia	0.00	0.00	0.00	Ukraine	0.00	1.00	1.00
Estonia	0.00	0.00	0.00	Nauru	0.00	0.00	0.00	United Arab Emirates	0.00	0.00	0.00
Ethiopia	0.00	0.00	0.00	Nepal	0.00	1.00	1.00	United Kingdom	0.00	1.00	1.00
Federated States of Micronesia	0.00	0.00	0.00	Netherlands	0.00	0.00	0.00	United States	0.00	0.00	0.00
Fiji	0.00	0.00	0.00	New Zealand	0.00	0.00	0.00	Uruguay	0.00	0.00	0.00
Finland	0.00	0.00	0.00	Nicaragua	0.00	0.00	0.00	Uzbekistan	0.00	0.00	0.00
France	1.00	0.00	1.00	Niger	0.00	1.00	0.00	Vanuatu	0.00	0.00	0.00
Gabon	0.00	1.00	1.00	Nigeria	1.00	1.00	1.00	Venezuela	0.00	0.00	0.00
Gambia	0.00	0.00	1.00	Norway	0.00	1.00	1.00	Vietnam	0.00	0.00	0.00
Georgia	1.00	0.00	1.00	Oman	0.00	0.00	0.00	Western Sahara	0.00	0.00	0.00
Germany	0.00	1.00	1.00	Pakistan	1.00	1.00	1.00	Yemen	1.00	1.00	0.00
Ghana	1.00	1.00	1.00	Palau	0.00	0.00	0.00	Zambia	0.00	1.00	0.00
Greece	1.00	0.00	0.00	Palestinian territories	1.00	1.00	1.00	Zimbabwe	0.00	0.00	0.00

The data for each year also take into account information from the two previous years.

## SHI.Q.10

Were individuals assaulted or displaced from their homes in retaliation for religious activities, including preaching and other forms of religious expression, considered offensive or threatening to the majority faith?

- 0 points 0.00 No
- Full point 1.00 Yes

Country / Territory	baseline year, ending JUN 2007	previous year, ending DEC 2015	latest year, ending DEC 2016	Country / Territory	baseline year, ending JUN 2007	previous year, ending DEC 2015	latest year, ending DEC 2016	Country / Territory	baseline year, ending JUN 2007	previous year, ending DEC 2015	latest year, ending DEC 2016
Afghanistan	1.00	1.00	1.00	Grenada	0.00	0.00	0.00	Panama	0.00	0.00	0.00
Albania	0.00	0.00	0.00	Guatemala	0.00	1.00	1.00	Papua New Guinea	0.00	1.00	1.00
Algeria	1.00	1.00	1.00	Guinea	0.00	1.00	1.00	Paraguay	0.00	0.00	0.00
Andorra	0.00	1.00	1.00	Guinea-Bissau	0.00	0.00	0.00	Peru	0.00	0.00	0.00
Angola	1.00	0.00	0.00	Guyana	0.00	0.00	0.00	Philippines	0.00	1.00	0.00
Antigua and Barbuda	0.00	0.00	0.00	Haiti	0.00	0.00	1.00	Poland	0.00	1.00	1.00
Argentina	0.00	1.00	1.00	Honduras	0.00	0.00	0.00	Portugal	0.00	0.00	0.00
Armenia	1.00	1.00	0.00	Hong Kong	0.00	1.00	0.00	Qatar	0.00	0.00	0.00
Australia	0.00	1.00	1.00	Hungary	0.00	1.00	1.00	Republic of Macedonia	0.00	0.00	0.00
Austria	0.00	1.00	1.00	Iceland	0.00	0.00	0.00	Republic of the Congo	0.00	1.00	0.00
Azerbaijan	1.00	1.00	1.00	India	1.00	1.00	1.00	Romania	1.00	1.00	1.00
Bahamas	0.00	0.00	0.00	Indonesia	1.00	1.00	1.00	Russia	0.00	1.00	1.00
Bahrain	1.00	0.00	0.00	Iran	1.00	1.00	1.00	Rwanda	0.00	0.00	0.00
Bangladesh	1.00	1.00	1.00	Iraq	1.00	1.00	1.00	Samoa	0.00	1.00	1.00
Barbados	0.00	0.00	0.00	Ireland	0.00	1.00	1.00	San Marino	0.00	0.00	0.00
Belarus	0.00	0.00	0.00	Israel	1.00	1.00	1.00	Sao Tome and Principe	0.00	0.00	0.00
Belgium	0.00	1.00	1.00	Italy	1.00	1.00	1.00	Saudi Arabia	1.00	1.00	1.00
Belize	0.00	0.00	0.00	Ivory Coast	0.00	0.00	0.00	Senegal	0.00	0.00	0.00
Benin	0.00	0.00	0.00	Jamaica	0.00	0.00	0.00	Serbia	0.00	1.00	1.00
Bhutan	0.00	1.00	0.00	Japan	0.00	1.00	1.00	Seychelles	0.00	0.00	0.00
Bolivia	0.00	0.00	1.00	Jordan	1.00	1.00	1.00	Sierra Leone	0.00	0.00	0.00
Bosnia-Herzegovina	0.00	1.00	1.00	Kazakhstan	0.00	0.00	0.00	Singapore	0.00	0.00	0.00
Botswana	0.00	0.00	0.00	Kenya	0.00	1.00	1.00	Slovakia	0.00	1.00	1.00
Brazil	0.00	1.00	1.00	Kiribati	0.00	0.00	0.00	Slovenia	0.00	0.00	0.00
Brunei	0.00	0.00	0.00	Kosovo	1.00	1.00	1.00	Solomon Islands	0.00	0.00	0.00
Bulgaria	0.00	1.00	1.00	Kuwait	0.00	1.00	1.00	Somalia	1.00	1.00	1.00
Burkina Faso	1.00	1.00	1.00	Kyrgyzstan	1.00	1.00	1.00	South Africa	0.00	1.00	1.00
Burma (Myanmar)	1.00	1.00	1.00	Laos	0.00	1.00	0.00	South Korea	0.00	0.00	0.00
Burundi	0.00	1.00	0.00	Latvia	0.00	0.00	0.00	South Sudan	n/a	0.00	0.00
Cambodia	0.00	0.00	1.00	Lebanon	0.00	1.00	1.00	Spain	0.00	1.00	1.00
Cameroon	0.00	0.00	1.00	Lesotho	0.00	0.00	0.00	Sri Lanka	1.00	1.00	1.00
Canada	0.00	1.00	1.00	Liberia	1.00	1.00	1.00	St. Kitts and Nevis	0.00	0.00	0.00
Cape Verde	0.00	0.00	0.00	Libya	0.00	1.00	1.00	St. Lucia	0.00	0.00	0.00
Central African Republic	1.00	1.00	1.00	Liechtenstein	0.00	0.00	0.00	St. Vincent and the Grenadines	0.00	0.00	0.00
Chad	0.00	0.00	0.00	Lithuania	0.00	0.00	0.00	Sudan	1.00	0.00	0.00
Chile	0.00	0.00	0.00	Luxembourg	0.00	0.00	0.00	Suriname	0.00	0.00	0.00
China	0.00	1.00	0.00	Macau	0.00	0.00	0.00	Swaziland	0.00	0.00	0.00
Colombia	0.00	0.00	1.00	Madagascar	0.00	0.00	0.00	Sweden	0.00	1.00	1.00
Comoros	1.00	0.00	0.00	Malawi	0.00	0.00	0.00	Switzerland	0.00	1.00	1.00
Costa Rica	0.00	0.00	0.00	Malaysia	0.00	1.00	1.00	Syria	1.00	1.00	1.00
Croatia	0.00	0.00	0.00	Maldives	0.00	1.00	1.00	Taiwan	0.00	0.00	0.00
Cuba	0.00	0.00	0.00	Mali	0.00	0.00	0.00	Tajikistan	0.00	0.00	0.00
Cyprus	0.00	1.00	1.00	Malta	0.00	0.00	0.00	Tanzania	1.00	0.00	0.00
Czech Republic	0.00	1.00	0.00	Marshall Islands	0.00	0.00	0.00	Thailand	0.00	0.00	0.00
Democratic Republic of the Congo	0.00	0.00	1.00	Mauritania	0.00	0.00	0.00	Timor-Leste	1.00	1.00	0.00
Denmark	0.00	1.00	1.00	Mauritius	0.00	0.00	0.00	Togo	0.00	0.00	0.00
Djibouti	1.00	0.00	0.00	Mexico	1.00	1.00	1.00	Tonga	0.00	0.00	0.00
Dominica	0.00	0.00	0.00	Moldova	1.00	1.00	1.00	Trinidad and Tobago	0.00	0.00	0.00
Dominican Republic	0.00	0.00	0.00	Monaco	0.00	0.00	0.00	Tunisia	1.00	1.00	1.00
Ecuador	0.00	0.00	0.00	Mongolia	0.00	1.00	1.00	Turkey	1.00	1.00	1.00
Egypt	1.00	1.00	1.00	Montenegro	0.00	0.00	0.00	Turkmenistan	1.00	0.00	0.00
El Salvador	0.00	0.00	0.00	Morocco	1.00	0.00	0.00	Tuvalu	0.00	1.00	1.00
Equatorial Guinea	0.00	0.00	0.00	Mozambique	0.00	0.00	0.00	Uganda	0.00	1.00	1.00
Eritrea	0.00	0.00	0.00	Namibia	0.00	0.00	0.00	Ukraine	0.00	1.00	1.00
Estonia	0.00	0.00	0.00	Nauru	0.00	0.00	0.00	United Arab Emirates	0.00	0.00	0.00
Ethiopia	1.00	0.00	0.00	Nepal	1.00	1.00	1.00	United Kingdom	0.00	1.00	1.00
Federated States of Micronesia	0.00	0.00	0.00	Netherlands	0.00	1.00	1.00	United States	0.00	1.00	1.00
Fiji	1.00	0.00	0.00	New Zealand	0.00	0.00	0.00	Uruguay	0.00	0.00	1.00
Finland	0.00	0.00	0.00	Nicaragua	0.00	0.00	0.00	Uzbekistan	0.00	0.00	0.00
France	0.00	1.00	1.00	Niger	0.00	1.00	1.00	Vanuatu	0.00	0.00	1.00
Gabon	0.00	0.00	0.00	Nigeria	1.00	1.00	1.00	Venezuela	0.00	0.00	0.00
Gambia	0.00	0.00	0.00	Norway	0.00	1.00	1.00	Vietnam	0.00	1.00	1.00
Georgia	1.00	1.00	1.00	Oman	0.00	0.00	0.00	Western Sahara	1.00	0.00	0.00
Germany	0.00	1.00	1.00	Pakistan	1.00	1.00	1.00	Yemen	1.00	1.00	1.00
Ghana	1.00	0.00	1.00	Palau	0.00	0.00	0.00	Zambia	0.00	1.00	1.00
Greece	1.00	1.00	1.00	Palestinian territories	1.00	1.00	1.00	Zimbabwe	0.00	0.00	0.00

The data for each year also take into account information from the two previous years.

## SHI.Q.11

Were women harassed for violating religious dress codes?

- 0 points 0.00 No
- Full point 1.00 Yes

Country / Territory	baseline year, ending JUN 2007	previous year, ending DEC 2015	latest year, ending DEC 2016	Country / Territory	baseline year, ending JUN 2007	previous year, ending DEC 2015	latest year, ending DEC 2016	Country / Territory	baseline year, ending JUN 2007	previous year, ending DEC 2015	latest year, ending DEC 2016
Afghanistan	1.00	1.00	1.00	Grenada	0.00	0.00	0.00	Panama	0.00	0.00	0.00
Albania	0.00	0.00	0.00	Guatemala	0.00	0.00	0.00	Papua New Guinea	0.00	0.00	0.00
Algeria	0.00	1.00	1.00	Guinea	0.00	0.00	0.00	Paraguay	0.00	0.00	0.00
Andorra	0.00	0.00	0.00	Guinea-Bissau	0.00	0.00	0.00	Peru	0.00	0.00	0.00
Angola	0.00	0.00	0.00	Guyana	0.00	0.00	0.00	Philippines	0.00	0.00	1.00
Antigua and Barbuda	0.00	0.00	0.00	Haiti	0.00	1.00	1.00	Poland	0.00	0.00	0.00
Argentina	0.00	0.00	0.00	Honduras	0.00	1.00	1.00	Portugal	0.00	0.00	0.00
Armenia	0.00	0.00	0.00	Hong Kong	0.00	0.00	0.00	Qatar	0.00	0.00	1.00
Australia	1.00	1.00	1.00	Hungary	0.00	1.00	1.00	Republic of Macedonia	0.00	1.00	1.00
Austria	0.00	1.00	1.00	Iceland	0.00	0.00	0.00	Republic of the Congo	0.00	0.00	0.00
Azerbaijan	0.00	0.00	0.00	India	0.00	0.00	1.00	Romania	0.00	0.00	1.00
Bahamas	0.00	0.00	0.00	Indonesia	1.00	0.00	0.00	Russia	1.00	1.00	1.00
Bahrain	0.00	0.00	0.00	Iran	1.00	1.00	1.00	Rwanda	0.00	0.00	1.00
Bangladesh	1.00	0.00	1.00	Iraq	1.00	1.00	1.00	Samoa	0.00	0.00	0.00
Barbados	0.00	0.00	0.00	Ireland	0.00	0.00	0.00	San Marino	0.00	0.00	0.00
Belarus	0.00	0.00	0.00	Israel	1.00	1.00	1.00	Sao Tome and Principe	0.00	0.00	0.00
Belgium	0.00	1.00	1.00	Italy	0.00	1.00	1.00	Saudi Arabia	1.00	1.00	1.00
Belize	0.00	0.00	0.00	Ivory Coast	0.00	0.00	0.00	Senegal	0.00	0.00	0.00
Benin	0.00	0.00	0.00	Jamaica	0.00	0.00	0.00	Serbia	0.00	0.00	0.00
Bhutan	0.00	0.00	0.00	Japan	0.00	0.00	0.00	Seychelles	0.00	0.00	0.00
Bolivia	0.00	0.00	0.00	Jordan	0.00	0.00	0.00	Sierra Leone	0.00	0.00	0.00
Bosnia-Herzegovina	0.00	0.00	0.00	Kazakhstan	0.00	0.00	0.00	Singapore	0.00	0.00	1.00
Botswana	0.00	0.00	0.00	Kenya	0.00	1.00	1.00	Slovakia	0.00	1.00	1.00
Brazil	0.00	0.00	0.00	Kiribati	0.00	0.00	0.00	Slovenia	0.00	0.00	0.00
Brunei	1.00	1.00	1.00	Kosovo	0.00	0.00	0.00	Solomon Islands	0.00	0.00	0.00
Bulgaria	0.00	0.00	0.00	Kuwait	0.00	0.00	0.00	Somalia	0.00	1.00	1.00
Burkina Faso	0.00	1.00	1.00	Kyrgyzstan	0.00	1.00	1.00	South Africa	0.00	0.00	0.00
Burma (Myanmar)	0.00	0.00	0.00	Laos	0.00	0.00	0.00	South Korea	0.00	1.00	1.00
Burundi	0.00	0.00	0.00	Latvia	0.00	0.00	0.00	South Sudan	n/a	0.00	0.00
Cambodia	0.00	0.00	0.00	Lebanon	0.00	0.00	0.00	Spain	0.00	0.00	1.00
Cameroon	0.00	1.00	0.00	Lesotho	0.00	0.00	0.00	Sri Lanka	0.00	0.00	0.00
Canada	0.00	1.00	1.00	Liberia	0.00	0.00	0.00	St. Kitts and Nevis	0.00	0.00	0.00
Cape Verde	0.00	0.00	0.00	Libya	0.00	1.00	1.00	St. Lucia	0.00	0.00	0.00
Central African Republic	0.00	0.00	0.00	Liechtenstein	0.00	1.00	0.00	St. Vincent and the Grenadines	0.00	0.00	0.00
Chad	0.00	0.00	0.00	Lithuania	0.00	0.00	0.00	Sudan	1.00	0.00	0.00
Chile	0.00	0.00	0.00	Luxembourg	0.00	0.00	0.00	Suriname	0.00	0.00	0.00
China	0.00	1.00	1.00	Macau	0.00	0.00	0.00	Swaziland	0.00	0.00	0.00
Colombia	0.00	0.00	0.00	Madagascar	0.00	0.00	1.00	Sweden	0.00	1.00	1.00
Comoros	1.00	0.00	0.00	Malawi	0.00	0.00	0.00	Switzerland	0.00	1.00	1.00
Costa Rica	0.00	0.00	0.00	Malaysia	0.00	1.00	1.00	Syria	0.00	1.00	1.00
Croatia	0.00	0.00	0.00	Maldives	1.00	1.00	1.00	Taiwan	0.00	0.00	0.00
Cuba	0.00	0.00	0.00	Mali	0.00	0.00	0.00	Tajikistan	0.00	1.00	0.00
Cyprus	0.00	0.00	0.00	Malta	0.00	1.00	1.00	Tanzania	0.00	0.00	0.00
Czech Republic	0.00	0.00	0.00	Marshall Islands	0.00	0.00	0.00	Thailand	0.00	0.00	0.00
Democratic Republic of the Congo	0.00	0.00	0.00	Mauritania	0.00	0.00	0.00	Timor-Leste	0.00	0.00	0.00
Denmark	0.00	1.00	1.00	Mauritius	0.00	0.00	0.00	Togo	0.00	0.00	0.00
Djibouti	0.00	0.00	0.00	Mexico	0.00	0.00	0.00	Tonga	0.00	0.00	0.00
Dominica	0.00	0.00	0.00	Moldova	0.00	0.00	0.00	Trinidad and Tobago	0.00	0.00	1.00
Dominican Republic	0.00	0.00	0.00	Monaco	0.00	0.00	0.00	Tunisia	0.00	0.00	0.00
Ecuador	0.00	0.00	0.00	Mongolia	0.00	0.00	0.00	Turkey	0.00	1.00	1.00
Egypt	0.00	1.00	1.00	Montenegro	0.00	1.00	1.00	Turkmenistan	0.00	0.00	0.00
El Salvador	0.00	0.00	0.00	Morocco	0.00	1.00	1.00	Tuvalu	0.00	0.00	0.00
Equatorial Guinea	0.00	0.00	0.00	Mozambique	0.00	0.00	0.00	Uganda	0.00	1.00	1.00
Eritrea	0.00	0.00	0.00	Namibia	0.00	0.00	0.00	Ukraine	0.00	0.00	0.00
Estonia	0.00	0.00	0.00	Nauru	0.00	0.00	0.00	United Arab Emirates	0.00	0.00	0.00
Ethiopia	0.00	0.00	0.00	Nepal	0.00	0.00	0.00	United Kingdom	0.00	1.00	1.00
Federated States of Micronesia	0.00	0.00	0.00	Netherlands	0.00	1.00	1.00	United States	0.00	1.00	1.00
Fiji	0.00	0.00	0.00	New Zealand	0.00	0.00	1.00	Uruguay	0.00	0.00	0.00
Finland	0.00	1.00	1.00	Nicaragua	0.00	0.00	0.00	Uzbekistan	0.00	0.00	0.00
France	0.00	1.00	1.00	Niger	0.00	0.00	0.00	Vanuatu	0.00	0.00	0.00
Gabon	0.00	0.00	0.00	Nigeria	0.00	1.00	1.00	Venezuela	0.00	0.00	0.00
Gambia	0.00	0.00	0.00	Norway	0.00	0.00	1.00	Vietnam	0.00	0.00	0.00
Georgia	0.00	0.00	0.00	Oman	0.00	0.00	0.00	Western Sahara	0.00	1.00	0.00
Germany	0.00	0.00	1.00	Pakistan	1.00	0.00	0.00	Yemen	0.00	1.00	0.00
Ghana	0.00	0.00	0.00	Palau	0.00	0.00	0.00	Zambia	0.00	0.00	0.00
Greece	0.00	0.00	0.00	Palestinian territories	0.00	1.00	1.00	Zimbabwe	0.00	0.00	0.00

The data for each year also take into account information from the two previous years.  
 Figures for the year ending in December 2013 have been updated to correct a minor error in the previous report.

## SHI.Q.12

Were there incidents of hostility over proselytizing?

- 0 points 0.00 No
- 1/2 point 0.50 Yes, but they fell short of physical violence
- Full point 1.00 Yes, and they included physical violence

Country / Territory	baseline year, ending JUN 2007	previous year, ending DEC 2015	latest year, ending DEC 2016	Country / Territory	baseline year, ending JUN 2007	previous year, ending DEC 2015	latest year, ending DEC 2016	Country / Territory	baseline year, ending JUN 2007	previous year, ending DEC 2015	latest year, ending DEC 2016
Afghanistan	0.50	0.50	0.50	Grenada	0.00	0.00	0.00	Panama	0.00	0.00	0.00
Albania	0.00	0.00	0.00	Guatemala	0.00	0.00	0.00	Papua New Guinea	0.00	0.00	0.00
Algeria	0.00	0.00	0.00	Guinea	0.00	0.00	0.00	Paraguay	0.00	0.00	0.00
Andorra	0.00	0.00	0.00	Guinea-Bissau	0.00	0.00	0.00	Peru	0.00	0.00	0.00
Angola	0.00	0.00	0.00	Guyana	0.00	0.00	0.00	Philippines	1.00	0.50	0.00
Antigua and Barbuda	0.00	0.00	0.00	Haiti	0.00	0.00	0.00	Poland	0.00	0.00	0.00
Argentina	0.00	0.00	0.00	Honduras	0.00	0.00	0.00	Portugal	0.00	0.00	0.00
Armenia	0.50	1.00	1.00	Hong Kong	0.00	0.50	0.00	Qatar	0.00	0.00	0.00
Australia	0.00	0.00	0.00	Hungary	0.00	0.00	0.00	Republic of Macedonia	0.00	0.00	0.00
Austria	0.00	0.00	0.00	Iceland	0.00	0.00	0.00	Republic of the Congo	0.00	0.00	0.00
Azerbaijan	1.00	0.00	0.00	India	1.00	1.00	1.00	Romania	1.00	0.50	0.50
Bahamas	0.00	0.00	0.00	Indonesia	1.00	0.50	0.00	Russia	0.50	1.00	1.00
Bahrain	0.00	0.00	0.00	Iran	1.00	0.00	0.00	Rwanda	0.00	0.00	0.00
Bangladesh	1.00	0.00	0.50	Iraq	1.00	0.00	0.00	Samoa	0.00	0.00	0.00
Barbados	0.00	0.00	0.00	Ireland	0.00	0.00	0.00	San Marino	0.00	0.00	0.00
Belarus	0.00	0.00	0.00	Israel	1.00	1.00	1.00	Sao Tome and Principe	0.00	0.00	0.00
Belgium	0.00	0.00	0.00	Italy	0.00	0.00	0.00	Saudi Arabia	1.00	0.00	0.00
Belize	0.00	0.00	0.00	Ivory Coast	1.00	0.00	0.00	Senegal	0.00	0.00	0.00
Benin	0.00	0.00	0.00	Jamaica	0.00	0.00	0.00	Serbia	0.00	0.00	0.00
Bhutan	0.00	0.00	0.00	Japan	0.00	0.00	0.00	Seychelles	0.00	0.00	0.00
Bolivia	0.00	1.00	1.00	Jordan	0.50	0.00	0.00	Sierra Leone	0.00	0.00	0.00
Bosnia-Herzegovina	0.00	0.00	0.00	Kazakhstan	0.50	0.50	0.00	Singapore	0.00	0.00	0.00
Botswana	0.00	0.00	0.00	Kenya	0.00	0.00	0.00	Slovakia	0.00	0.00	0.00
Brazil	0.00	0.00	0.00	Kiribati	0.50	0.50	0.50	Slovenia	0.50	0.00	0.00
Brunei	0.50	0.00	0.00	Kosovo	0.00	0.00	0.00	Solomon Islands	0.00	0.00	0.00
Bulgaria	0.00	0.50	1.00	Kuwait	0.50	0.00	0.00	Somalia	1.00	1.00	1.00
Burkina Faso	0.00	0.00	0.00	Kyrgyzstan	0.50	0.00	0.00	South Africa	0.00	0.00	0.00
Burma (Myanmar)	0.00	0.00	0.00	Laos	0.50	0.00	0.00	South Korea	0.00	0.00	0.00
Burundi	0.00	0.00	0.00	Latvia	0.00	1.00	0.00	South Sudan	n/a	1.00	1.00
Cambodia	0.00	0.00	0.00	Lebanon	0.50	0.50	0.50	Spain	0.00	0.00	0.00
Cameroon	0.00	0.00	0.00	Lesotho	0.00	0.00	0.00	Sri Lanka	1.00	0.50	1.00
Canada	0.00	0.00	0.00	Liberia	0.00	0.00	0.00	St. Kitts and Nevis	0.00	0.00	0.00
Cape Verde	0.00	0.00	0.00	Libya	0.00	1.00	0.00	St. Lucia	0.00	0.00	0.00
Central African Republic	0.00	0.00	0.00	Liechtenstein	0.00	0.00	0.00	St. Vincent and the Grenadines	0.00	0.00	0.00
Chad	0.00	0.00	0.00	Lithuania	0.00	0.00	0.00	Sudan	1.00	0.00	0.00
Chile	0.00	0.00	0.00	Luxembourg	0.00	0.00	0.00	Suriname	0.00	0.00	0.00
China	0.50	0.00	0.00	Macau	0.00	0.00	0.00	Swaziland	0.00	0.00	0.00
Colombia	0.00	0.00	0.00	Madagascar	0.00	0.00	0.00	Sweden	0.00	0.00	0.00
Comoros	1.00	0.00	0.00	Malawi	0.00	0.50	0.50	Switzerland	0.00	0.00	0.00
Costa Rica	0.00	0.00	0.00	Malaysia	0.00	1.00	0.50	Syria	0.00	0.00	0.00
Croatia	0.00	0.00	0.00	Maldives	0.00	0.00	0.00	Taiwan	0.00	0.00	0.50
Cuba	0.00	0.00	0.00	Mali	0.00	0.00	0.00	Tajikistan	0.50	0.00	0.50
Cyprus	0.00	0.00	0.00	Malta	0.00	0.00	0.00	Tanzania	0.00	0.00	1.00
Czech Republic	0.00	0.00	0.00	Marshall Islands	0.00	0.00	0.00	Thailand	0.00	0.00	0.00
Democratic Republic of the Congo	0.00	0.00	0.00	Mauritania	0.00	0.00	0.00	Timor-Leste	1.00	0.00	0.00
Denmark	0.00	0.00	0.00	Mauritius	0.00	0.00	0.00	Togo	0.00	0.00	0.00
Djibouti	0.00	0.00	0.00	Mexico	1.00	0.00	0.50	Tonga	0.00	0.00	0.00
Dominica	0.00	0.00	0.00	Moldova	0.00	0.00	0.50	Trinidad and Tobago	0.50	0.00	0.00
Dominican Republic	0.00	0.00	0.00	Monaco	0.00	0.00	0.00	Tunisia	0.50	0.00	0.00
Ecuador	0.00	0.00	0.50	Mongolia	0.50	0.00	0.00	Turkey	0.50	0.00	1.00
Egypt	0.50	0.00	0.00	Montenegro	0.00	0.00	0.00	Turkmenistan	0.00	0.00	0.00
El Salvador	0.00	0.00	0.00	Morocco	0.50	0.00	0.50	Tuvalu	0.50	0.50	0.50
Equatorial Guinea	0.00	0.00	0.00	Mozambique	0.00	0.00	0.00	Uganda	0.00	0.00	1.00
Eritrea	0.00	0.00	0.00	Namibia	0.00	0.00	0.00	Ukraine	1.00	0.00	1.00
Estonia	0.00	0.00	0.00	Nauru	0.00	0.00	0.00	United Arab Emirates	0.00	0.00	0.00
Ethiopia	0.00	0.00	0.00	Nepal	0.50	0.00	0.00	United Kingdom	0.00	0.00	0.00
Federated States of Micronesia	0.00	0.00	0.00	Netherlands	0.00	0.00	0.00	United States	0.00	0.00	0.00
Fiji	0.50	0.50	0.50	New Zealand	0.00	0.00	0.00	Uruguay	0.00	0.00	0.00
Finland	0.50	0.00	0.00	Nicaragua	0.00	0.00	0.00	Uzbekistan	0.50	0.50	0.50
France	0.00	1.00	1.00	Niger	0.00	0.00	0.00	Vanuatu	0.00	0.00	0.00
Gabon	0.00	0.00	0.00	Nigeria	0.00	0.00	0.00	Venezuela	0.00	0.00	0.00
Gambia	0.00	0.00	0.00	Norway	0.00	0.00	0.00	Vietnam	0.00	0.00	0.00
Georgia	0.50	1.00	1.00	Oman	0.00	0.00	0.00	Western Sahara	0.50	0.00	0.00
Germany	0.00	0.00	1.00	Pakistan	1.00	0.00	0.00	Yemen	0.50	0.00	0.00
Ghana	0.00	0.00	0.00	Palau	0.00	0.00	0.00	Zambia	0.00	0.00	0.00
Greece	0.50	0.00	1.00	Palestinian territories	0.50	0.50	0.50	Zimbabwe	0.00	0.00	0.00

The data for each year also take into account information from the two previous years.

## SHI.Q.13

Were there incidents of hostility over conversions from one religion to another?

- 0 points 0.00 No
- 1/2 point 0.50 Yes, but they fell short of physical violence
- Full point 1.00 Yes, and they included physical violence

Country / Territory	baseline year, ending JUN 2007	previous year, ending DEC 2015	latest year, ending DEC 2016	Country / Territory	baseline year, ending JUN 2007	previous year, ending DEC 2015	latest year, ending DEC 2016	Country / Territory	baseline year, ending JUN 2007	previous year, ending DEC 2015	latest year, ending DEC 2016
Afghanistan	1.00	0.50	0.50	Grenada	0.00	0.00	0.00	Panama	0.00	0.00	0.00
Albania	0.00	0.00	0.00	Guatemala	0.00	0.00	0.00	Papua New Guinea	0.00	0.00	0.00
Algeria	0.50	1.00	1.00	Guinea	0.50	1.00	0.50	Paraguay	0.00	0.50	0.50
Andorra	0.00	0.00	0.00	Guinea-Bissau	0.00	0.00	0.00	Peru	0.00	0.00	0.00
Angola	0.00	0.00	0.00	Guyana	0.00	0.00	0.00	Philippines	0.00	0.50	0.50
Antigua and Barbuda	0.00	0.00	0.00	Haiti	0.00	0.00	0.00	Poland	0.00	0.00	0.00
Argentina	0.00	0.00	0.00	Honduras	0.00	0.00	0.00	Portugal	0.00	0.00	0.00
Armenia	0.00	0.00	0.00	Hong Kong	0.00	0.00	0.00	Qatar	0.00	0.00	0.00
Australia	0.00	0.00	0.00	Hungary	0.00	0.00	0.00	Republic of Macedonia	0.00	0.00	0.00
Austria	0.00	0.00	0.00	Iceland	0.00	0.00	0.00	Republic of the Congo	0.00	0.00	0.00
Azerbaijan	0.50	0.00	0.00	India	1.00	1.00	1.00	Romania	0.50	0.00	0.00
Bahamas	0.00	0.00	0.00	Indonesia	0.50	0.00	0.50	Russia	0.00	0.00	0.00
Bahrain	1.00	0.50	0.50	Iran	0.00	0.00	0.50	Rwanda	0.00	0.00	0.00
Bangladesh	1.00	0.50	1.00	Iraq	1.00	1.00	1.00	Samoa	0.00	0.00	0.00
Barbados	0.00	0.00	0.00	Ireland	0.00	0.00	0.00	San Marino	0.00	0.00	0.00
Belarus	0.00	0.00	0.00	Israel	1.00	0.50	0.50	Sao Tome and Principe	0.00	0.00	0.00
Belgium	0.00	0.00	0.00	Italy	0.00	1.00	1.00	Saudi Arabia	1.00	0.50	0.00
Belize	0.00	0.00	0.00	Ivory Coast	1.00	0.00	0.00	Senegal	0.00	0.00	0.00
Benin	0.00	0.00	1.00	Jamaica	0.00	0.00	0.00	Serbia	0.00	0.00	0.00
Bhutan	0.00	0.50	0.00	Japan	0.00	1.00	1.00	Seychelles	0.00	0.00	0.00
Bolivia	0.00	0.00	0.00	Jordan	1.00	1.00	1.00	Sierra Leone	0.00	0.00	0.00
Bosnia-Herzegovina	0.00	0.00	0.00	Kazakhstan	0.00	0.00	0.00	Singapore	0.00	0.00	0.00
Botswana	0.00	0.00	0.00	Kenya	0.00	1.00	1.00	Slovakia	0.00	0.00	0.00
Brazil	0.00	0.00	0.00	Kiribati	0.00	0.00	0.00	Slovenia	0.00	0.00	0.00
Brunei	0.50	0.50	0.50	Kosovo	0.00	0.00	0.00	Solomon Islands	0.00	0.00	0.00
Bulgaria	0.00	0.00	0.00	Kuwait	0.00	1.00	0.50	Somalia	1.00	1.00	1.00
Burkina Faso	0.00	0.50	0.50	Kyrgyzstan	0.50	1.00	0.50	South Africa	0.00	0.00	0.00
Burma (Myanmar)	1.00	0.00	0.50	Laos	0.00	1.00	0.50	South Korea	0.00	0.00	0.00
Burundi	0.00	0.00	0.00	Latvia	0.00	0.00	0.00	South Sudan	n/a	0.00	0.00
Cambodia	0.00	0.00	0.00	Lebanon	0.00	0.00	0.00	Spain	0.50	0.00	0.00
Cameroon	0.00	0.00	0.00	Lesotho	0.00	0.00	0.00	Sri Lanka	1.00	1.00	1.00
Canada	0.00	0.00	0.00	Liberia	0.00	0.00	0.00	St. Kitts and Nevis	0.00	0.00	0.00
Cape Verde	0.00	0.00	0.00	Libya	0.00	0.00	0.00	St. Lucia	0.00	0.00	0.00
Central African Republic	0.00	1.00	1.00	Liechtenstein	0.00	0.00	0.00	St. Vincent and the Grenadines	0.00	0.00	0.00
Chad	0.00	0.00	0.00	Lithuania	0.00	0.00	0.00	Sudan	1.00	0.50	0.50
Chile	0.00	0.00	0.00	Luxembourg	0.00	0.00	0.00	Suriname	0.00	0.00	0.00
China	0.00	0.00	0.00	Macau	0.00	0.00	0.00	Swaziland	0.00	0.00	0.00
Colombia	0.00	0.00	0.00	Madagascar	0.00	0.00	0.00	Sweden	0.00	0.00	1.00
Comoros	1.00	0.00	0.50	Malawi	0.00	0.00	0.00	Switzerland	0.00	0.00	0.50
Costa Rica	0.00	0.00	0.00	Malaysia	0.50	0.50	0.50	Syria	1.00	1.00	1.00
Croatia	0.00	0.00	0.00	Maldives	0.50	0.00	0.00	Taiwan	0.00	0.00	0.00
Cuba	0.00	0.00	0.00	Mali	0.00	0.00	0.00	Tajikistan	0.00	0.50	0.50
Cyprus	0.00	0.50	0.50	Malta	0.00	0.00	0.00	Tanzania	0.00	0.00	0.00
Czech Republic	0.00	0.00	0.00	Marshall Islands	0.00	0.00	0.00	Thailand	0.00	0.50	0.50
Democratic Republic of the Congo	0.00	0.00	0.00	Mauritania	0.00	0.00	0.00	Timor-Leste	0.50	0.50	0.50
Denmark	0.00	0.00	0.00	Mauritius	0.00	0.00	0.00	Togo	0.00	0.00	0.00
Djibouti	0.50	1.00	1.00	Mexico	0.00	0.50	1.00	Tonga	0.00	0.00	0.00
Dominica	0.00	0.00	0.00	Moldova	0.50	0.00	0.00	Trinidad and Tobago	0.00	0.00	0.00
Dominican Republic	0.00	0.00	0.00	Monaco	0.00	0.00	0.00	Tunisia	1.00	0.50	0.50
Ecuador	0.00	0.00	0.00	Mongolia	0.00	0.00	0.00	Turkey	0.50	1.00	0.00
Egypt	0.50	1.00	1.00	Montenegro	0.00	0.00	0.00	Turkmenistan	0.50	0.50	0.50
El Salvador	0.00	0.00	0.00	Morocco	0.50	0.50	0.50	Tuvalu	0.00	0.00	0.00
Equatorial Guinea	0.00	0.00	0.00	Mozambique	0.00	0.00	0.00	Uganda	0.00	1.00	1.00
Eritrea	0.00	0.00	0.00	Namibia	0.00	0.00	0.00	Ukraine	0.50	1.00	1.00
Estonia	0.00	0.00	0.00	Nauru	0.00	0.00	0.00	United Arab Emirates	0.00	0.50	0.50
Ethiopia	1.00	0.50	0.50	Nepal	1.00	1.00	0.50	United Kingdom	0.00	1.00	1.00
Federated States of Micronesia	0.00	0.00	0.50	Netherlands	0.00	0.00	0.00	United States	0.00	0.00	0.00
Fiji	0.00	0.00	0.00	New Zealand	0.00	0.00	0.00	Uruguay	0.00	0.00	0.00
Finland	0.00	0.00	0.00	Nicaragua	0.00	0.00	0.00	Uzbekistan	0.50	0.50	0.50
France	0.00	0.00	0.50	Niger	0.00	0.00	0.00	Vanuatu	0.00	0.00	0.00
Gabon	0.00	0.00	0.00	Nigeria	0.50	1.00	1.00	Venezuela	0.00	0.00	0.00
Gambia	0.00	0.50	0.50	Norway	0.00	0.00	0.00	Vietnam	0.00	1.00	0.00
Georgia	0.50	0.00	0.00	Oman	0.00	0.00	0.50	Western Sahara	0.50	0.00	0.00
Germany	0.00	1.00	1.00	Pakistan	1.00	1.00	1.00	Yemen	1.00	1.00	1.00
Ghana	1.00	0.00	0.00	Palau	0.00	0.00	0.00	Zambia	0.00	0.00	0.00
Greece	0.00	0.00	0.00	Palestinian territories	0.50	0.50	0.50	Zimbabwe	0.00	0.00	0.00

The data for each year also take into account information from the two previous years.