

FOR RELEASE AUGUST 12, 2021

Deep Divisions in Americans' Views of Nation's Racial History – and How To Address It

Republicans are far more likely than Democrats to say increased attention to history of slavery and racism is bad for the country

FOR MEDIA OR OTHER INQUIRIES:

Carroll Doherty, Director of Political Research

Jocelyn Kiley, Associate Director, Research

Nida Asheer, Communications Manager

Calvin Jordan, Communications Associate

202.419.4372

www.pewresearch.org

RECOMMENDED CITATION

Pew Research Center, August 2021, "Deep Divisions in Americans' Views of the Nation's Racial History – and How To Address It"

About Pew Research Center

Pew Research Center is a nonpartisan fact tank that informs the public about the issues, attitudes and trends shaping the world. It does not take policy positions. The Center conducts public opinion polling, demographic research, content analysis and other data-driven social science research. It studies U.S. politics and policy; journalism and media; internet, science and technology; religion and public life; Hispanic trends; global attitudes and trends; and U.S. social and demographic trends. All of the Center's reports are available at www.pewresearch.org. Pew Research Center is a subsidiary of The Pew Charitable Trusts, its primary funder.

© Pew Research Center 2021

How we did this

Pew Research Center conducted this study to understand how the American public views the country's progress toward ensuring equal rights for all Americans, regardless of their racial or ethnic background. For this analysis, we surveyed 10,221 U.S. adults in July 2021. Everyone who took part in this survey is a member of the Center's American Trends Panel (ATP), an online survey panel that is recruited through national, random sampling of residential addresses. This way nearly all U.S. adults have a chance of selection. The survey is weighted to be representative of the U.S. adult population by gender, race, ethnicity, partisan affiliation, education and other categories. Read more about the [ATP's methodology](#).

Here are [the questions used for the report](#), along with responses, and its [methodology](#).

Deep Divisions in Americans' Views of Nation's Racial History – and How To Address It

Republicans are far more likely than Democrats to say increased attention to history of slavery and racism is bad for the country

A little more than a year after nationwide protests erupted after George Floyd's murder at the hands of the Minneapolis police, the public is deeply divided over how far the nation has progressed in addressing racial inequality – and how much further it needs to go.

Opinion on the current national reckoning over the history of slavery and racism in the United States casts these divisions into stark relief:

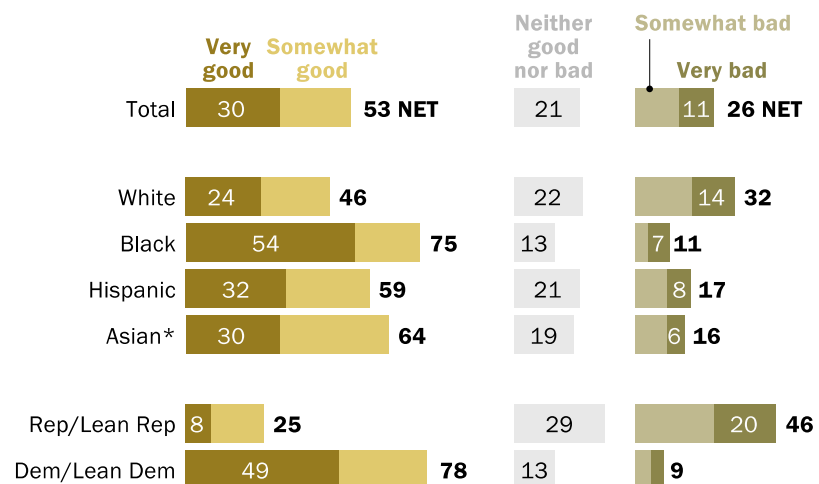
Among U.S. adults overall, 53% say increased attention to that history is a good thing for society, while 26% say it is a bad thing and another 21% say it is neither good nor bad.

Among Black adults, 75% say heightened public attention to this topic is a good thing, with 54% saying it is “very good” for society. Majorities of Asian American (64%) and Hispanic (59%) adults also view this positively, though much smaller shares say it is a very good thing, compared with Black adults. Among White adults, however, fewer than half (46%) say greater attention to the history of slavery and racism in the U.S. is good for society, with just 24% saying it is very good – about a third (32%) say it is bad.

The partisan divide in these opinions is even wider: Just 25% of Republicans and Republican-leaning independents say greater attention to the history of slavery and racism is a good thing; far

Wide racial, partisan gaps on whether more attention to the history of racism in the U.S. is good for society

% who say increased public attention to the history of slavery and racism in America is ___ for society



*Asian adults were interviewed in English only.

Notes: White, Black and Asian adults include those who report being only one race and are not Hispanic. Hispanics are of any race. No answer responses not shown.

Source: Survey of U.S. adults conducted July 8-18, 2021.

PEW RESEARCH CENTER

more (46%) view it negatively, while 29% see it as neither good nor bad. Democrats and Democratic leaners – across racial and ethnic groups – express overwhelmingly positive views of increased attention to the topic (78% say it is good for society).

The latest national survey by Pew Research Center, conducted July 8-18 among 10,221 adults, finds sizable differences between parties – as well as differences within parties – over how to ensure equal rights for all Americans, regardless of their racial or ethnic backgrounds.

Half of all adults say “a lot” more needs to be done to ensure equal rights for all Americans regardless of their race or ethnicity, while about as many say either that a little (34%) or nothing at all (15%) needs to be done.

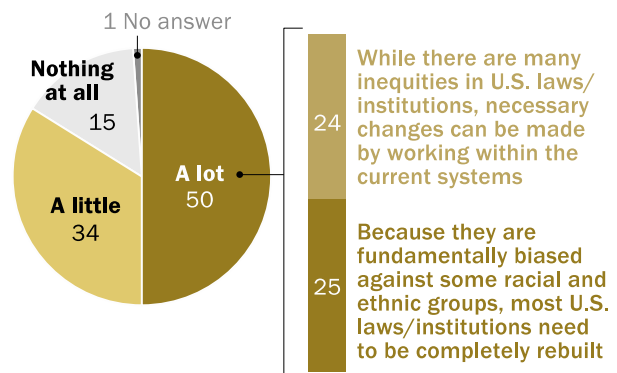
The half of Americans who say a lot more needs to be done to ensure equal rights are split over how this can be achieved. About a quarter of the public (24%) says that while there are many inequities in U.S. laws and institutions, necessary changes can be made by working within the current systems, while roughly as many (25%) say that most laws and major institutions need to be completely rebuilt because they are fundamentally biased against some racial and ethnic groups.

Nearly eight-in-ten Black adults say a lot more needs to be done to ensure equal rights for Americans of all racial and ethnic backgrounds. This includes 58% who say that in order to achieve this goal, most of the nation’s laws and major institutions need to be completely rebuilt because they are fundamentally biased and 19% who say needed changes can be made by working in the current systems.

Smaller majorities of Hispanic (59%) and Asian American (56%) adults say a lot more needs to be done to achieve racial equality; just 30% of Hispanics and 24% of Asian Americans say laws and institutions are fundamentally biased and need to be completely rebuilt.

Those who say ‘a lot’ more is needed to ensure racial equality are split over what needs to be done to make changes

% who say ___ needs to be done to ensure equal rights for all Americans regardless of their racial or ethnic backgrounds



Source: Survey of U.S. adults conducted July 8-18, 2021.

PEW RESEARCH CENTER

Among White adults, 42% say a lot more needs to be done to ensure racial equality: 18% say most laws and institutions need to be completely rebuilt, while 24% say necessary changes can be made within the current systems.

Republicans overwhelmingly think only a little (47%) or nothing (30%) needs to be done to ensure equal rights for all Americans, regardless of their racial or ethnic backgrounds. Just 22% say a lot more needs to be done, with only 7% saying that most major institutions need to be rebuilt because they are fundamentally biased.

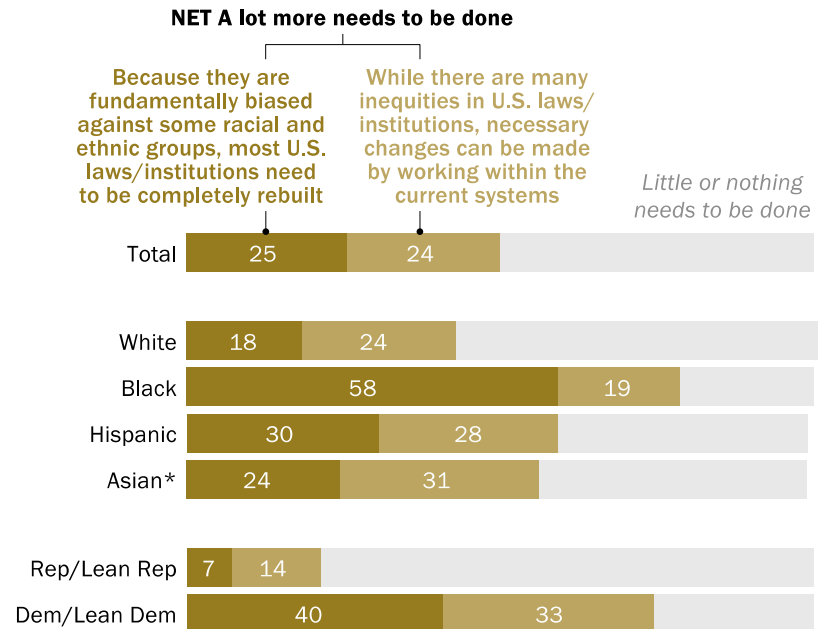
Democrats, by contrast, generally agree that a lot more needs to be done to achieve racial equality (74% say this).

Yet Democrats are divided over whether this will require rebuilding most laws and institutions (40%) or can be achieved working through existing systems (33%).

Many of the partisan and racial differences on how much still needs to be done to address racial inequities in this country stem from divergent opinions on how much *has* been achieved: Republicans are much more likely than Democrats to say the nation has made a lot of progress toward racial equality over the past half-century.

Majority of Black Americans say most U.S. institutions and laws need to be completely rebuilt because they are fundamentally biased against some groups

% who say ___ to ensure equal rights for all Americans regardless of their racial or ethnic backgrounds



*Asian adults were interviewed in English only.

Notes: White, Black and Asian adults include those who report being only one race and are not Hispanic. Hispanics are of any race. No answer responses not shown.

Source: Survey of U.S. adults conducted July 8-18, 2021.

PEW RESEARCH CENTER

About seven-in-ten Republicans (71%) say the U.S. has made a lot of progress over the last 50 years in ensuring equal rights for all Americans, regardless of their racial or ethnic backgrounds, while just 29% of Democrats say this. A 61% majority of Democrats say a little progress has been made to ensure equality among Americans of all racial and ethnic backgrounds.

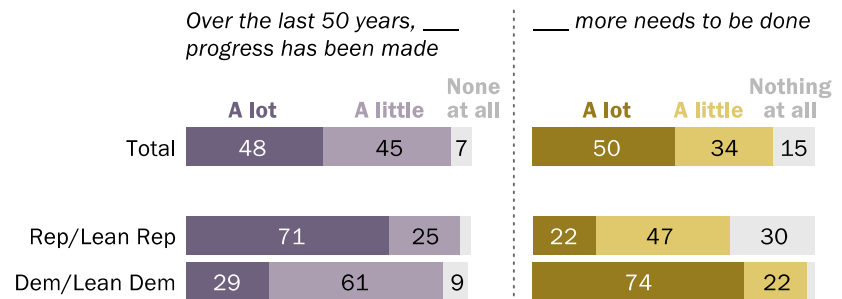
These views are almost the reverse of opinions about whether more needs to be done to bring about racial equality; more than three times as many Democrats (74%) as Republicans (22%) say a lot more needs to be done.

Black adults are broadly skeptical about the progress the U.S. has made on this issue over the past 50 years. Only 19% say the country has made a

lot of progress, while 64% say it has made a little and 16% say the country has made no progress at all. A majority of White adults (56%) say the U.S. has made a lot of progress on racial equality in this period, as do smaller shares of Asian American (44%) and Hispanic adults (38%).

Republicans more likely than Democrats to see a lot of progress on race in the last 50 years; Democrats more likely to say a lot more needs to be done

When it comes to ensuring equal rights for all Americans regardless of their racial or ethnic backgrounds, % who say...



Note: No answer responses not shown.

Source: Survey of U.S. adults conducted July 8-18, 2021.

PEW RESEARCH CENTER

The survey finds little change in the past year in opinions about whether White people benefit from advantages that Black people do not have. But there has been an increase since 2016, especially among Democrats, in the share saying White people benefit a great deal because of their race.

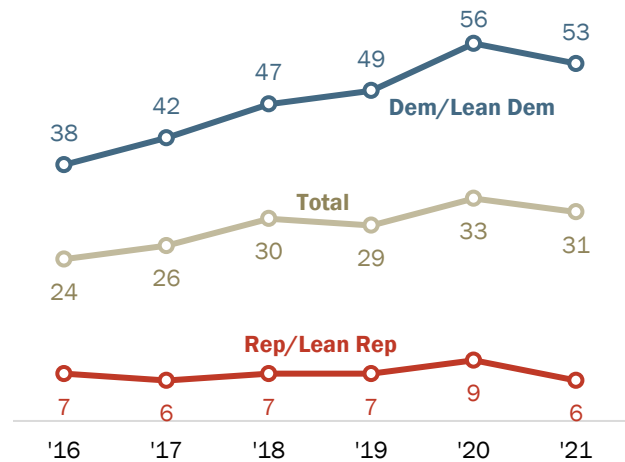
Overall, 31% of the public says White people benefit a great deal from societal advantages that Black people do not have; 27% say they benefit a fair amount, while 40% think White people derive little or no benefit from advantages that Black people lack.

A 53% majority of Democrats say White people benefit from advantages in society that Black people do not have. While that is little changed in the past year, the share of Democrats expressing this view has increased 15 percentage points since 2016 (from 38% to 53%).

There has been very little change in Republicans' views over the past five years: Just 6% of Republicans now say White people benefit from advantages that Black people do not have. Nearly three-quarters of Republicans (73%) say White people get little benefit (39%) or no benefit at all (34%) from advantages that Black people do not have.

Since 2016, rise in share of Democrats who say White people benefit from advantages that Black people lack

% who say White people benefit **a great deal** from advantages in society that Black people do not have



Source: Survey of U.S. adults conducted July 8-18, 2021.

PEW RESEARCH CENTER

Public sees progress ensuring equal rights for all Americans regardless of racial or ethnic background – also says more needs to be done

Reflecting back over the last 50 years, more than nine-in-ten Americans say the country has made progress toward “ensuring equal rights for all Americans regardless of their racial or ethnic backgrounds” – about half of the public (48%) says a lot of progress has been made, while nearly as many (45%) say a little progress has been made. Only 7% say the country has not made any progress toward racial equality.

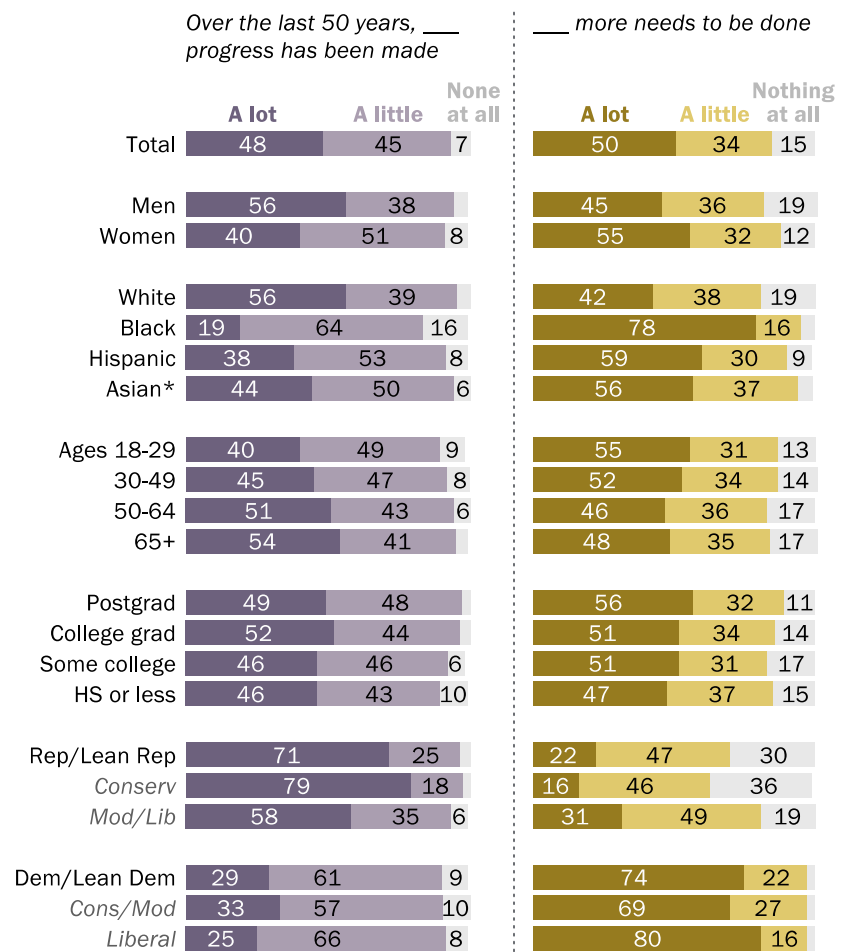
However, while many Americans say the country has made at least some progress toward racial equality, many say there is more to be done: 50% say a lot more needs to be done, while another 34% say a little more needs to be done. But 15% say nothing at all still needs to be done.

There are wide differences in how Americans view the country’s progress toward racial and ethnic equality across demographic groups.

For example, adults ages 50 and older (52%) are more likely than younger adults (43%) to say the country has achieved a lot of progress toward ensuring

About half of U.S. adults say the country has made ‘a lot’ of progress toward racial equality and a similar share says a lot more needs to be done

When it comes to ensuring equal rights for all Americans regardless of their racial or ethnic backgrounds, % who say ...



*Asian adults were interviewed in English only.

Notes: White, Black and Asian adults include those who report being only one race and are not Hispanic. Hispanics are of any race. No response answers not shown.

Source: Survey of U.S. adults conducted July 8-18, 2021.

PEW RESEARCH CENTER

equality for all Americans. And adults under the age of 50 are slightly more likely than older adults to say there is a lot more progress needed (53% vs. 47%).

Black adults, in particular, stand out for their views on progress on racial equality in the country. Just 19% of Black adults say the country has made a lot of progress toward ensuring equality for all Americans regardless of racial or ethnic backgrounds over the last 50 years, compared with much larger shares of White (56%), Asian American (44%), and Hispanic adults (38%). Nearly two-thirds of Black adults (64%) say the country has only made a little progress toward racial equality.

Black adults also are the most likely to say that a lot more needs to be done to ensure equality for all Americans: Nearly eight-in-ten Black adults (78%) hold this view. Smaller shares of Hispanic (59%) and Asian adults (56%) say a lot more needs to be done to achieve equality for all Americans. And while 42% of White adults say the country has a lot more to do to achieve racial equality, 38% say only a little more needs to be done. About two-in-ten White adults (19%) say the country does not need to do more to ensure equality for all Americans regardless of racial or ethnic background – much higher than any other racial or ethnic group.

Republicans and Republican leaners (71%) are far more likely than Democrats and Democratic leaners (29%) to say the country has made a lot of progress toward racial equality over the last 50 years. About six-in-ten Democrats (61%) say the country has made a little progress over the last half-century toward ensuring equality for all Americans regardless of racial or ethnic backgrounds.

In contrast, while about three-quarters of Democrats (74%) say there is a lot that needs to be done to achieve racial equity, just 22% of Republicans hold this view. About half of Republicans (47%) say a little more needs to be done to ensure racial equality and 30% say nothing more at all needs to be done.

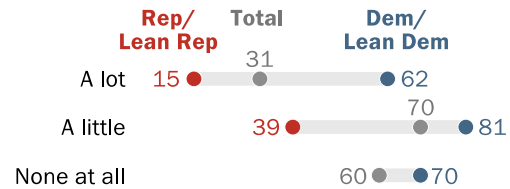
Those who say the country has only made a little progress in ensuring equal rights for all Americans are more likely than others to say a lot more needs to be done to continue the progress.

Overall, 70% of adults who say the country, over the last 50 years, has made a little progress toward racial equality say *a lot more* still needs to be done to ensure equal rights for all Americans. A much smaller share of adults who say the country has made a lot of progress in the past (31%) say the same. Six-in-ten adults who say there has been no progress toward racial equity in the country say there is a lot more that needs to be done to ensure this equality.

And while this pattern occurs among both Republicans and Democrats, large partisan gaps are evident in the shares who say a lot more still needs to be done to achieve racial equality. About eight-in-ten Democrats who say a little has been done in the last half-century (81%) also say a lot more needs to be done, as do 62% of Democrats who say a lot has been done and 70% of Democrats who say no progress has been made. By comparison, the opinion that a lot more needs to be done to ensure equal rights for all Americans is held by 39% of Republicans who say little progress has been made in the last five decades and an even smaller share (15%) of Republicans who say a lot of progress has been made.

Those who say a lot of progress has been made on racial equality are least likely to say a lot more needs to be done

Among those who say ___ progress has been made over the last 50 years to ensure equal rights for all Americans regardless of racial and ethnic background, % who say a lot more needs to be done



Note: Insufficient sample size to show views among Republicans who say no progress has been made.

Source: Survey of U.S. adults conducted July 8-18, 2021.

PEW RESEARCH CENTER

Americans who say a lot has to be done to ensure equal rights for all split over whether many laws and institutions need to be ‘completely rebuilt’

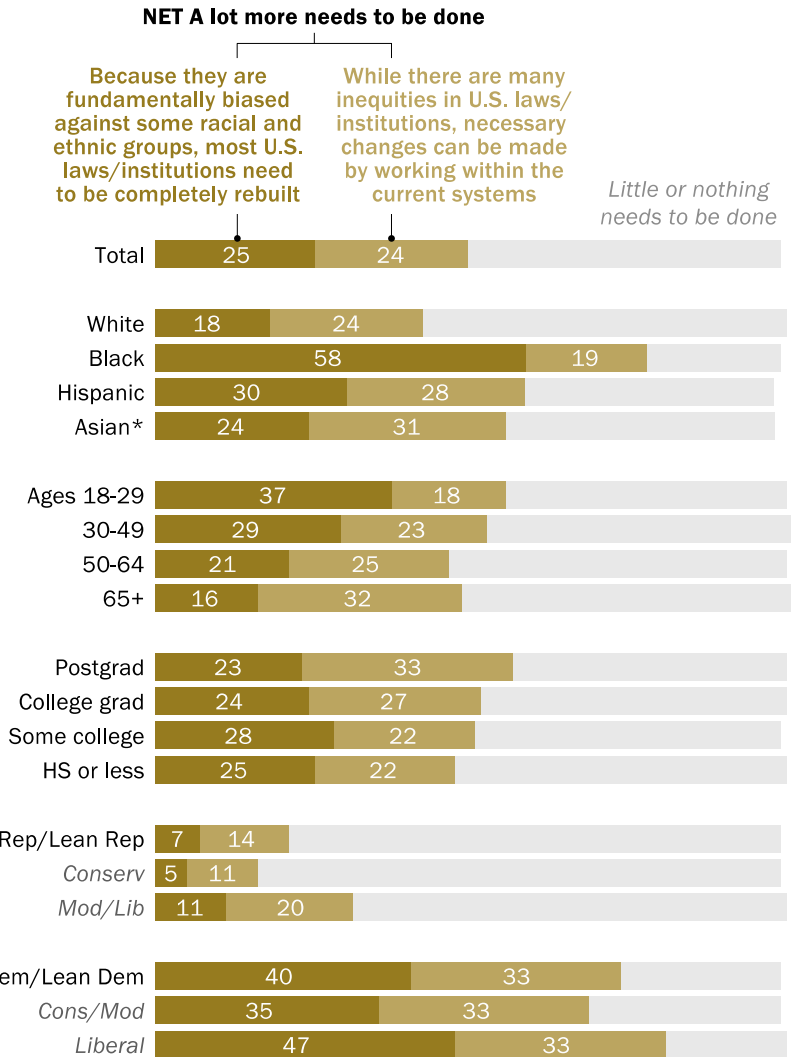
While half of Americans say that a lot needs to be done to ensure equal rights for all Americans, those who express this view are divided over what needs to be done.

A quarter of Americans say that to ensure equal rights for all Americans, “most U.S. laws and major institutions need to be completely rebuilt because they are fundamentally biased against some racial and ethnic groups.” A nearly identical share (24%) says “while there are many inequities in U.S. laws and institutions, the necessary changes can be made by working within the current systems.”

Overall, nearly six-in-ten Black adults (58%) say that in order to ensure equality for all Americans regardless of their racial or ethnic backgrounds, most major U.S. institutions need to be completely rebuilt because they are fundamentally biased against some racial and ethnic groups, while just 19% say necessary changes to address inequities can be made within the current systems;

A majority of Black adults say most U.S. laws and institutions need to be rebuilt to ensure racial equality

% who say ___ to ensure equal rights for all Americans regardless of their racial or ethnic backgrounds



*Asian adults were interviewed in English only.

Notes: White, Black and Asian adults include those who report being only one race and are not Hispanic. Hispanics are of any race. No response answers not shown.

Source: Survey of U.S. adults conducted July 8-18, 2021.

PEW RESEARCH CENTER

about two-in-ten say little or nothing at all needs to be done. Among other racial and ethnic groups, smaller shares overall say a lot more needs to be done; those who do are roughly evenly split between those who say changes can be made within current systems and those who think most institutions need to be completely rebuilt because they are fundamentally biased. As a result, Black adults (58%) are significantly more likely than Hispanic (30%), Asian American (24%) and White (18%) adults to say most institutions and laws need to be completely rebuilt.

There also are substantial age differences in these views: Younger adults are not only more likely than older adults to say a lot more needs to be done to ensure racial equality, but those who do are also more likely than their older counterparts to say most U.S. major institutions need to be rebuilt to ensure racial equality. Nearly four-in-ten adults ages 18 to 29 (37%) say this, compared with 21% of those 50 to 64 and 16% of adults 65 and older.

About three-quarters of Democrats say a lot needs to be done to ensure equality for all Americans, including 40% who say that achieving this requires rebuilding most major institutions and 33% who say changes can be made by working within current systems. Among Democrats, there are ideological differences in these views: About half of liberal Democrats (47%) say most laws and institutions need to be completely rebuilt to address fundamental biases against some racial and ethnic groups; 35% of conservative and moderate Democrats say this (a third of each group says necessary changes can be made within the system).

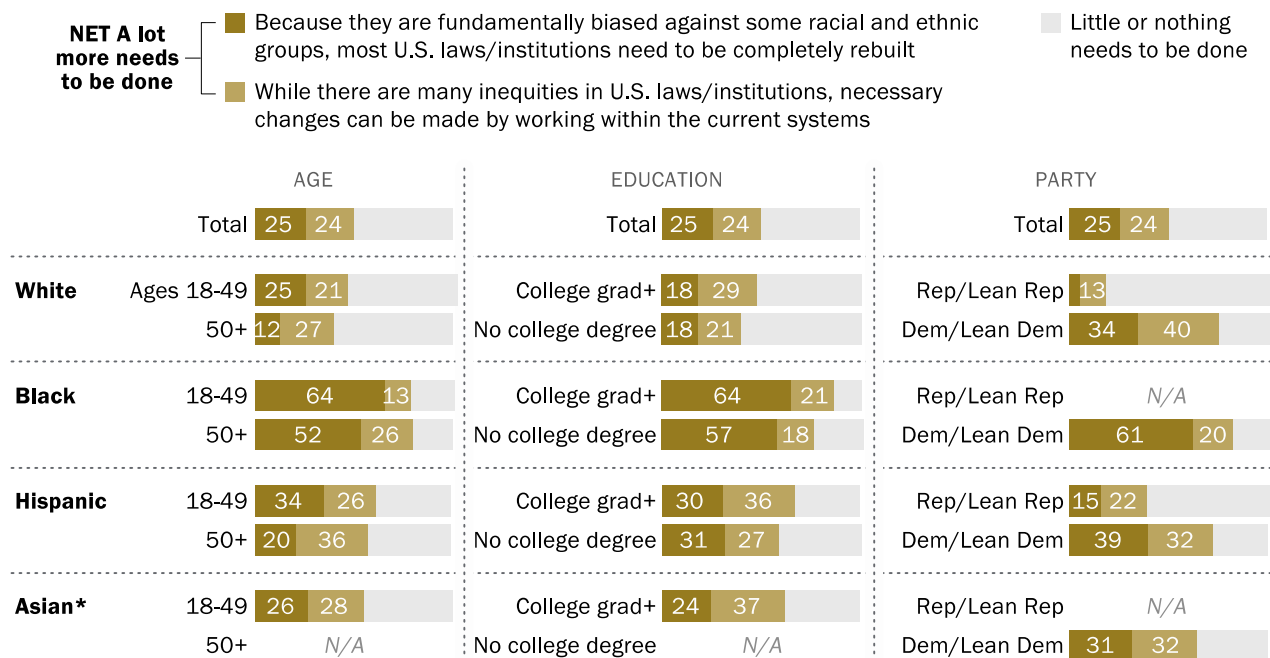
Only about two-in-ten Republicans (22%) say there is a lot more that needs to be done to ensure equal rights for all racial and ethnic groups, with 14% saying that necessary changes can be made from within the system and just 7% saying that institutions need to be rebuilt in order to ensure equality for all Americans.

Across racial and ethnic groups, younger adults are more likely than those who are older to say the best way to ensure equality for all Americans is to rebuild most major U.S. laws and institutions. Still, both Black adults under 50 (64%) and those ages 50 and older (52%) are more likely than those in other racial or ethnic groups to say that in order to ensure equal rights for all Americans, most institutions need to be rebuilt.

White and Hispanic Democrats are more likely than their Republican counterparts to say a lot more needs to be done to ensure equality for all Americans. And this pattern holds among partisans when looking at shares who say the way to ensure equality for all Americans requires rebuilding most U.S. laws and institutions.

Black Democrats more likely than White, Hispanic and Asian Democrats to say most U.S. laws and major institutions need to be completely rebuilt to ensure equality for Americans of all racial and ethnic backgrounds

% who say ___ to ensure equal rights for all Americans regardless of their racial or ethnic backgrounds



*Asian adults were interviewed in English only.

Notes: White, Black and Asian adults include those who report being only one race and are not Hispanic. Hispanics are of any race. Groups labeled 'N/A' due to insufficient sample size. No response answers not shown.

Source: Survey of U.S. adults conducted July 8-18, 2021.

Among Democrats, however, there are differences by race and ethnicity on whether necessary changes to ensure racial equity can come from within current systems or require fundamental changes: Black Democrats (61%) are far more likely than Hispanic (39%), White (34%) and Asian Democrats (31%) to say that major institutions in the country need to be completely rebuilt in order to ensure equal rights for all Americans. Four-in-ten White Democrats say that although there are inequities within U.S. laws and institutions, it is possible for necessary changes to be made by working within current systems, while equal shares of Hispanic and Asian Democrats (32% each) say the same. Two-in-ten Black Democrats hold the view that racial inequities can be addressed by working within current systems.

Narrow majority of the public says increased attention to history of slavery and racism is good for society

As the country continues to grapple with the issue of race, about half of American adults (53%) say that the “increased public

attention to the history of slavery and racism” is good for society, including 30% who say it is very good for society.

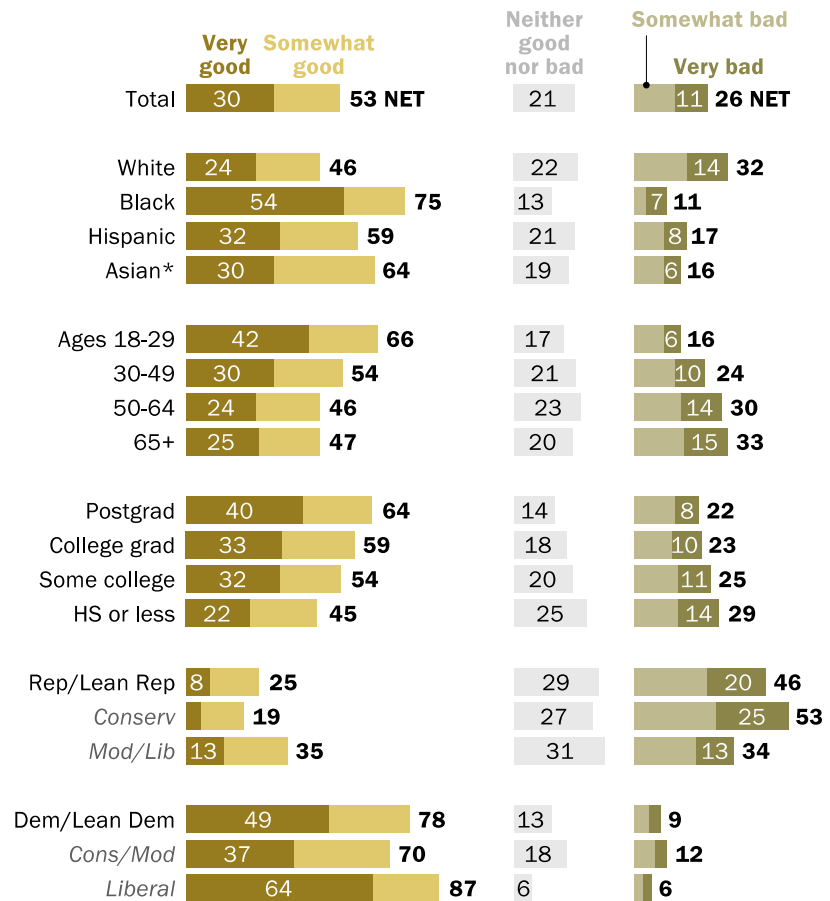
About a quarter of adults say this increased attention is somewhat bad (14%) or very bad for society (11%). Another 21% say it is neither good nor bad.

Views on whether the public’s increased attention to the history of slavery and racism is good or bad for society are divided by age and education, as well as by race and political affiliation.

Black adults are most likely to say that increased public attention to the history of racism is good for society. Three-quarters of Black adults say this increased attention is good, including more than half (54%) who say it is very good for society. Smaller majorities of Hispanic (59%) and Asian adults (64%) also say greater attention to the history of racism is good for society. Among White adults, 46% express this view; about a third of White adults (32%) view this as a bad thing, while 22% say it is neither good nor bad.

Democrats view increased attention to U.S. history of racism positively; Republicans are far more skeptical

% who say increased public attention to the history of slavery and racism in America is ___ for society



*Asian adults were interviewed in English only.

Notes: White, Black and Asian adults include those who report being only one race and are not Hispanic. Hispanics are of any race. No response answers not shown.

Source: Survey of U.S. adults conducted July 8-18, 2021.

PEW RESEARCH CENTER

Younger adults hold a more positive view on the public's increased interest in America's racial issues than do older people: Two-thirds of adults ages 18 to 29 view the public's increased attention to the history of slavery and racism as a good thing for society, compared with about half of adults over the age of 30.

Those with higher education are more likely to say the public's increased attention on racial issues is good for society than those with less formal education. For example, 61% of adults with a college degree or more education say this is good for society, compared with about half of those without a college degree (49%). This pattern is evident among both White and Black adults; Hispanic adults with a four-year college degree are about as likely as those who do not have a degree to view the increased attention to the history of slavery and racism as a good thing for society.

While partisanship is a major factor in these opinions, both parties are divided ideologically in views of the impact of increased public attention to the history of slavery and racism. While large shares of both liberal Democrats and conservative and moderate Democrats view the increased attention as good for society, liberal Democrats are far more likely to say it is very good (64% vs. 37%). Among Republicans, 35% of moderates and liberals express positive views of the impact of increased attention to racism, compared with just 19% of conservative Republicans.

There also are demographic differences in these opinions within partisan groups, especially among Republicans.

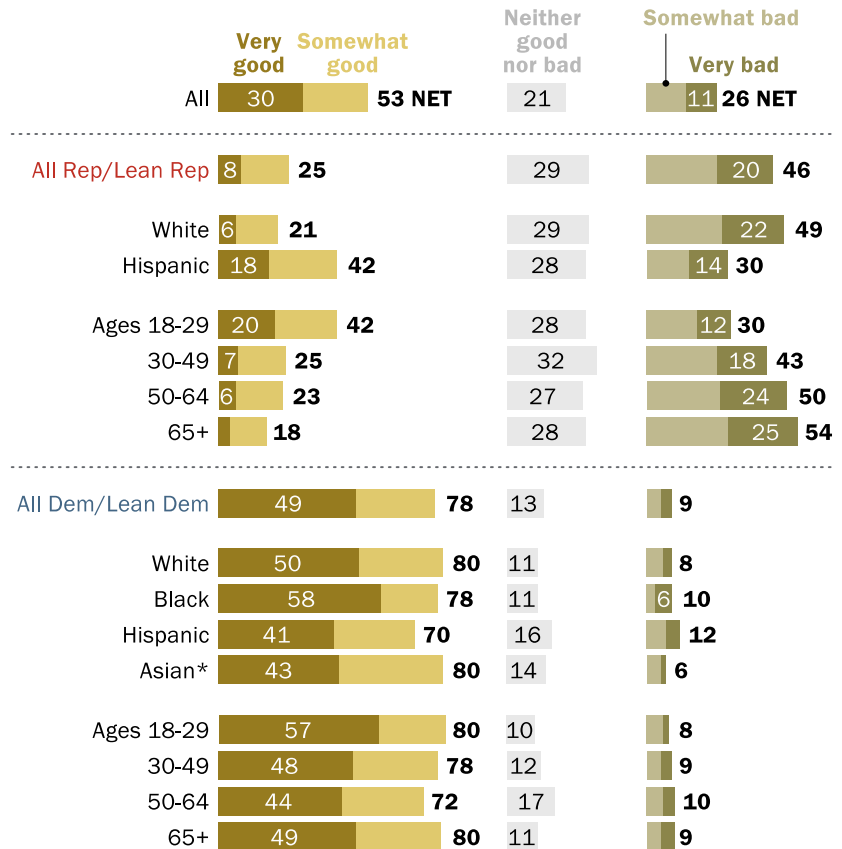
Hispanic Republicans are about twice as likely as White Republicans to say the increased public attention to historical racial issues is good for society (42% vs. 21%).

And while 42% of Republicans under age 30 say the increased attention to America’s racial history is good for society, only about quarter of older Republicans say the same. About half of Republicans ages 50 and older (52%) say this increased interest is bad for society, with 24% saying it is very bad for society.

By contrast, Democrats and Democratic leaners across age and racial and ethnic groups are largely united in their views that the increased public attention to the history of slavery and racism is a good thing for society.

Republicans’ views of increased public attention to the history of racism differ by age and ethnicity

% who say increased public attention to the history of slavery and racism in America is ___ for society



*Asian adults were interviewed in English only.

Notes: White, Black and Asian adults include those who report being only one race and are not Hispanic. Hispanics are of any race. Black and Asian Republicans not shown due to insufficient sample sizes. No answer responses not shown.

Source: Survey of U.S. adults conducted July 8-18, 2021.

PEW RESEARCH CENTER

Black adults overwhelmingly say White people benefit from advantages because of their race; White adults are divided

About six-in-ten adults say that White people benefit a great deal (31%) or a fair amount (27%) from advantages in society that Black people do not have. About a quarter say that White people benefit not too much and another 17% say White people do not benefit at all from advantages in society that Black people do not have.

Black adults, in particular, stand out for the view that White people benefit from societal advantages: About nine-in-ten Black adults say White people benefit at least a fair amount, including 71% who say they benefit a great deal.

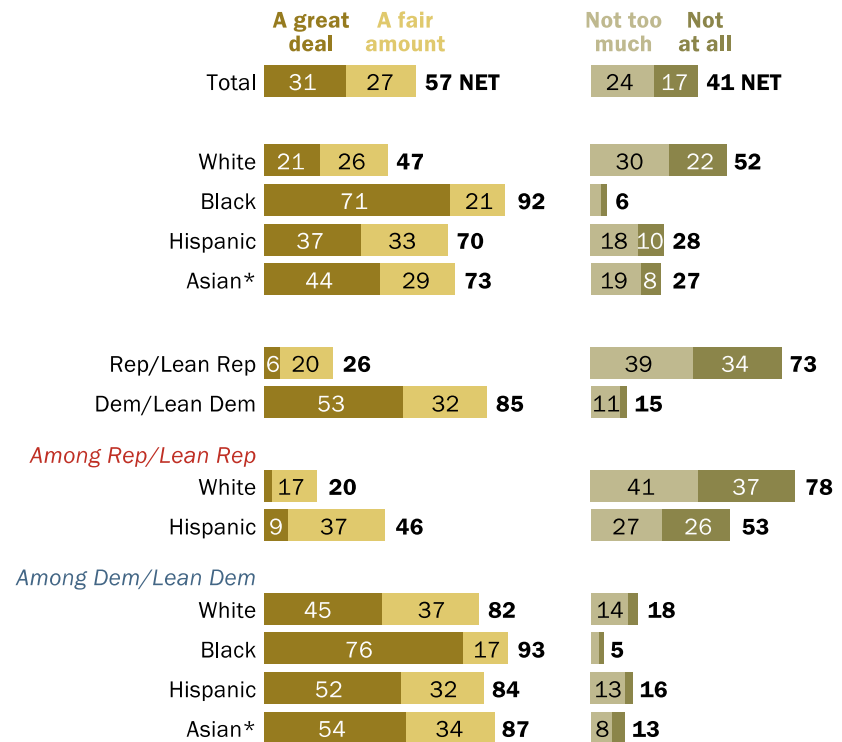
And while smaller majorities of Hispanic (70%) and Asian adults (73%) say White people have advantages over Black people, White adults are divided: 47% say White people benefit at least a fair amount from advantages that Black people do not have, compared with 52% who say they do not benefit much or at all from any advantages.

Nearly three-quarters of Republicans (73%) say that

White people do not benefit much or at all from advantages in society that Black people do not have, while 26% say that White people benefit at least a fair amount from advantages. However, among Republicans, views on whether these advantages exist differ by ethnicity.

Large majority of Black adults say White people benefit ‘a great deal’ from societal advantages that Black people do not have

% who say White people benefit ___ from advantages in society that Black people do not have



*Asian adults were interviewed in English only.

Notes: White, Black and Asian adults include those who report being only one race and are not Hispanic. Hispanics are of any race. Black and Asian Republicans not shown due to insufficient sample size. No answer responses not shown.

Source: Survey of U.S. adults conducted July 8-18, 2021.

PEW RESEARCH CENTER

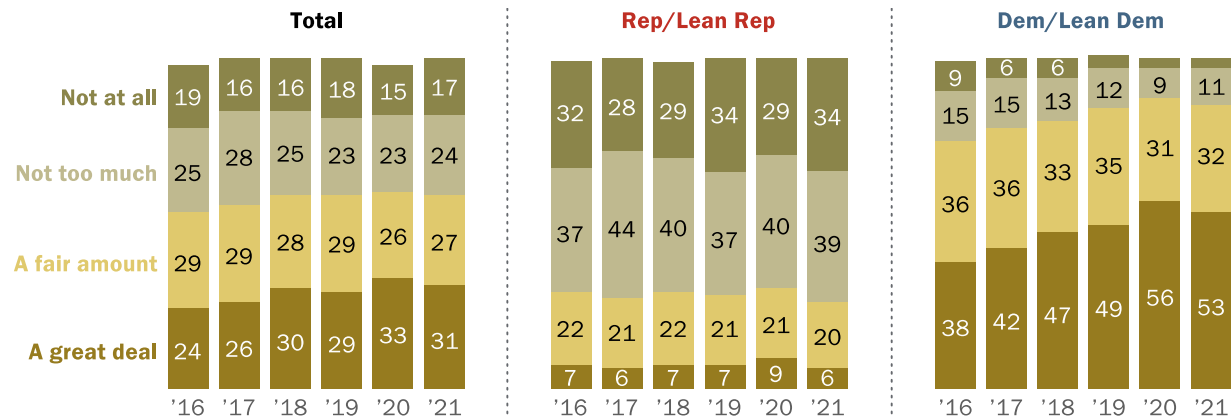
While a large majority of White Republicans (78%) say that White people do not benefit much or at all from advantages Black people do not have, views among Hispanic Republicans are more divided: 46% say White people benefit at least a fair amount, while 53% say that White people do not benefit much or at all from advantages Black people do not have.

Sizable majorities of Democrats in all racial and ethnic groups say that White people benefit at least a fair amount from advantages that Black people do not, but there are differences over whether White people benefit a great deal from these advantages. About three-quarters of Black Democrats say White people benefit a great deal from advantages in society that Black people do not have, compared with smaller shares of Asian (54%), Hispanic (52%) and White Democrats (45%).

The public's views on whether White people benefit from advantages Black people do not possess have changed only modestly since 2016. Yet Democrats increasingly say White people benefit a great deal from these advantages, while Republicans' views are largely unchanged.

Democrats increasingly say White people benefit ‘a great deal’ from advantages that Black people do not have; little change in Republicans’ opinions

% who say White people benefit ___ from advantages in society that Black people do not have



Note: No answer responses not shown.
 Source: Survey of U.S. adults conducted July 8-18, 2021.

PEW RESEARCH CENTER

Currently, 53% of Democrats say that White people benefit a great deal from societal advantages Black people do not have, up from 38% in 2016. Over the past year, however, there has been little change in Democrats' views.

The shares of Democrats who say White people have a great deal of advantages over Black people have increased among all racial and ethnic sub-groups since 2016. About three-quarters of Black Democrats (76%) say White people benefit a great deal from these advantages today, compared with 68% who said this in 2016. The share of White Democrats who hold this view has also risen sharply – from 26% in 2016 to 45% today.

Views among Republicans have largely remained unchanged over the last five years. A sizable majority of Republicans (73%) continue to say White people benefit only a little or not at all from advantages that Black people lack.

Acknowledgments

This report is a collaborative effort based on the input and analysis of the following individuals:

Research team

Carroll Doherty, *Director, Political Research*
Jocelyn Kiley, *Associate Director, Political Research*
Baxter Oliphant, *Senior Researcher*
Bradley Jones, *Senior Researcher*
Andrew Daniller, *Research Associate*
Hannah Hartig, *Research Associate*
Amina Dunn, *Research Analyst*
Ted Van Green, *Research Analyst*
Vianney Gomez, *Research Assistant*

Communications and editorial

Nida Asheer, *Communications Manager*
Calvin Jordan, *Communications Associate*
Janakee Chavda, *Editorial Assistant*

Graphic design and web publishing

Alissa Scheller, *Information Graphics Designer*
Reem Nadeem, *Associate Digital Producer*

Methodology

Andrew Mercer, *Senior Research Methodologist*
Nick Bertoni, *Senior Panel Manager*
Dorene Asare-Marfo, *Research Methodologist*
Arnold Lau, *Research Methodologist*

Methodology

The American Trends Panel survey methodology

Overview

The American Trends Panel (ATP), created by Pew Research Center, is a nationally representative panel of randomly selected U.S. adults. Panelists participate via self-administered web surveys. Panelists who do not have internet access at home are provided with a tablet and wireless internet connection. Interviews are conducted in both English and Spanish. The panel is being managed by Ipsos.

Data in this report is drawn from the panel wave conducted from July 8 to July 18, 2021. A total of 10,221 panelists responded out of 11,692 who were sampled, for a response rate of 87%. The cumulative response rate accounting for nonresponse to the recruitment surveys and attrition is 3%. The break-off rate among panelists who logged on to the survey and completed at least one item is 1%. The margin of sampling error for the full sample of 10,221 respondents is plus or minus 1.5 percentage points.

Panel recruitment

The ATP was created in 2014, with the first cohort of panelists invited to join the panel at the end of a large, national, landline and cellphone random-digit-dial survey that was conducted in both English and Spanish. Two additional recruitments were conducted using the same method in 2015 and 2017, respectively. Across these three surveys, a total of 19,718 adults were invited to join the ATP, of whom 9,942 (50%) agreed to participate.

In August 2018, the ATP switched from telephone to address-based recruitment. Invitations were sent to a random, address-based sample of households selected from the U.S. Postal Service's Delivery Sequence File. Two additional recruitments were conducted using the same

American Trends Panel recruitment surveys

Recruitment dates	Mode	Invited	Joined	Active panelists remaining
Jan. 23 to March 16, 2014	Landline/ cell RDD	9,809	5,338	1,693
Aug. 27 to Oct. 4, 2015	Landline/ cell RDD	6,004	2,976	988
April 25 to June 4, 2017	Landline/ cell RDD	3,905	1,628	500
Aug. 8 to Oct. 31, 2018	ABS	9,396	8,778	4,690
Aug. 19 to Nov. 30, 2019	ABS	5,900	4,720	1,752
June 1 to July 19, 2020; Feb. 10 to March 31, 2021	ABS	3,197	2,812	2,069
	Total	38,211	26,252	11,692

Note: Approximately once per year, panelists who have not participated in multiple consecutive waves or who did not complete an annual profiling survey are removed from the panel. Panelists also become inactive if they ask to be removed from the panel.

PEW RESEARCH CENTER

method in 2019 and 2020, respectively. Across these three address-based recruitments, a total of 18,493 adults were invited to join the ATP, of whom 16,310 (88%) agreed to join the panel and completed an initial profile survey. In each household, the adult with the next birthday was asked to go online to complete a survey, at the end of which they were invited to join the panel. Of the 26,252 individuals who have ever joined the ATP, 11,692 remained active panelists and continued to receive survey invitations at the time this survey was conducted.

The U.S. Postal Service's Delivery Sequence File has been estimated to cover as much as 98% of the population, although some studies suggest that the coverage could be in the low 90% range.¹ The ATP never uses breakout routers or chains that direct respondents to additional surveys.

Sample design

The overall target population for this survey was non-institutionalized persons ages 18 and older, living in the U.S., including Alaska and Hawaii.

Questionnaire development and testing

The questionnaire was developed by Pew Research Center in consultation with Ipsos. The web program was rigorously tested on both PC and mobile devices by the Ipsos project management team and the Center's researchers. The Ipsos project management team also populated test data which was analyzed in SPSS to ensure the logic and randomizations were working as intended before launching the survey.

Incentives

All respondents were offered a post-paid incentive for their participation. Respondents could choose to receive the post-paid incentive in the form of a check or a gift code to Amazon.com, or could choose to decline the incentive. Incentive amounts ranged from \$5 to \$20, depending on whether the respondent belongs to a part of the population that is harder or easier to reach. Differential incentive amounts were designed to increase panel survey participation among groups that traditionally have low survey response propensities.

Data collection protocol

The data collection field period for this survey was July 8 to July 18, 2021. Postcard notifications were mailed to all ATP panelists with a known residential address on July 8, 2021.

¹ AAPOR Task Force on Address-based Sampling. 2016. "[AAPOR Report: Address-based Sampling](#)."

Invitations were sent out in two separate launches: Soft Launch and Full Launch. Sixty panelists were included in the Soft Launch, which began with an initial invitation sent on July 8, 2021. The ATP panelists chosen for the initial soft launch were known responders who had completed previous ATP surveys within one day of receiving their invitation. All remaining English- and Spanish-speaking panelists were included in the Full Launch and were sent an invitation on July 9, 2021.

All panelists with an email address received an email invitation and up to three email reminders if they did not respond to the survey. All ATP panelists that consented to SMS messages received an SMS invitation and up to three SMS reminders.

Invitation and reminder dates

	Soft Launch	Full Launch
Initial invitation	July 8, 2021	July 9, 2021
First reminder	July 12, 2021	July 12, 2021
Second reminder	July 15, 2021	July 15, 2021
Final reminder	July 18, 2021	July 18, 2021

Data quality checks

To ensure high-quality data, the Center's researchers performed data quality checks to identify any respondents showing clear patterns of satisficing. This includes checking for very high rates of leaving questions blank, as well as always selecting the first or last answer presented. As a result of this checking, three ATP respondents were removed from the survey dataset prior to weighting and analysis.

Weighting

The ATP data was weighted in a multistep process that accounts for multiple stages of sampling and nonresponse that occur at different points in the survey process. First, each panelist begins with a base weight that reflects their probability of selection for their initial recruitment survey (and the probability of being invited to participate in the panel in cases where only a subsample of respondents were invited). The base weights for panelists recruited in different years are scaled to be proportionate to the effective sample size for all active panelists in their cohort. To correct for nonresponse to the initial recruitment surveys and gradual panel attrition, the base weights for all active panelists are calibrated to align with the population benchmarks identified in the accompanying table to create a full-panel weight.

For ATP waves in which only a subsample of panelists are invited to participate, a wave-specific base weight is created by adjusting the full-panel weights for subsampled panelists to account for any differential probabilities of selection for the particular panel wave. For waves in which all active panelists are invited to participate, the wave-specific base weight is identical to the full-panel weight.

In the final weighting step, the wave-specific base weights for panelists who completed the survey are again calibrated to match the population benchmarks specified above. These weights are trimmed (typically at about the 1st and 99th percentiles) to reduce the loss in precision stemming from variance in the weights. Sampling errors and test of statistical significance take into account the effect of weighting.

Weighting dimensions

Variable	Benchmark source
Age x Gender	2019 American Community Survey
Education x Gender	
Education x Age	
Race/Ethnicity x Education	
Born inside vs. outside the U.S. among Hispanics and Asian Americans	
Years lived in the U.S.	
Census region x Metro/Non-metro	2020 CPS March Supplement
Volunteerism	2019 CPS Volunteering & Civic Life Supplement
Voter registration	2018 CPS Voting and Registration Supplement
Party affiliation	2020 National Public Opinion Reference Survey (NPORS)
Frequency of internet use	
Religious affiliation	

Note: Estimates from the ACS are based on non-institutionalized adults. Voter registration is calculated using procedures from Hur, Achen (2013) and rescaled to include the total U.S. adult population.

PEW RESEARCH CENTER

The following table shows the unweighted sample sizes and the error attributable to sampling that would be expected at the 95% level of confidence for different groups in the survey.

Survey of U.S. adults conducted July 8-18, 2021

Group	Unweighted sample size	Weighted %	Plus or minus ...
Total sample	10,221		1.5 percentage points
Rep/Lean Rep	4,833	44	2.2 percentage points
Dem/Lean Dem	5,139	51	2.2 percentage points
White	7,127		1.7 percentage points
Black	836		4.9 percentage points
Hispanic	1,481		4.7 percentage points
Asian*	343		7.7 percentage points

*Asian adults were interviewed in English only.

Notes: White, Black and Asian adults include those who report being one race and are not Hispanic. Hispanics are of any race.

PEW RESEARCH CENTER

Sample sizes and sampling errors for other subgroups are available upon request. In addition to sampling error, one should bear in mind that question wording and practical difficulties in conducting surveys can introduce error or bias into the findings of opinion polls.

Dispositions and response rates

Final dispositions	AAPOR code	Total
Completed interview	1.1	10,221
Logged onto survey; broke off	2.12	147
Logged onto survey; did not complete any items	2.1121	66
Never logged on (implicit refusal)	2.11	1,247
Survey completed after close of the field period	2.27	8
Completed interview but was removed for data quality		3
Screened out		0
Total panelists in the survey		11,692
Completed interviews	I	10,221
Partial interviews	P	0
Refusals	R	1,463
Non-contact	NC	8
Other	O	0
Unknown household	UH	0
Unknown other	UO	0
Not eligible	NE	0
Total		11,692
AAPOR RR1 = $I / (I+P+R+NC+O+UH+UO)$		87%

Cumulative response rate	Total
Weighted response rate to recruitment surveys	12%
% of recruitment survey respondents who agreed to join the panel, among those invited	69%
% of those agreeing to join who were active panelists at start of Wave 92	45%
Response rate to Wave 92 survey	87%
Cumulative response rate	3%

© Pew Research Center, 2021

**2021 PEW RESEARCH CENTER'S AMERICAN TRENDS PANEL
WAVE 92 JULY 2021
FINAL TOPLINE
JULY 8-18, 2021
N=10,221**

ADDITIONAL QUESTIONS HELD FOR FUTURE RELEASE**ADDITIONAL QUESTION PREVIOUSLY RELEASED****ASK ALL:**

WHADVANT In general, how much do White people benefit from advantages in society that Black people do not have?

	A great <u>deal</u>	A fair <u>amount</u>	Not too <u>much</u>	Not <u>at all</u>	No <u>answer</u>
July 8-18, 2021	31	27	24	17	1
July 27-Aug 2, 2020	33	26	23	15	1
Sep 3-15, 2019	29	29	23	18	1
Feb 25-Mar 11, 2018 ²	30	28	25	16	2
Aug 8-Aug 21, 2017	26	29	28	16	1
Jun 7-Jul 5, 2016	24	29	25	19	2

ADDITIONAL QUESTIONS HELD FOR FUTURE RELEASE

On a different subject...

ASK ALL:

PROG_RRETRO How much progress, if any, do you think the country has made over the last 50 years toward ensuring equal rights for all Americans regardless of their racial or ethnic backgrounds?

July 8-18 2021	
48	A lot
45	A little
7	None at all
1	No answer

² In Feb 25-Mar 11, 2018 and prior, question was worded: "How much, if at all, do white people benefit from advantages in society that black people do not have?"

ASK ALL:

PROG_RNEED How much more, if anything, needs to be done to ensure equal rights for all Americans regardless of their racial or ethnic backgrounds?

ASK IF A LOT MORE NEEDS TO BE DONE (PROG_RNEED=1) [N=5,145]:

PROG_RNEED2b Which comes closer to your view about what needs to be done to ensure equal rights for all Americans regardless of their racial or ethnic backgrounds -- even if neither is exactly right? **[RANDOMIZE]**

July 8-18

2021

50

A lot

25 *Most U.S. laws and major institutions need to be completely rebuilt because they are fundamentally biased against some racial and ethnic groups*

24 *While there are many inequities in U.S. laws and institutions, necessary changes can be made by working within the current systems*

1 *No answer*

34 A little

15 Nothing at all

1 No answer

ADDITIONAL QUESTIONS HELD FOR FUTURE RELEASE

ASK ALL:

SOCIETY

Do you think each of the following is generally good or bad for our society?

[SHOW ITEMS ON TWO PAGES AS SET BELOW; RANDOMIZE ITEMS WITHIN PAGES AND RANDOMIZE ORDER OF PAGES; REVERSE ORDER FOR HALF OF SAMPLE]

		Very good <u>for society</u>	Somewhat good <u>for society</u>	Neither good nor bad <u>for society</u>	Somewhat bad <u>for society</u>	Very bad <u>for society</u>	No answer
SOCIETY_RHIST	Increased public attention to the history of slavery and racism in America						
	July 8-18, 2021	30	23	21	14	11	1

ADDITIONAL QUESTIONS HELD FOR FUTURE RELEASE

ADDITIONAL QUESTIONS PREVIOUSLY RELEASED

ASK ALL:

PARTY In politics today, do you consider yourself a:

ASK IF INDEP/SOMETHING ELSE (PARTY=3 or 4) OR MISSING [N=4,104]:

PARTYLN As of today do you lean more to...³

	Republican	Democrat	Independent	Something else	No answer	Lean Rep	Lean Dem
	25	31	28	15	2	19	20

³ Party and PartyIn asked in a prior survey.