

FOR RELEASE JULY 20, 2020

The Global God Divide

People's thoughts on whether belief in God is necessary to be moral vary by economic development, education and age

BY *Christine Tamir, Aidan Connaughton and Ariana Monique Salazar*

FOR MEDIA OR OTHER INQUIRIES:

Jacob Poushter, Associate Director, Global Attitudes Research
Stefan Cornibert, Communications Manager

202.419.4372

www.pewresearch.org

RECOMMENDED CITATION

Pew Research Center, July 20, 2020, "The Global God Divide"

About Pew Research Center

Pew Research Center is a nonpartisan fact tank that informs the public about the issues, attitudes and trends shaping America and the world. It does not take policy positions. The Center conducts public opinion polling, demographic research, content analysis and other data-driven social science research. It studies U.S. politics and policy; journalism and media; internet, science and technology; religion and public life; Hispanic trends; global attitudes and trends; and U.S. social and demographic trends. All of the Center's reports are available at www.pewresearch.org. Pew Research Center is a subsidiary of The Pew Charitable Trusts, its primary funder.

© Pew Research Center 2020

How we did this

This report explores cross-national perceptions of religion, including the connection between belief in God and morality, the role God and prayer play in people's lives and the importance of religion. It also includes trend analyses about the evolution of the importance of God in Europe since the dissolution of the Soviet Union.

For this report, we used data from a survey conducted across 34 countries from May 13 to Oct. 2, 2019, totaling 38,426 respondents. The surveys were conducted face-to-face across Africa, Latin America and the Middle East, and on the phone in United States and Canada. In the Asia-Pacific region, face-to-face surveys were conducted in India, Indonesia and the Philippines, while phone surveys were administered in Australia, Japan and South Korea. Across Europe, the survey was conducted over the phone in France, Germany, the Netherlands, Spain, Sweden and the UK, but face-to-face in Bulgaria, the Czech Republic, Greece, Hungary, Italy, Lithuania, Poland, Russia, Slovakia and Ukraine.

Here are the questions used for the report, along with responses, and the survey [methodology](#).

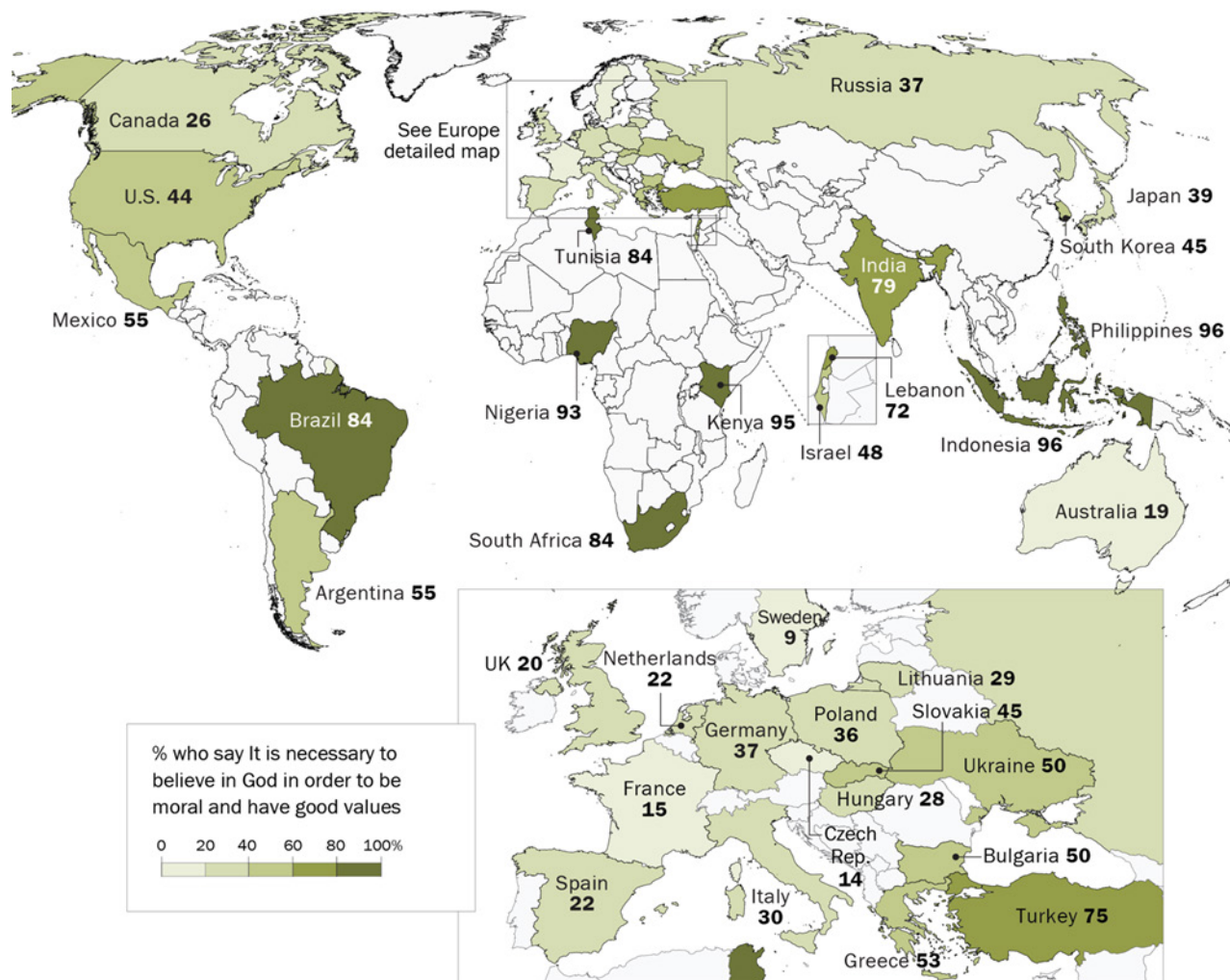
The Global God Divide

People's thoughts on whether belief in God is necessary to be moral vary by economic development, education and age

What is the connection between belief in God and morality? And how important are God and prayer in people's lives? Pew Research Center posed these questions to 38,426 people in 34 countries in 2019.

Majorities in emerging economies connect belief in God and morality

% who say it is necessary to believe in God in order to be moral and have good values



Source: Spring 2019 Global Attitudes Survey. Q30.

PEW RESEARCH CENTER

Across the 34 countries, which span six continents, a median of 45% say it is necessary to believe in God to be moral and have good values. But there are large regional variations in answers to this question.

People in the emerging economies included in this survey tend to be [more religious](#) and more likely to consider religion to be important in their lives, and they are also more likely than people in this survey who live in advanced economies to say that belief in God is necessary to be moral. Differences occur *within* countries as well. In general, people who are relatively nonreligious are more inclined than highly religious people in the same countries to say it is *not* necessary to believe in God to be a moral person.

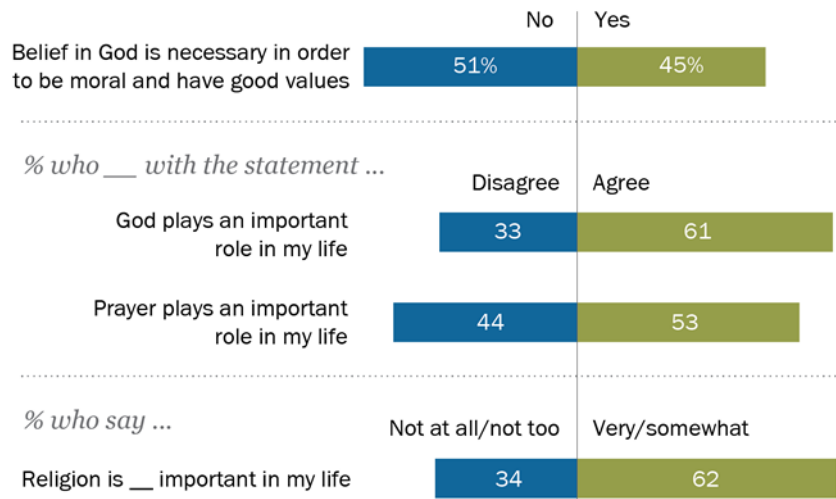
Despite variances in religious observance, a median of 62% across the countries surveyed say that religion plays an important role in their lives, while 61% agree that God plays an important role in their lives and 53% say the same about prayer. Since 1991, the share of people who say God is important to them has increased in Russia and Ukraine, while the opposite has occurred over the same time span in Western Europe.

In the eight Western European publics surveyed, a median of just 22% say belief in God is necessary to be moral, while in the six Eastern European

nations studied, a median of 33% share the same view. Prior research establishes the European continent as increasingly secular on the whole, though among Europeans, there are [notable differences between Eastern and Western countries](#) in attitudes toward religion and religious minorities.

Many say religion is important and God plays an important role in their lives, less consensus on belief in God and morality

% who say ...



Note: Percentages are medians based on 34 countries.

Source: Spring 2019 Global Attitudes Survey. Q30, Q66a-b & Q85.

PEW RESEARCH CENTER

Opinions on whether belief in God is necessary to have good values vary by region

Of all 13 countries surveyed in the European Union, Greece has the largest share of residents who tie belief in God to morality (53%), followed closely by Bulgaria (50%) and Slovakia (45%). Still, in many countries on the European continent, relatively few people say it is necessary to believe in God to be moral, including just 9% in Sweden, 14% in the Czech Republic and 15% in France.

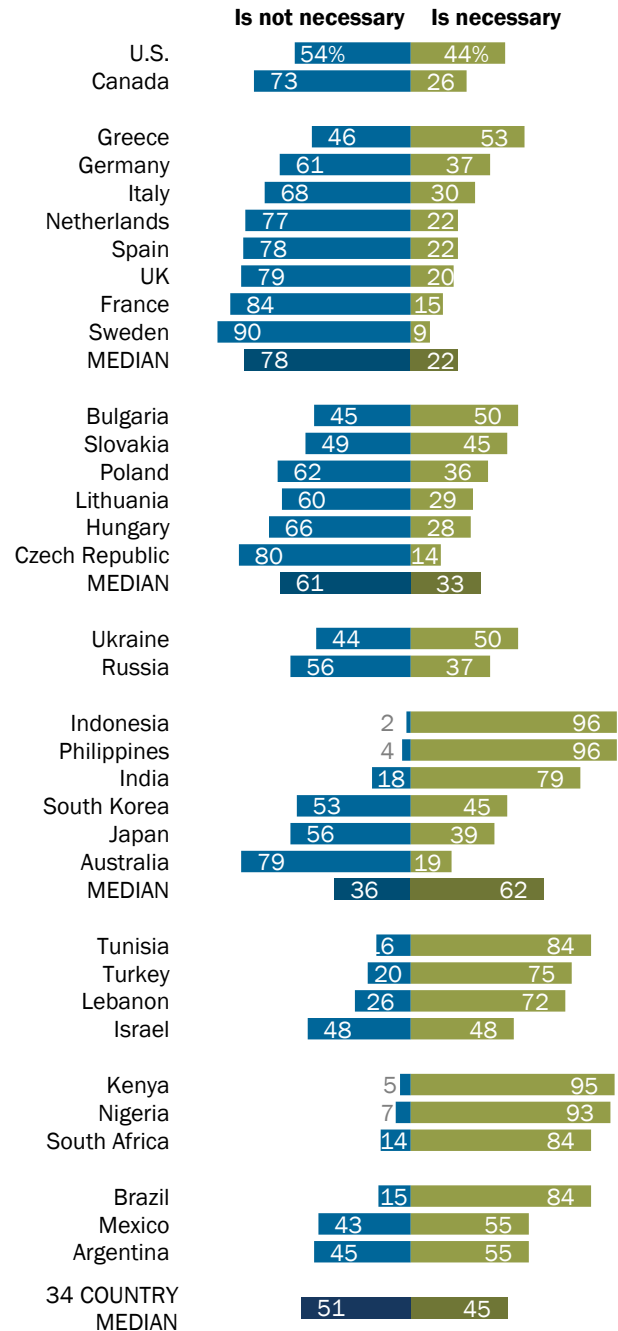
Less than half in both Canada and the U.S. say belief in God is necessary to be moral (26% and 44%, respectively). (For more on religion in the U.S., go to [“In a Politically Polarized Era, Sharp Divides in Both Partisan Coalitions.”](#))

By contrast, nearly everyone surveyed in Indonesia and the Philippines (96% each) draws a connection between belief in God and having good values. And nearly eight-in-ten (79%) in India say the same. But in East Asia, South Koreans are somewhat split on this question (53% say it is necessary, 46% say it is not), while smaller shares in Japan (39%) and Australia (19%) take the view that it’s necessary to believe in God to be a moral person.

Among those in the Middle East and North African nations surveyed, at least seven-in-ten in Lebanon (72%), Turkey (75%) and Tunisia (84%) think belief in God is necessary to have good values. Israelis are split on this question, with 48% of the population on either side.

Most in Western Europe say belief in God not needed to be moral

% who say belief in God ___ in order to be moral and have good values



Source: Spring 2019 Global Attitudes Survey. Q30.

PEW RESEARCH CENTER

Additionally, strong majorities in each of the sub-Saharan African nations surveyed say belief in God is necessary to be moral. Over nine-in-ten in Kenya and Nigeria (95% and 93%, respectively) connect belief in God with morality, while 84% of South Africans are of the same opinion.

Majorities in all three Latin American countries surveyed say that belief in God is necessary to be moral, with the highest share in Brazil (84%). Catholicism remains [the largest religion](#) in Latin America, and majorities of Catholics in all three nations surveyed think it is necessary to believe in God to be moral.

Strikingly, both Russia and Ukraine have seen an evolution of opinion on this question, but in opposite directions. Russia has seen an 11 percentage point increase since 2002 in the share who say belief in God is necessary to have good values, while Ukraine has seen an 11-point drop. Aside from Russia, only two other countries – Bulgaria and Japan – have seen significant increases in the share of their publics who hold this opinion (17 points and 10 points, respectively). In addition to Ukraine, four other countries – Mexico, Turkey, South Korea and the United States – have seen significant decreases in the percentage of their publics who say belief in God is necessary to be moral.

Connection between belief in God and morality over time

% who say it is necessary to believe in God in order to be moral and have good values

	2002	2019	Change
	%	%	
Bulgaria	33	50	+17
Russia	26	37	+11
Japan	29	39	+10
Mexico	61	55	-6
Turkey	84	75	-9
Ukraine	61	50	-11
South Korea	56	45	-11
U.S.	58	44	-14

Note: All differences shown are statistically significant.

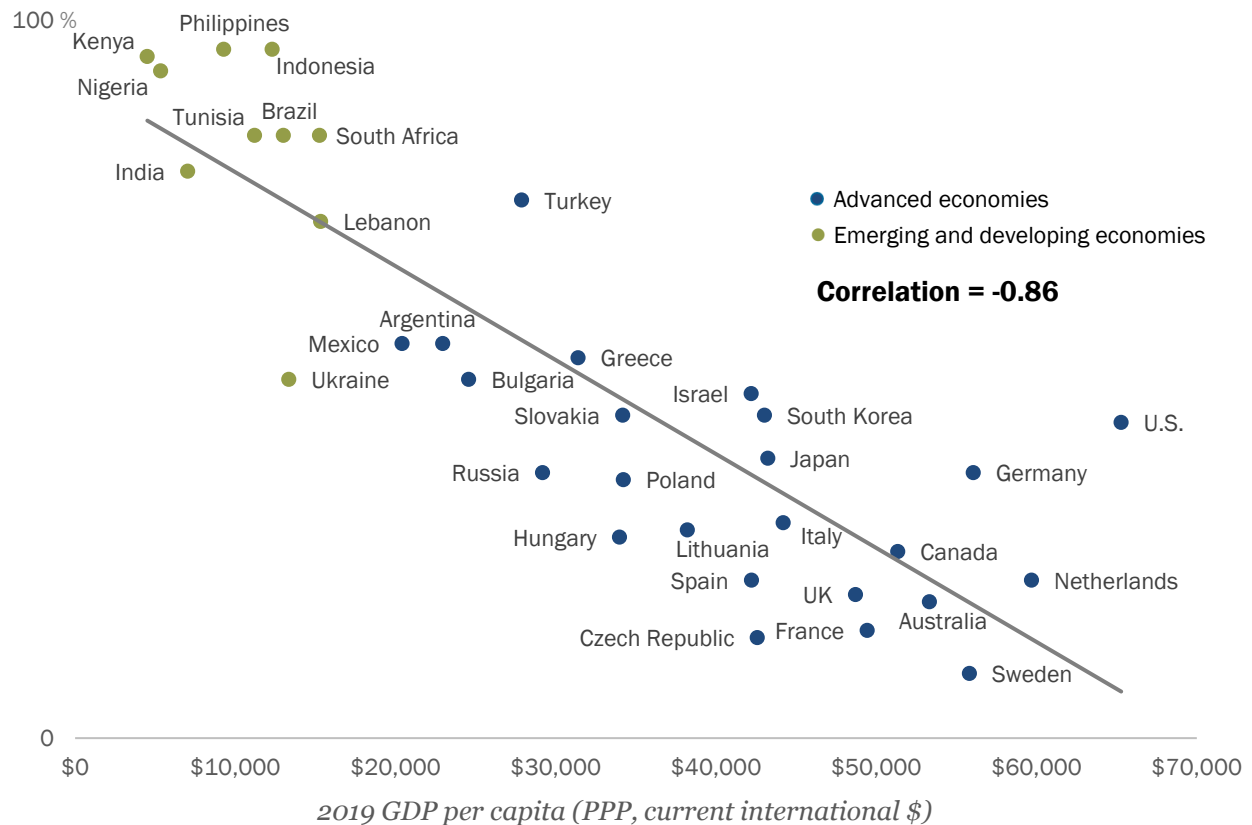
Source: Spring 2019 Global Attitudes Survey, Q30.

PEW RESEARCH CENTER

Differences in views on belief in God and morality by GDP per capita

Countries with higher GDP per capita less likely to tie belief in God to morality

% who say it is necessary to believe in God in order to be moral and have good values



Note: Figures for gross domestic product per capita, measured by purchasing power parity (PPP) in current international \$ from the World Development Indicators database, World Bank. Data accessed July 6, 2020. For more details, see Appendix B.
Source: Spring 2019 Global Attitudes Survey. Q30.

PEW RESEARCH CENTER

Overall, respondents in nations with lower gross domestic product are more likely to say that belief in God is necessary to be moral and have good values. In other words, there is an inverse relationship between GDP per capita and the percentage of the public that draws this connection between belief in God and morality. Statistical analysis shows a strong inverse correlation, with a coefficient of -0.86.

For example, in Kenya, which has the lowest GDP per capita of all 34 nations included in this analysis (\$4,509 in 2019) 95% of respondents express the view that belief in God is integral to being moral.

By contrast, only 9% of respondents in Sweden – which has one of the highest GDP per capita of the nations surveyed (\$55,815 in 2019) – say belief in God is necessary to be moral. This pattern is consistent with prior research that has found that [Europeans tend to be less religious](#) than people in many other parts of the world.

On an individual basis, those who earn at or above the median income threshold in most nations are significantly less likely to say that belief in God is necessary for morality. The largest difference between those at different income levels is in the U.S., where there is a 24 percentage point difference between those below the median income and those at or above it.

Those with higher incomes less likely to see belief in God as necessary

% who say it is necessary to believe in God in order to be moral and have good values

	Lower income	Higher income	Diff
	%	%	
U.S.	56	32	-24
Israel	64	42	-22
Argentina	68	48	-20
Bulgaria	58	39	-19
Hungary	37	18	-19
Lebanon	79	65	-14
Poland	43	29	-14
Canada	33	20	-13
Slovakia	56	44	-12
Germany	43	31	-12
Spain	28	16	-12
Australia	25	13	-12
Mexico	60	48	-12
Tunisia	91	80	-11
Russia	43	32	-11
Italy	35	24	-11
Netherlands	27	16	-11
UK	25	14	-11
Greece	59	49	-10
Ukraine	57	47	-10
Sweden	14	4	-10
Turkey	80	71	-9
South Korea	49	40	-9
Lithuania	34	25	-9
Czech Rep.	22	13	-9
France	19	10	-9

Note: Only statistically significant differences shown. Respondents with a household income below the approximate country median are considered lower income. Those with an income at or above the approximate country median are considered higher income.

Source: Spring 2019 Global Attitudes Survey, Q30.

PEW RESEARCH CENTER

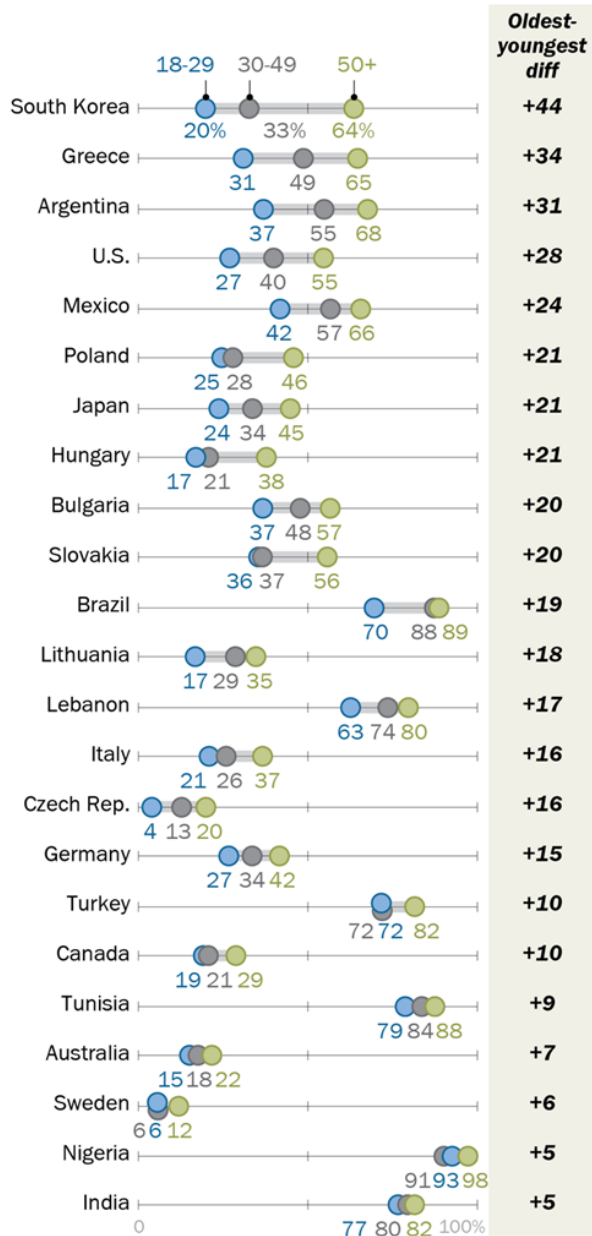
Most countries surveyed display generational gaps on the question of whether belief in God is necessary in order to be moral and have good values. In keeping with [past analyses](#) that found younger adults are generally less religious by several measures, 18- to 29-year-olds are the least likely to say it is necessary to believe in God to be moral. In a majority of the 34 countries surveyed, those ages 50 and older are significantly more likely than those ages 18 to 29 to think that belief in God is necessary for morality.

This is especially true in South Korea, where 64% of older adults take the position that belief in God is connected with morality, while only one-fifth of younger South Koreans say the same. The gap between adults ages 50 and older and adults ages 18 to 29 is equal to or greater than 20 percentage points in South Korea, Greece, Argentina, the U.S., Mexico, Poland, Japan, Hungary, Bulgaria and Slovakia.

Age gaps on this question are present in nearly every region of the world. In Nigeria, Tunisia, Turkey and Brazil, at least seven-in-ten people in every age group agree that belief in God is necessary to morality. However, in the Czech Republic and Sweden, no more than two-in-ten people in every age group take that position. In no country surveyed were 18- to 29-year-olds more likely than older age cohorts to say that it is necessary to believe in God to be moral.

Wide age gaps in most countries on whether belief in God is morally necessary

% who say it is necessary to believe in God in order to be moral and have good values



Note: Only statistically significant differences shown. Source: Spring 2019 Global Attitudes Survey. Q30.

PEW RESEARCH CENTER

More education connected with belief that God is not necessary to have good values

In most European and North American countries surveyed, individuals with more education are less likely to say that belief in God is necessary to be moral. This pattern closely tracks the connection between income levels and the way people answer this question, because there is a [significant correlation](#) between educational attainment and earnings.

In addition, there are differences on this question among respondents at different education levels in several other nations included in the 2019 survey. In 24 out of the 34 countries surveyed, respondents with higher levels of education are significantly less likely to say belief in God is necessary to be moral. There are no significant differences among the other 10 countries included in the survey.

Those with more education less likely to see belief in God as necessary

% who say it is necessary to believe in God in order to be moral and have good values

	Less education %	More education %	Diff
Argentina	59	26	-33
Mexico	67	36	-31
Greece	59	32	-27
Turkey	79	56	-23
Lebanon	79	60	-19
Tunisia	90	72	-18
U.S.	52	34	-18
Israel	56	39	-17
Hungary	32	15	-17
Brazil	91	77	-14
Germany	41	27	-14
Poland	40	26	-14
Italy	32	18	-14
Ukraine	52	39	-13
Slovakia	48	35	-13
Lithuania	33	20	-13
Netherlands	27	14	-13
Russia	45	33	-12
Canada	33	21	-12
Bulgaria	53	43	-10
South Korea	49	41	-8
UK	22	14	-8
Spain	24	17	-7
France	17	10	-7

Note: Only statistically significant differences shown. For the purpose of comparing educational groups across countries, education levels are standardized based on the UN's International Standard Classification of Education (ISCED). The "less education" category is below secondary education and the "more education" category is secondary or above in Brazil, India, Indonesia, Kenya, Lebanon, Mexico, Nigeria, Philippines, South Africa, Tunisia and Ukraine. The "less education" category is secondary education or below and the "more education" category is postsecondary or above in Argentina, Australia, Bulgaria, Canada, Czech Republic, France, Germany, Greece, Hungary, Israel, Italy, Japan, Lithuania, Netherlands, Poland, Russia, Slovakia, South Korea, Spain, Sweden, Turkey, the UK and the U.S.

Source: Spring 2019 Global Attitudes Survey. Q30.

PEW RESEARCH CENTER

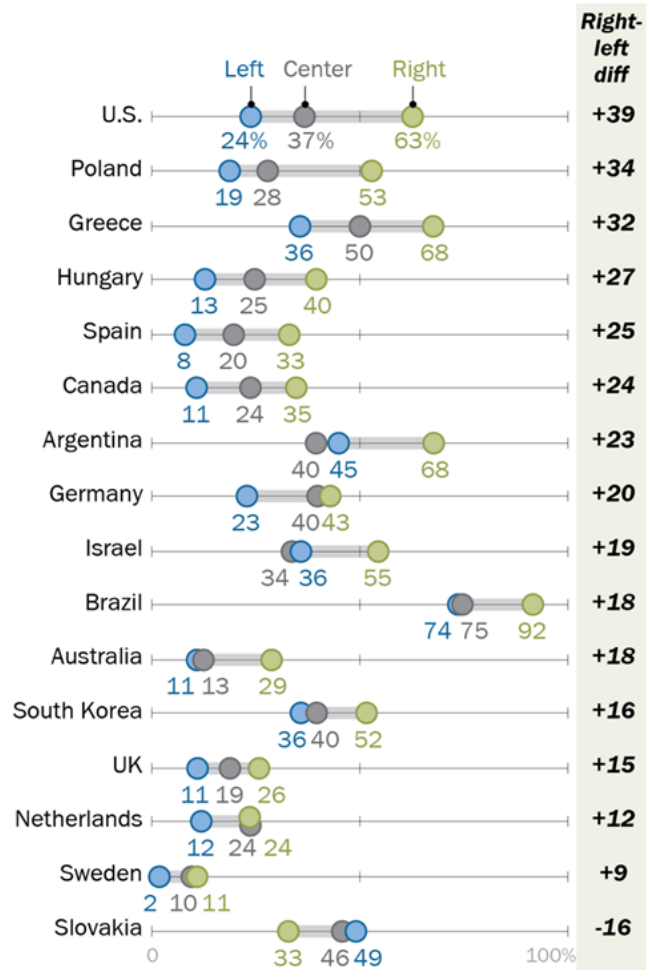
In 15 countries surveyed, those on the ideological right are significantly more likely to say it is necessary to believe in God in order to be moral and have good values (ideology is self-reported and varies by country). Majorities of those on the right in the U.S., Greece, Argentina and Israel say that belief in God is necessary for morality; less than half of those on the left in those countries say the same. The left-right gap exceeds 30 percentage points in the U.S., Poland and Greece.

Though only about one-in-ten right-leaning Swedes say that it is morally necessary to believe in God, the right-left gap persists even in Sweden: Just 2% of those on the left say the same. Those on the right also are significantly more likely to say it is necessary to believe in God in order to be moral in Hungary, Spain, Canada, Argentina, Germany, Israel, Brazil, Australia, South Korea, the UK, the Netherlands and Sweden.

Slovakia is the only country surveyed where those on the *left* are more likely to say that it is necessary to believe in God in order to be moral: 49% of those on the left in Slovakia agree, compared with 33% of those on the right.

Those on the ideological right more likely to say belief in God is necessary

% who say it is necessary to believe in God in order to be moral and have good values



Note: Only statistically significant differences shown. Source: Spring 2019 Global Attitudes Survey. Q30.

PEW RESEARCH CENTER

The importance of religion varies around the globe

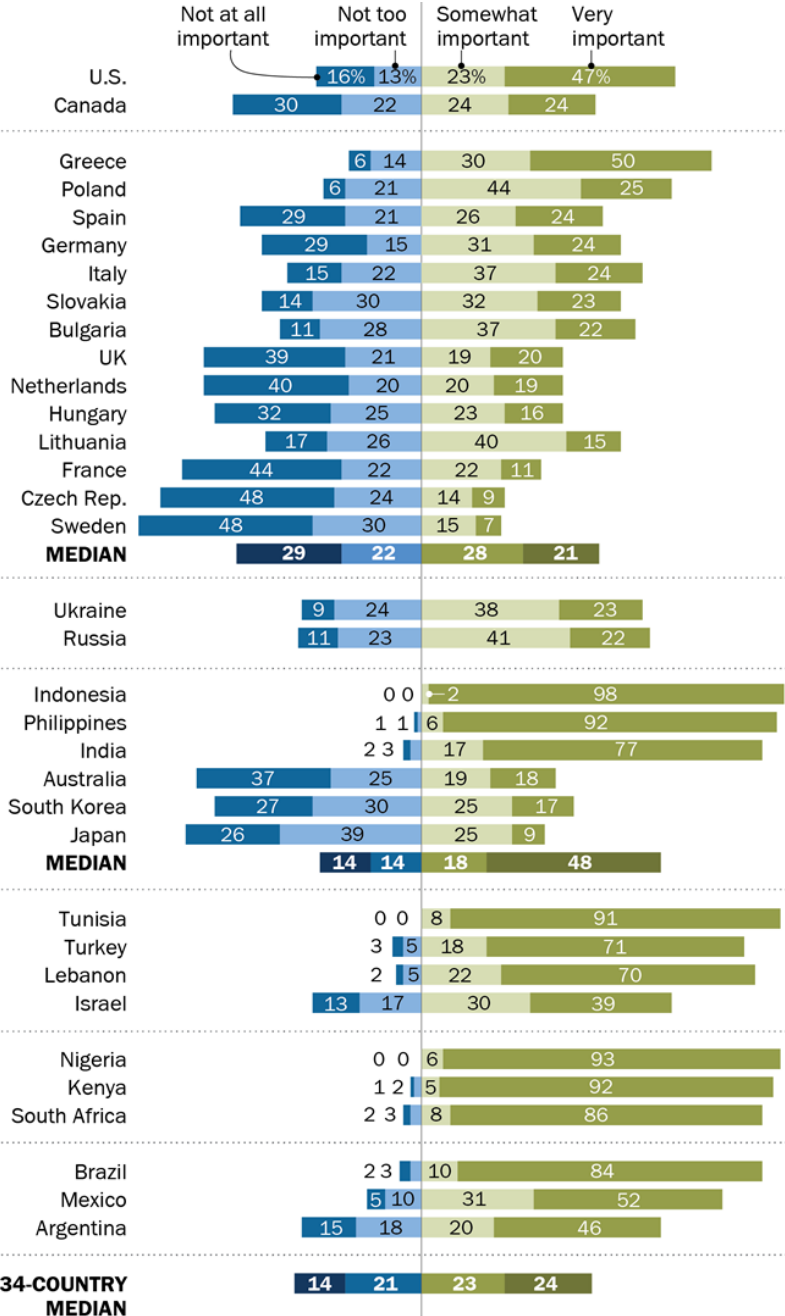
In most of the countries surveyed, more than half of the public says religion is either “very important” or “somewhat important” in their lives. However, Europeans generally show less religious commitment on this measure than people in other regions.

When asked about the importance of religion in their lives, majorities in 23 out of 34 countries say religion is very or somewhat important to them. This includes nine-in-ten or more in Indonesia, Nigeria, Tunisia, the Philippines, Kenya, India, South Africa, Brazil and Lebanon.

Majorities in several of these countries have particularly high levels of religious commitment, saying religion is *very* important their lives. Such attitudes are common in Indonesia (98%), the Philippines (92%), Tunisia (91%), Brazil (84%), India (77%), Turkey (71%), Lebanon (70%) and all African countries surveyed – 93% in Nigeria,

Europeans somewhat mixed on the importance of religion, but overall less committed

% who say religion is ___ in their life



Note: Those who did not answer are not shown.
Source: Spring 2019 Global Attitudes Survey. Q85.

92% in Kenya and 86% in South Africa.

Meanwhile, the European countries in the study tend to have much smaller shares who say religion is either very or somewhat important in their lives, including 22% of adults in Sweden, 23% in the Czech Republic, 33% in France and 39% in both the Netherlands and Hungary.

In multiple European nations, pluralities say religion is “not at all” important in their lives. This is the case in the Czech Republic, France, the Netherlands, Sweden and the United Kingdom, where adults are more likely to say religion is not at all important in their lives than to choose any other answer option.

On the other hand, more than six-in-ten respondents in Greece, Poland and Italy say religion is very or somewhat important in their lives. More people in Greece say religion is at least somewhat important to them (80%) than in any other European country. Lesser majorities in Germany, Slovakia, Lithuania (each at 55%) and Bulgaria (59%) say religion is at least somewhat important to them.

More say God plays an important role in life than say the same about prayer

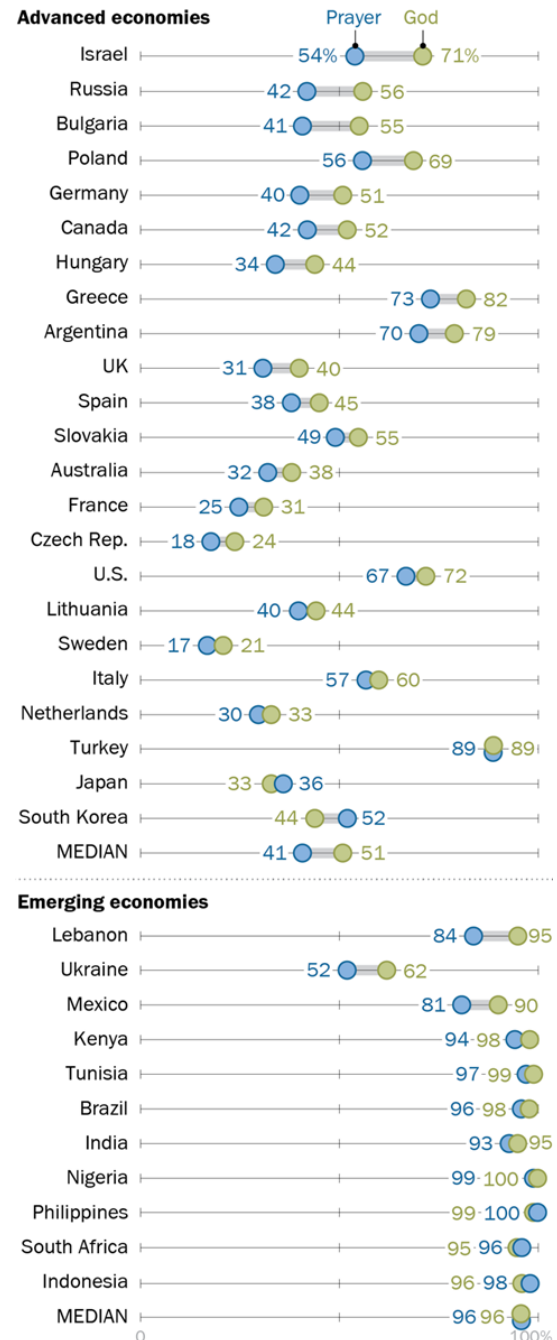
When asked separate questions about the roles that prayer and God play in their lives, more respondents say that God is important than say that prayer is important, though strong majorities in half of the countries surveyed say that both are important to them. Across 34 countries, a median of 61% say that God plays an important role in their lives, compared with 53% who say that prayer is important in their daily life.

Just as respondents in wealthier countries tend to disagree that it is necessary to believe in God to be a moral person, people in wealthier countries generally say that God and prayer are not especially important in their lives (For more on advanced and emerging economies, see [Appendix B](#)). People in emerging economies are more than twice as likely as people in advanced economies to agree that prayer is an important part of daily life. Nine-in-ten or more respondents in all the emerging economies surveyed (except for Ukraine) say that God plays an important role in their lives. By contrast, less than half of respondents in 11 of the economically advanced countries surveyed consider God to be important in life. Similarly, while a median of 41% across these advanced economies say that prayer is an important part of daily life, 96% of those in emerging economies say that it is.

In some countries, respondents are less likely to say that prayer is an important part of daily life

In most countries, a majority say God plays an important role in their life

% who say ___ plays an important role in their life



Source: Spring 2019 Global Attitudes Survey. Q66a&b. For more details, see Appendix B.

PEW RESEARCH CENTER

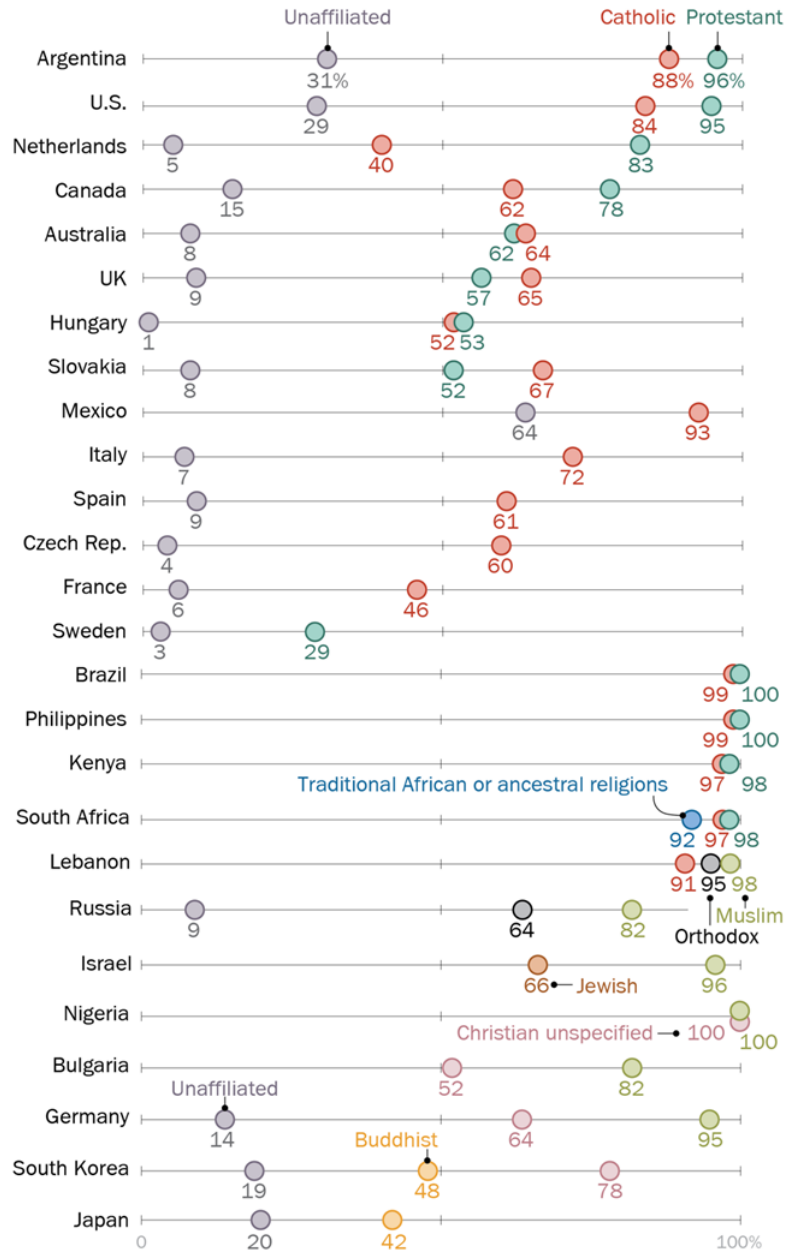
than they are to say that God is important in their lives. For example, 71% of Israeli respondents say that God is important in their life, while 54% say the same about prayer. Muslim Israelis drive much of this sentiment. Among Muslim Israelis, 96% say God is important in their life, compared with 66% of Jewish Israelis; 81% of Muslim Israelis say prayer is important, compared with 50% of Jewish Israelis.

Views on whether God plays an important role in life differ substantially based on religious affiliation as well. Not surprisingly, in most countries relatively few religiously unaffiliated people (those who say they are atheist, agnostic or “nothing in particular”) agree that God is important in their lives. Still, around three-in-ten religiously unaffiliated people in Argentina and the U.S. say that God is important to them, and a *majority* of religiously unaffiliated people in Mexico say that God plays an important role in their lives.

There is near unanimous agreement that God is important in life among people of all major religious affiliations in Brazil, the Philippines and Kenya, as well as among all Muslim and Christian respondents in Nigeria.

Religiously unaffiliated people are much less inclined to see God as important in their lives

% who say God plays an important role in their life



Source: Spring 2019 Global Attitudes Survey. Q66b.

PEW RESEARCH CENTER

The rising significance of God after the dissolution of the Soviet Union

Following [well-documented trends](#) that trace the decline of Christianity in Western Europe, the share of Europeans who say that God plays an important role in life has declined since 1991. Spain, Italy and Poland had the most dramatic decreases, with declines of 26, 21 and 14 percentage points, respectively. This trend is mirrored in many other European countries, including Lithuania. Since the collapse of the USSR, Lithuania has seen a 12 percentage point drop in the share of its public that feels God plays an important role in their lives.

At the same time, other former Soviet republics where religion was harshly repressed or [effectively banned](#) during the Soviet period have experienced an *increase* in the percentage of people who say God plays an important role in life. Both Ukraine and Russia have experienced double-digit increases in the share of people who agree that God is important to them. In Bulgaria, a former satellite state of the USSR, 41% said in 1991 that God was important in their lives. Today, a majority of Bulgarian respondents (55%) express that view.

Similar trends hold for those who say prayer is an important part of their daily lives.

Importance of God has declined in many European nations since 1991, but has increased in former Soviet Union

% who say God plays an important role in their life

	1991	2019	Change
	%	%	
Spain	71	45	-26
Italy	81	60	-21
Poland	83	69	-14
France	43	31	-12
Lithuania	56	44	-12
UK	48	40	-8
Czech Rep.	30	24	-6
Slovakia	60	55	-5
Hungary	45	44	-1
Germany	48	51	+3
Ukraine	50	62	+12
Bulgaria	41	55	+14
Russia	40	56	+16

Note: Statistically significant differences shown in bold.

Source: Spring 2019 Global Attitudes Survey, Q66b.

PEW RESEARCH CENTER

Acknowledgments

This report is a collaborative effort based on the input and analysis of the following individuals.

Christine Tamir, *Research Analyst*

Aidan Connaughton, *Research Assistant*

Ariana Monique Salazar, *Research Analyst*

James Bell, *Vice President, Global Strategy*

Alexandra Castillo, *Research Associate*

Jeremiah Cha, *Research Assistant*

Alan Cooperman, *Director, Religion Research*

Stefan S. Cornibert, *Communications Manager*

Claudia Deane, *Vice President, Research*

Kat Devlin, *Research Associate*

Moira Fagan, *Research Analyst*

Janell Fetterolf, *Research Associate*

Shannon Greenwood, *Digital Producer*

Christine Huang, *Research Analyst*

Michael Keegan, *Senior Information Graphics Designer*

David Kent, *Copy Editor*

Nicholas O. Kent, *Research Assistant*

Colin Lahiff, *Communications Associate*

Gar Meng Leong, *Communications Associate*

Clark Letterman, *Senior Survey Manager*

Gracie Martinez, *Administrative Coordinator*

J.J. Moncus, *Research Assistant*

Martha McRoy, *Research Methodologist*

Mara Mordecai, *Research Assistant*

Patrick Moynihan, *Associate Director, International Research Methods*

Reem Nadeem, *Associate Digital Producer*

Stacy Pancratz, *Research Methodologist*

Jacob Poushter, *Associate Director, Global Attitudes Research*

Neha Sahgal, *Associate Director, Research*

Aleksandra Sandstrom, *Copy Editor*

Shannon Schumacher, *Research Associate*

Laura Silver, *Senior Researcher*

Richard Wike, *Director, Global Attitudes Research*

Methodology

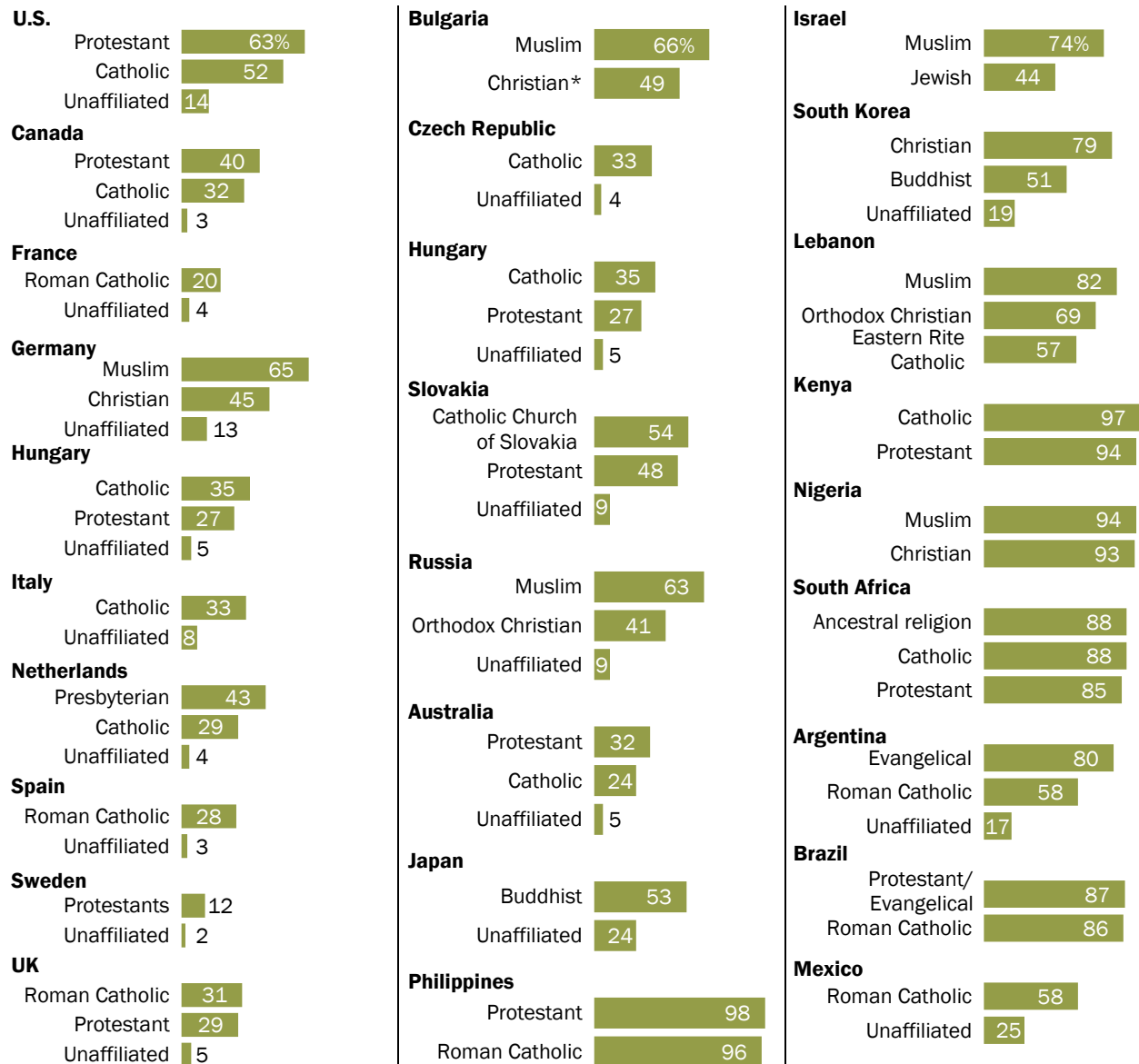
About Pew Research Center's Spring 2019 Global Attitudes Survey

Results for the survey are based on telephone and face-to-face interviews conducted under the direction of Gallup and Abt Associates. The results are based on national samples, unless otherwise noted. More details about our international survey methodology and country-specific sample designs are [available here](#).

Appendix A: Connection between God and morality by religious affiliation

Morality and belief in God by religious affiliation

% who say it is necessary to believe in God in order to be moral and have good values



* Christian includes Orthodox.

Source: Spring 2019 Global Attitudes Survey. Q30.

PEW RESEARCH CENTER

There are differences by religious affiliation in many countries on whether it is necessary to believe in God in order to be moral and have good values.

While majorities in three of Lebanon's largest religious groups (Muslims, Orthodox Christians and Eastern Rite Catholics) see belief in God as essential to be moral, a larger majority of Lebanese Muslims (82%) than Eastern Rite Catholics (57%) share this view. Additionally, there are large differences by religion in Israel. Over seven-in-ten Muslims in the country say it is necessary to believe in God to have good values, while only 44% of Jewish respondents say the same.

Respondents in the three African countries surveyed say that belief in God is important for morals and values, regardless of religious affiliation. In Nigeria, similar shares of Christians (93%) and Muslims (94%) say belief in God is necessary to be moral and have good values. This pattern holds in Kenya, where similar shares of Protestants and Catholics (94% and 97%, respectively) share this view. In South Africa, 85% of Protestants and 88% of both Catholics and those of traditional African or ancestral religions say it is necessary.

Appendix B: Economic categorization

For this report we grouped countries into two economic categories: “advanced” and “emerging and developing.” In the report, this category is referred to as “emerging.” These categories are fairly common in specialized and popular discussions and are helpful for analyzing how public attitudes vary with economic circumstances. However, no single, agreed-upon scheme exists for placing countries into these three categories. For example, even the World Bank and International Monetary Fund do not always agree on how to categorize economies.

In creating our economic classification of the 34 countries in our survey, we relied on multiple sources and criteria. Specifically, we were guided by: World Bank income classifications; per capita Gross Domestic Product (GDP); total size of the country’s economy, as measured by GDP.

Below is a table that outlines the countries that fall into each of the two categories. The table includes for each country the World Bank income classification, the 2019 GDP per capita based on purchasing power parity (PPP) in current prices and the 2019 GDP in current U.S. dollars.

Economic categorization

	World Bank income group	2019 GDP per capita (PPP)	2019 GDP (current US\$ billions)	
Advanced economies	Argentina	Upper middle	22,947	450
	Australia	High income	53,320	1,393
	Bulgaria	Upper middle	24,561	68
	Canada	High income	51,342	1,736
	Czech Republic	High income	42,576	247
	France	High income	49,435	2,716
	Germany	High income	56,052	3,846
	Greece	High income	31,399	210
	Hungary	High income	33,979	161
	Israel	High income	42,194	395
	Italy	High income	44,197	2,001
	Japan	High income	43,236	5,082
	Lithuania	High income	38,214	54
	Mexico	Upper middle	20,411	1,258
	Netherlands	High income	59,687	909
	Poland	High income	34,218	592
	Russia	Upper middle	29,181	1,700
	Slovakia	High income	34,178	105
	South Korea	High income	43,029	1,642
	Spain	High income	42,214	1,394
Sweden	High income	55,815	531	
Turkey	Upper middle	27,875	754	
UK	High income	48,710	2,827	
U.S.	High income	65,281	21,428	
Emerging and developing economies	Brazil	Upper middle	15,259	1,840
	India	Lower middle	7,034	2,875
	Indonesia	Lower middle	12,302	1,119
	Kenya	Lower middle	4,509	96
	Lebanon	Upper middle	15,327	53
	Nigeria	Lower middle	5,348	448
	Philippines	Lower middle	9,277	377
	South Africa	Upper middle	12,999	351
	Tunisia	Lower middle	11,201	39
	Ukraine	Lower middle	13,341	154

Source: World Bank, accessed July 13, 2020.

PEW RESEARCH CENTER

Topline questionnaire

**Pew Research Center
Spring 2019 Global Attitudes Survey
July 20, 2020 Release**

Methodological notes:

- Survey results are based on national samples. For further details on sample designs, see Methodology section and our [international survey methods database](#).
- Due to rounding, percentages may not total 100%. The topline “total” columns show 100%, because they are based on unrounded numbers.
- Since 2007, Pew Research Center has used an automated process to generate toplines for its Global Attitudes surveys. As a result, numbers may differ slightly from those published prior to 2007.
- For some countries, trends for certain years are omitted due to differences in sample design or population coverage. Omitted trends often reflect less representative samples than more recent surveys in the same countries. Trends that are omitted include:
 - India prior to Winter 2013-2014
 - Brazil prior to 2010
 - Nigeria prior to 2010
 - South Africa in 2007
 - Indonesia prior to 2005
- Not all questions included in the Spring 2019 Global Attitudes Survey are presented in this topline. Omitted questions have either been previously released or will be released in future reports.

		Q30. Which of the following statements comes closest to your opinion? It is not necessary to believe in God in order to be moral and have good values OR It is necessary to believe in God in order to be moral and have good values?			
		It is not necessary to believe in God in order to be moral and have good values	It is necessary to believe in God in order to be moral and have good values	DK/Refused	Total
United States	Spring, 2019	54	44	2	100
	Spring, 2011	46	53	2	100
	Spring, 2007	41	57	2	100
	Summer, 2002	40	58	2	100
Canada	Spring, 2019	73	26	2	100
	Spring, 2013	67	31	2	100
	Spring, 2007	67	30	3	100
	Summer, 2002	68	30	2	100
France	Spring, 2019	84	15	1	100
	Spring, 2011	85	15	0	100
	Spring, 2007	83	17	0	100
	Summer, 2002	86	13	1	100
Germany	Spring, 2019	61	37	2	100
	Spring, 2011	66	33	1	100
	Spring, 2007	60	39	2	100
	Summer, 2002	66	33	1	100
Greece	Spring, 2019	46	53	1	100
	Spring, 2013	50	49	1	100
Italy	Spring, 2019	68	30	1	100
	Spring, 2013	71	27	2	100
	Spring, 2007	71	24	5	100
	Summer, 2002	70	27	3	100
Netherlands	Spring, 2019	77	22	1	100
Spain	Spring, 2019	78	22	1	100
	Spring, 2011	80	19	1	100
	Spring, 2007	71	25	4	100
Sweden	Spring, 2019	90	9	1	100
	Spring, 2007	86	10	4	100
United Kingdom	Spring, 2019	79	20	1	100
	Spring, 2011	78	20	2	100
	Spring, 2007	75	22	3	100
	Summer, 2002	73	25	2	100
Bulgaria	Spring, 2019	45	50	5	100
	Spring, 2007	68	24	8	100
	Summer, 2002	59	33	8	100

		Q30. Which of the following statements comes closest to your opinion? It is not necessary to believe in God in order to be moral and have good values OR It is necessary to believe in God in order to be moral and have good values?			
		It is not necessary to believe in God in order to be moral and have good values	It is necessary to believe in God in order to be moral and have good values	DK/Refused	Total
Czech Republic	Spring, 2019	80	14	6	100
	Spring, 2013	78	19	2	100
	Spring, 2007	85	14	1	100
	Summer, 2002	85	13	1	100
Hungary	Spring, 2019	66	28	6	100
Lithuania	Spring, 2019	60	29	11	100
	Spring, 2011	68	27	5	100
Poland	Spring, 2019	62	36	3	100
	Spring, 2013	51	44	5	100
	Spring, 2011	61	36	3	100
	Spring, 2007	69	29	2	100
	Summer, 2002	60	38	2	100
Slovakia	Spring, 2019	49	45	5	100
	Spring, 2007	64	34	2	100
	Summer, 2002	53	46	1	100
Russia	Spring, 2019	56	37	7	100
	Spring, 2013	55	38	7	100
	Spring, 2011	55	39	6	100
	Spring, 2007	68	26	6	100
	Summer, 2002	72	26	2	100
Ukraine	Spring, 2019	44	50	6	100
	Spring, 2011	37	57	6	100
	Spring, 2007	50	42	7	100
	Summer, 2002	37	61	2	100
Australia	Spring, 2019	79	19	2	100
	Spring, 2013	76	23	1	100
India	Spring, 2019	18	79	2	100
	Winter, 2013-2014	24	70	6	100
Indonesia	Spring, 2019	2	96	2	100
	Spring, 2013	1	99	0	100
	Spring, 2011	2	97	1	100
	Spring, 2007	1	98	0	100
Japan	Spring, 2019	56	39	5	100
	Spring, 2011	55	42	3	100
	Spring, 2007	53	33	14	100
	Summer, 2002	66	29	5	100

		Q30. Which of the following statements comes closest to your opinion? It is not necessary to believe in God in order to be moral and have good values OR It is necessary to believe in God in order to be moral and have good values?			
		It is not necessary to believe in God in order to be moral and have good values	It is necessary to believe in God in order to be moral and have good values	DK/Refused	Total
Philippines	Spring, 2019	4	96	0	100
	Spring, 2013	7	93	0	100
	Summer, 2002	8	92	0	100
South Korea	Spring, 2019	53	45	2	100
	Spring, 2013	44	54	2	100
	Spring, 2007	37	56	8	100
	Summer, 2002	40	56	4	100
Israel	Spring, 2019	48	48	4	100
	Spring, 2013	59	37	4	100
	Spring, 2011	57	39	4	100
	Spring, 2007	55	43	3	100
Lebanon	Spring, 2019	26	72	1	100
	Spring, 2013	30	69	1	100
	Spring, 2011	30	69	1	100
	Spring, 2007	33	66	1	100
Tunisia	Spring, 2019	16	84	0	100
	Spring, 2013	25	74	1	100
Turkey	Spring, 2019	20	75	5	100
	Spring, 2013	9	87	4	100
	Spring, 2011	9	86	5	100
	Spring, 2007	12	84	4	100
	Summer, 2002	15	84	1	100
Kenya	Spring, 2019	5	95	0	100
	Spring, 2013	20	79	0	100
	Spring, 2011	7	92	1	100
	Spring, 2007	18	81	1	100
	Summer, 2002	8	92	0	100
Nigeria	Spring, 2019	7	93	0	100
	Spring, 2013	8	91	0	100
South Africa	Spring, 2019	14	84	2	100
	Spring, 2013	21	75	4	100
	Summer, 2002	18	81	1	100
Argentina	Spring, 2019	45	55	1	100
	Spring, 2013	52	47	1	100
	Spring, 2007	52	45	3	100
	Summer, 2002	47	52	1	100

		Q30. Which of the following statements comes closest to your opinion? It is not necessary to believe in God in order to be moral and have good values OR It is necessary to believe in God in order to be moral and have good values?			
		It is not necessary to believe in God in order to be moral and have good values	It is necessary to believe in God in order to be moral and have good values	DK/Refused	Total
Brazil	Spring, 2019	15	84	1	100
	Spring, 2013	13	86	0	100
	Spring, 2011	14	86	0	100
Mexico	Spring, 2019	43	55	3	100
	Spring, 2013	40	56	4	100
	Spring, 2011	44	55	1	100
	Spring, 2007	44	53	3	100
	Summer, 2002	38	61	1	100

		Q66a. Please tell me whether you completely agree, mostly agree, mostly disagree or completely disagree with the following statements. a. Prayer is an important part of my daily life					
		Completely agree	Mostly agree	Mostly disagree	Completely disagree	DK/Refused	Total
United States	Spring, 2019	43	24	11	20	1	100
	Spring, 1990	46	31	16	6	1	100
Canada	Spring, 2019	21	21	19	38	1	100
France	Spring, 2019	9	16	18	56	2	100
	Spring, 1991	14	18	19	49	2	100
Germany	Spring, 2019	20	20	15	43	1	100
	Spring, 1991	13	32	26	23	7	100
Greece	Spring, 2019	47	26	18	8	1	100
Italy	Spring, 2019	23	34	19	22	2	100
	Spring, 1991	34	35	13	17	1	100
Netherlands	Spring, 2019	16	14	15	54	1	100
Spain	Spring, 2019	21	17	16	44	1	100
	Spring, 1991	29	22	17	29	3	100
Sweden	Spring, 2019	10	7	9	74	0	100
United Kingdom	Spring, 2019	17	14	19	49	1	100
	Spring, 1991	15	22	24	38	1	100
Bulgaria	Spring, 2019	18	23	32	24	3	100
	Spring, 1991	16	16	21	41	5	100
Czech Republic	Spring, 2019	9	9	18	57	7	100
	Spring, 1991	10	13	21	51	5	100
Hungary	Spring, 2019	16	18	18	43	5	100
	Spring, 1991	22	20	20	38	1	100
Lithuania	Spring, 2019	12	28	29	25	5	100
	Spring, 1991	19	24	22	31	4	100

		Q66a. Please tell me whether you completely agree, mostly agree, mostly disagree or completely disagree with the following statements. a. Prayer is an important part of my daily life					
		Completely agree	Mostly agree	Mostly disagree	Completely disagree	DK/Refused	Total
Poland	Spring, 2019	18	38	26	13	5	100
	Spring, 1991	35	36	20	6	2	100
Slovakia	Spring, 2019	21	28	27	20	3	100
	Spring, 1991	22	24	24	25	5	100
Russia	Spring, 2019	18	24	27	26	4	100
	Spring, 1991	8	20	16	50	7	100
Ukraine	Spring, 2019	23	29	23	20	5	100
	Spring, 1991	12	25	20	37	5	100
Australia	Spring, 2019	16	16	22	43	2	100
India	Spring, 2019	79	14	3	2	1	100
Indonesia	Spring, 2019	95	3	0	0	1	100
Japan	Spring, 2019	11	25	32	31	2	100
Philippines	Spring, 2019	92	8	0	0	0	100
South Korea	Spring, 2019	21	31	21	25	2	100
Israel	Spring, 2019	33	21	21	23	2	100
Lebanon	Spring, 2019	67	17	10	4	1	100
Tunisia	Spring, 2019	91	6	1	1	0	100
Turkey	Spring, 2019	71	18	5	3	2	100
Kenya	Spring, 2019	78	16	3	3	0	100
Nigeria	Spring, 2019	93	6	0	0	0	100
South Africa	Spring, 2019	77	19	3	2	0	100
Argentina	Spring, 2019	36	34	16	13	1	100
Brazil	Spring, 2019	84	12	2	2	1	100
Mexico	Spring, 2019	22	59	14	3	2	100

		Q66b. Please tell me whether you completely agree, mostly agree, mostly disagree or completely disagree with the following statements. b. God plays an important role in my life					
		Completely agree	Mostly agree	Mostly disagree	Completely disagree	DK/Refused	Total
United States	Spring, 2019	51	21	9	17	1	100
Canada	Spring, 2019	27	25	16	31	1	100
France	Spring, 2019	14	17	15	51	2	100
	Spring, 1991	22	21	20	33	3	100
Germany	Spring, 2019	26	25	15	33	1	100
	Spring, 1991	15	33	25	21	7	100
Greece	Spring, 2019	55	27	11	5	1	100
Italy	Spring, 2019	20	40	17	20	2	100
	Spring, 1991	47	34	7	10	2	100
Netherlands	Spring, 2019	19	14	18	48	1	100
Spain	Spring, 2019	27	18	16	37	1	100
	Spring, 1991	46	25	10	14	5	100
Sweden	Spring, 2019	10	11	12	66	1	100
United Kingdom	Spring, 2019	22	18	15	44	1	100
	Spring, 1991	23	25	23	25	4	100
Bulgaria	Spring, 2019	23	32	28	13	4	100
	Spring, 1991	20	21	19	35	6	100
Czech Republic	Spring, 2019	11	13	19	49	7	100
	Spring, 1991	14	16	25	41	5	100
Hungary	Spring, 2019	19	25	18	33	6	100
	Spring, 1991	23	22	21	32	1	100
Lithuania	Spring, 2019	13	31	25	25	6	100
	Spring, 1991	25	31	18	21	5	100
Poland	Spring, 2019	27	42	19	8	4	100
	Spring, 1991	45	38	12	3	3	100
Slovakia	Spring, 2019	25	30	26	15	4	100
	Spring, 1991	30	30	17	16	7	100
Russia	Spring, 2019	23	33	20	18	6	100
	Spring, 1991	13	27	17	35	6	100
Ukraine	Spring, 2019	28	34	18	11	8	100
	Spring, 1991	19	31	17	26	6	100
Australia	Spring, 2019	19	19	22	39	2	100
India	Spring, 2019	77	18	2	1	1	100
Indonesia	Spring, 2019	91	5	1	1	2	100
Japan	Spring, 2019	9	24	38	27	2	100
Philippines	Spring, 2019	93	6	1	0	0	100
South Korea	Spring, 2019	17	27	25	30	1	100
Israel	Spring, 2019	45	26	14	13	2	100
Lebanon	Spring, 2019	80	15	3	1	1	100
Tunisia	Spring, 2019	96	3	0	0	0	100
Turkey	Spring, 2019	73	16	4	3	3	100
Kenya	Spring, 2019	86	12	1	1	0	100

		Q66b. Please tell me whether you completely agree, mostly agree, mostly disagree or completely disagree with the following statements. b. God plays an important role in my life					
		Completely agree	Mostly agree	Mostly disagree	Completely disagree	DK/Refused	Total
Nigeria	Spring, 2019	95	5	0	0	0	100
South Africa	Spring, 2019	76	19	1	3	1	100
Argentina	Spring, 2019	44	35	9	10	2	100
Brazil	Spring, 2019	90	8	1	1	0	100
Mexico	Spring, 2019	33	57	7	2	1	100

		Q85. How important is religion in your life: very important, somewhat important, not too important, or not at all important?					
		Very important	Somewhat important	Not too important	Not at all important	DK/Refused	Total
United States	Spring, 2019	47	23	13	16	1	100
	Spring, 2018	47	26	11	15	1	100
	Spring, 2016	52	25	10	12	1	100
	Spring, 2015	53	22	11	13	1	100
	Spring, 2012	54	24	11	9	2	100
	Spring, 2011	50	27	10	11	1	100
	Spring, 2010	56	25	9	9	1	100
	Fall, 2009	55	27	8	9	1	100
	Spring, 2009	53	29	8	9	1	100
	Spring, 2008	55	27	9	7	2	100
	Spring, 2007	56	26	9	8	1	100
	Spring, 2006	54	29	10	6	1	100
Summer, 2002	59	25	8	6	1	100	
Canada	Spring, 2019	24	24	22	30	1	100
	Spring, 2018	29	26	22	22	1	100
	Spring, 2016	25	29	19	26	1	100
	Spring, 2015	27	26	16	29	2	100
	Spring, 2013	24	29	18	26	2	100
	Spring, 2009	29	28	19	23	1	100
	Spring, 2007	27	31	19	22	1	100
	Summer, 2002	30	30	18	21	1	100
France	Spring, 2019	11	22	22	44	1	100
	Spring, 2018	12	18	28	42	0	100
	Spring, 2016	14	24	26	36	0	100
	Spring, 2015	14	26	24	37	0	100
	Spring, 2011	13	23	25	38	0	100
	Spring, 2010	12	22	24	43	0	100
	Fall, 2009	13	24	27	36	0	100
	Spring, 2009	13	24	23	39	1	100
	Spring, 2008	10	27	26	36	0	100
	Spring, 2007	12	26	27	36	0	100
	Spring, 2006	13	31	25	30	0	100
	Summer, 2002	11	27	28	33	1	100

		Q85. How important is religion in your life: very important, somewhat important, not too important, or not at all important?					
		Very important	Somewhat important	Not too important	Not at all important	DK/Refused	Total
Germany	Spring, 2019	24	31	15	29	1	100
	Spring, 2018	21	32	19	28	1	100
	Spring, 2016	21	35	21	23	0	100
	Spring, 2015	21	33	20	26	0	100
	Spring, 2011	21	31	23	24	1	100
	Spring, 2010	25	32	20	23	1	100
	Fall, 2009	25	32	18	24	1	100
	Spring, 2009	24	32	18	25	1	100
	Spring, 2008	22	35	21	21	0	100
	Spring, 2007	24	32	20	24	1	100
	Spring, 2006	30	30	20	21	0	100
Summer, 2002	21	28	25	25	0	100	
Greece	Spring, 2019	50	30	14	6	0	100
	Spring, 2018	48	33	14	5	0	100
	Spring, 2017	46	34	14	5	1	100
	Spring, 2016	47	35	13	5	0	100
	Spring, 2013	35	42	16	5	1	100
	Spring, 2012	38	42	14	6	1	100
Italy	Spring, 2019	24	37	22	15	2	100
	Spring, 2018	19	45	23	10	4	100
	Spring, 2017	16	41	27	12	4	100
	Spring, 2016	26	47	19	6	1	100
	Spring, 2015	26	39	19	13	3	100
	Spring, 2013	30	39	17	10	4	100
	Spring, 2012	26	40	20	12	3	100
	Fall, 2009	24	47	20	8	2	100
	Spring, 2007	25	45	19	8	3	100
	Summer, 2002	27	42	21	8	1	100
Netherlands	Spring, 2019	19	20	20	40	0	100
	Spring, 2018	17	23	23	36	1	100
	Spring, 2016	16	22	23	39	0	100
Spain	Spring, 2019	24	26	21	29	1	100
	Spring, 2018	21	25	21	33	1	100
	Spring, 2016	18	23	19	39	1	100
	Spring, 2015	21	26	20	31	1	100
	Spring, 2011	22	27	19	31	1	100
	Spring, 2010	24	30	16	30	0	100
	Fall, 2009	23	32	21	24	1	100
	Spring, 2009	23	29	19	28	1	100
	Spring, 2008	19	27	23	30	1	100
	Spring, 2007	18	26	24	31	1	100
Spring, 2006	25	23	24	27	1	100	

		Q85. How important is religion in your life: very important, somewhat important, not too important, or not at all important?					
		Very important	Somewhat important	Not too important	Not at all important	DK/Refused	Total
Sweden	Spring, 2019	7	15	30	48	0	100
	Spring, 2018	7	17	29	46	0	100
	Spring, 2016	9	15	31	45	0	100
	Spring, 2007	8	17	27	47	1	100
United Kingdom	Spring, 2019	20	19	21	39	1	100
	Spring, 2018	21	20	23	34	1	100
	Spring, 2016	16	23	26	34	1	100
	Spring, 2015	21	23	20	34	2	100
	Spring, 2011	17	21	21	40	1	100
	Spring, 2010	17	25	23	34	1	100
	Fall, 2009	19	26	23	31	1	100
	Spring, 2009	21	25	22	31	1	100
	Spring, 2008	18	24	23	34	1	100
	Spring, 2007	18	24	24	34	1	100
	Spring, 2006	25	37	26	13	1	100
Bulgaria	Spring, 2019	22	37	28	11	2	100
	Fall, 2009	15	36	26	19	3	100
	Spring, 2007	13	37	32	15	3	100
	Summer, 2002	13	38	27	20	3	100
Czech Republic	Spring, 2019	9	14	24	48	6	100
	Spring, 2013	10	16	30	43	1	100
	Fall, 2009	7	11	25	56	1	100
	Spring, 2007	10	14	28	47	0	100
	Summer, 2002	11	17	33	38	1	100
Hungary	Spring, 2019	16	23	25	32	4	100
	Spring, 2018	11	29	35	22	2	100
	Spring, 2017	9	24	35	26	5	100
	Spring, 2016	14	31	34	20	1	100
	Fall, 2009	15	22	30	31	1	100
Lithuania	Spring, 2019	15	40	26	17	3	100
	Spring, 2011	16	43	28	11	2	100
	Fall, 2009	19	42	27	10	2	100
Poland	Spring, 2019	25	44	21	6	3	100
	Spring, 2018	26	46	19	6	3	100
	Spring, 2017	33	43	16	6	3	100
	Spring, 2016	34	50	11	3	2	100
	Spring, 2015	28	47	16	6	4	100
	Spring, 2013	24	48	16	5	6	100
	Spring, 2012	29	46	15	6	4	100
	Spring, 2011	27	49	17	4	3	100
	Spring, 2010	25	54	13	5	3	100
	Fall, 2009	33	46	14	3	4	100
	Spring, 2009	30	50	14	3	3	100
	Spring, 2008	29	50	14	2	4	100
	Spring, 2007	38	44	13	3	3	100

		Q85. How important is religion in your life: very important, somewhat important, not too important, or not at all important?					
		Very important	Somewhat important	Not too important	Not at all important	DK/Refused	Total
Slovakia	Spring, 2019	23	32	30	14	2	100
	Fall, 2009	19	34	26	18	3	100
	Spring, 2007	27	29	24	20	0	100
	Summer, 2002	29	36	20	15	0	100
Russia	Spring, 2019	22	41	23	11	3	100
	Spring, 2018	24	40	23	11	3	100
	Spring, 2017	21	38	22	13	6	100
	Spring, 2015	19	42	21	11	7	100
	Spring, 2013	18	38	25	11	9	100
	Spring, 2012	19	40	22	12	8	100
	Spring, 2011	18	39	24	10	9	100
	Spring, 2010	15	35	28	15	7	100
	Fall, 2009	21	32	25	17	5	100
	Spring, 2009	20	40	24	9	6	100
	Spring, 2008	18	39	24	14	5	100
	Spring, 2007	16	34	33	14	4	100
	Spring, 2006	17	43	29	11	2	100
	Summer, 2002	14	33	28	21	4	100
Ukraine	Spring, 2019	23	38	24	9	6	100
	Spring, 2015	22	42	21	8	6	100
	Spring, 2011	20	45	19	7	9	100
	Fall, 2009	20	41	22	12	6	100
	Spring, 2007	24	40	20	9	8	100
	Summer, 2002	35	38	16	11	1	100
Australia	Spring, 2019	18	19	25	37	1	100
	Spring, 2018	21	23	22	33	1	100
	Spring, 2016	17	20	22	40	0	100
	Spring, 2015	18	26	19	37	0	100
	Spring, 2013	21	22	22	34	1	100
	Spring, 2008	21	25	22	31	1	100
India	Spring, 2019	77	17	3	2	1	100
	Spring, 2018	70	21	4	1	4	100
	Spring, 2017	79	16	2	1	1	100
	Spring, 2016	84	11	2	2	1	100
	Spring, 2015	80	15	3	1	1	100
	Winter, 2013-2014	72	20	4	3	1	100

		Q85. How important is religion in your life: very important, somewhat important, not too important, or not at all important?					
		Very important	Somewhat important	Not too important	Not at all important	DK/Refused	Total
Indonesia	Spring, 2019	98	2	0	0	0	100
	Spring, 2018	98	2	0	0	0	100
	Spring, 2017	93	7	0	0	0	100
	Spring, 2015	95	4	0	0	1	100
	Spring, 2013	94	3	1	0	1	100
	Spring, 2011	96	2	1	1	0	100
	Spring, 2010	94	5	0	0	0	100
	Spring, 2009	95	4	0	1	0	100
	Spring, 2008	95	4	1	0	0	100
	Spring, 2007	96	3	0	0	0	100
	Spring, 2006	97	3	0	0	0	100
Japan	Spring, 2019	9	25	39	26	1	100
	Spring, 2018	6	24	37	33	1	100
	Spring, 2017	10	28	38	22	1	100
	Spring, 2016	11	30	35	24	0	100
	Spring, 2015	11	29	34	24	1	100
	Spring, 2012	10	25	36	28	1	100
	Spring, 2011	11	29	38	21	1	100
	Spring, 2010	12	28	36	23	1	100
	Spring, 2009	14	27	36	22	1	100
	Spring, 2008	13	28	33	24	2	100
	Spring, 2007	6	20	41	30	2	100
	Spring, 2006	12	35	31	21	2	100
	Summer, 2002	12	28	36	22	1	100
Philippines	Spring, 2019	92	6	1	1	0	100
	Spring, 2018	90	8	2	1	0	100
	Spring, 2017	91	7	1	0	0	100
	Spring, 2015	87	11	1	0	0	100
	Spring, 2013	86	13	1	0	0	100
	Summer, 2002	88	11	1	0	0	100
South Korea	Spring, 2019	17	25	30	27	1	100
	Spring, 2018	20	25	31	25	0	100
	Spring, 2017	16	25	32	26	0	100
	Spring, 2015	19	29	29	22	0	100
	Spring, 2013	19	30	30	19	1	100
	Spring, 2010	20	24	28	27	2	100
	Spring, 2009	17	27	30	25	1	100
	Spring, 2008	16	29	31	22	2	100
	Spring, 2007	14	29	34	22	2	100

		Q85. How important is religion in your life: very important, somewhat important, not too important, or not at all important?					
		Very important	Somewhat important	Not too important	Not at all important	DK/Refused	Total
Israel	Spring, 2019	39	30	17	13	1	100
	Spring, 2018	30	33	21	14	2	100
	Spring, 2017	31	31	17	21	0	100
	Spring, 2015	34	29	17	20	0	100
	Spring, 2013	25	28	24	22	1	100
	Spring, 2011	24	44	15	15	2	100
	Spring, 2009	30	31	21	16	2	100
	Spring, 2007	27	36	19	15	2	100
Lebanon	Spring, 2019	70	22	5	2	1	100
	Spring, 2017	58	33	4	2	3	100
	Spring, 2015	57	35	6	2	0	100
	Spring, 2013	57	36	5	1	0	100
	Spring, 2012	56	35	8	1	0	100
	Spring, 2011	56	32	10	2	1	100
	Spring, 2010	53	33	12	1	0	100
	Spring, 2009	53	34	11	2	0	100
	Spring, 2008	48	31	16	5	1	100
	Spring, 2007	50	33	13	4	1	100
Tunisia	Spring, 2019	91	8	0	0	1	100
	Spring, 2018	94	5	0	0	1	100
	Spring, 2017	92	5	1	1	1	100
	Spring, 2013	79	15	4	2	0	100
	Spring, 2012	87	10	1	1	0	100
Turkey	Spring, 2019	71	18	5	3	3	100
	Spring, 2017	66	19	6	5	4	100
	Spring, 2015	56	27	7	3	8	100
	Spring, 2013	70	18	4	1	7	100
	Spring, 2011	74	14	4	1	6	100
	Spring, 2010	77	16	3	2	3	100
	Spring, 2009	72	21	2	1	4	100
	Spring, 2008	84	10	2	2	1	100
	Spring, 2007	82	12	3	2	2	100
	Spring, 2006	69	21	4	2	3	100
	Summer, 2002	65	24	6	5	1	100
Kenya	Spring, 2019	92	5	2	1	0	100
	Spring, 2018	93	4	2	1	0	100
	Spring, 2017	96	2	2	0	0	100
	Spring, 2016	90	4	4	2	0	100
	Spring, 2015	86	11	3	0	0	100
	Spring, 2013	87	12	1	0	0	100
	Spring, 2011	84	12	3	0	0	100
	Spring, 2010	74	18	6	2	0	100
	Spring, 2009	78	17	4	1	0	100
	Spring, 2007	82	13	4	1	1	100
Summer, 2002	85	13	1	1	0	100	

		Q85. How important is religion in your life: very important, somewhat important, not too important, or not at all important?					
		Very important	Somewhat important	Not too important	Not at all important	DK/Refused	Total
Nigeria	Spring, 2019	93	6	0	0	0	100
	Spring, 2018	96	2	1	0	0	100
	Spring, 2017	95	4	1	0	0	100
	Spring, 2016	97	2	0	0	0	100
	Spring, 2015	88	9	1	0	0	100
	Spring, 2013	90	7	2	1	0	100
	Spring, 2010	87	10	3	1	0	100
South Africa	Spring, 2019	86	8	3	2	0	100
	Spring, 2018	82	11	3	3	0	100
	Spring, 2017	84	11	2	2	0	100
	Spring, 2016	86	8	2	2	1	100
	Spring, 2015	67	24	5	2	1	100
	Spring, 2013	69	21	5	3	1	100
	Spring, 2008	81	12	3	3	1	100
	Summer, 2002	87	8	3	3	0	100
Argentina	Spring, 2019	46	20	18	15	1	100
	Spring, 2018	37	25	21	16	1	100
	Spring, 2017	42	26	19	12	1	100
	Spring, 2015	35	35	18	12	0	100
	Spring, 2013	32	33	20	14	0	100
	Spring, 2010	32	34	20	12	1	100
	Spring, 2009	37	28	20	14	1	100
	Spring, 2008	39	30	18	12	1	100
	Spring, 2007	34	32	22	11	1	100
	Summer, 2002	39	34	14	12	1	100
Brazil	Spring, 2019	84	10	3	3	1	100
	Spring, 2018	67	24	6	3	0	100
	Spring, 2017	80	11	6	3	1	100
	Spring, 2015	74	16	7	3	0	100
	Spring, 2013	74	16	6	3	0	100
	Spring, 2012	75	16	5	4	1	100
	Spring, 2011	78	13	6	3	0	100
	Spring, 2010	77	13	6	4	0	100
Mexico	Spring, 2019	52	31	10	5	2	100
	Spring, 2018	52	29	11	7	1	100
	Spring, 2017	51	20	22	7	0	100
	Spring, 2015	37	47	11	5	1	100
	Spring, 2013	45	37	12	5	1	100
	Spring, 2012	33	38	21	7	1	100
	Spring, 2011	36	39	17	7	1	100
	Spring, 2010	42	39	13	6	1	100
	Spring, 2009	36	43	15	5	1	100
	Spring, 2008	58	28	8	4	2	100
	Spring, 2007	46	39	11	4	0	100