

FOR RELEASE OCTOBER 17, 2018

Many Around the World Are Disengaged From Politics

*But could be motivated to participate on issues like health care,
poverty and education*

BY *Richard Wike and Alexandra Castillo*

FOR MEDIA OR OTHER INQUIRIES:

Richard Wike, Director, Global Attitudes Research
Stefan Cornibert, Communications Manager

202.419.4372

www.pewresearch.org

RECOMMENDED CITATION

Pew Research Center, October 2018, "Many Around
the World Are Disengaged From Politics"

About Pew Research Center

Pew Research Center is a nonpartisan fact tank that informs the public about the issues, attitudes and trends shaping America and the world. It does not take policy positions. The Center conducts public opinion polling, demographic research, content analysis and other data-driven social science research. It studies U.S. politics and policy; journalism and media; internet, science and technology; religion and public life; Hispanic trends; global attitudes and trends; and U.S. social and demographic trends. All of the Center's reports are available at www.pewresearch.org. Pew Research Center is a subsidiary of The Pew Charitable Trusts, its primary funder.

© Pew Research Center 2018

Many Around the World Are Disengaged From Politics

But could be motivated to participate on issues like health care, poverty and education

An engaged citizenry is often considered a sign of a healthy democracy. High levels of political and civic participation increase the likelihood that the voices of ordinary citizens will be heard in important debates, and they confer a degree of legitimacy on democratic institutions. However, in many nations around the world, much of the public is disengaged from politics.

To better understand public attitudes toward civic engagement, Pew Research Center conducted face-to-face surveys in 14 nations encompassing a wide range of political systems. The study, conducted in collaboration with the Center for Strategic and International Studies (CSIS) as part of their International Consortium on Closing Civic Space ([iCon](#)), includes countries from Africa, Latin America, Europe, the Middle East and Southeast Asia. Because it does not represent every region, the study cannot reflect the globe as a whole. But with 14,875 participants across such a wide variety of countries, it remains a useful snapshot of key, cross-national patterns in civic life.

Survey conducted in 14 countries

Argentina	Kenya
Brazil	Mexico
Greece	Nigeria
Hungary	Philippines
Indonesia	Poland
Israel	South Africa
Italy	Tunisia

Source: Spring 2018 Global Attitudes Survey.

PEW RESEARCH CENTER

The survey finds that, aside from voting, relatively few people take part in other forms of political and civic participation. Still, some types of engagement are more common among young people, those with more education, those on the political left and social network users. And certain issues – especially health care, poverty and education – are more likely than others to inspire political action. Here are eight key takeaways from the survey, which was conducted from May 20 to Aug. 12, 2018, via face-to-face interviews.

Most people vote, but other forms of participation are much less common. Across the 14 nations polled, a median of 78% say they have voted at least once in the past. Another 9% say they might vote in the future, while 7% say they would never vote.

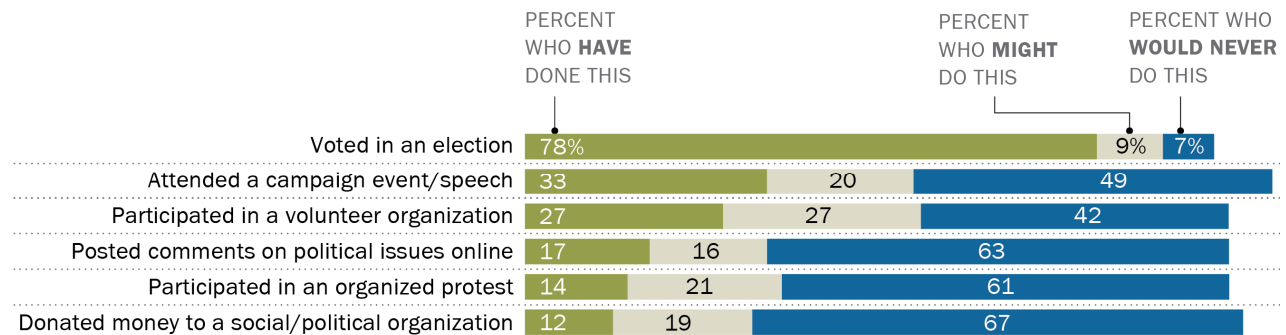
With at least nine-in-ten reporting they have voted in the past, participation is highest in three of the four countries with compulsory voting (Brazil, Argentina and Greece). Voting is similarly high

both Indonesia (91%) and the Philippines (91%), two countries that do not have compulsory voting laws.

The lowest percentage is found in Tunisia (62%), which has only held two national elections since the Jasmine Revolution overthrew long-serving President Zine El Abidine Ben Ali in 2011 and spurred the Arab Spring protests across the Middle East.

Beyond voting, political participation relatively low

Median across 14 countries



Source: Spring 2018 Global Attitudes Survey. Q63a-f.

PEW RESEARCH CENTER

Attending a political campaign event or speech is the second most common type of participation among those surveyed – a median of 33% have done this at least once. Fewer people report participating in volunteer organizations (a median of 27%), posting comments on political issues online (17%), participating in an organized protest (14%) or donating money to a social or political organization (12%).

Many are likely to take political action on poor health care and poverty

People who say they are likely to take political action, such as contact an elected official or participate in a demonstration, for each issue

● Top choice for each country ● Second choice for each country

	Poor health care	Poverty	Poor-quality schools	Freedom of speech	Government corruption	Police misconduct	Discrimination*
Kenya	81%	70%	76%	73%	63%	68%	64%
Tunisia	80	79	83	70	64	56	56
South Africa	76	73	77	72	67	69	63
Philippines	71	74	68	66	65	69	54
Mexico	71	75	75	73	55	63	56
Nigeria	70	64	70	73	61	58	58
Brazil	69	67	66	57	59	52	54
Indonesia	67	65	66	63	53	50	51
Greece	66	68	57	57	47	44	27
Argentina	65	69	64	55	53	55	45
Israel	56	55	51	48	44	42	41
Poland	48	40	34	42	39	42	30
Italy	46	40	38	41	35	32	21
Hungary	35	27	26	17	20	20	14
14-COUNTRY MEDIAN	68	68	66	60	54	54	53

*In Argentina, Mexico, Nigeria, Indonesia and the Philippines, the question was asked as “discrimination against ethnic, racial and religious groups”; in Israel and Tunisia, it was asked as “discrimination against ethnic and religious groups”; in Kenya, South Africa, Greece and Hungary, it was asked as “discrimination against ethnic groups”; in Brazil and Poland, it was asked as “discrimination against racial groups”; in Italy, it was asked as “discrimination against religious groups.”

Source: Spring 2018 Global Attitudes Survey. Q64a-g.

PEW RESEARCH CENTER

Health care, poverty and education are the top motivators for political engagement.

When asked what types of issues could get them to take political action, such as contacting an elected official or participating in a demonstration, people in 13 of 14 countries rank poor health care as either their first or second choice among the issues tested. Many also place poverty and poor-quality schools among the top two issues. Overall, people are somewhat less likely to say the other issues tested could inspire them to take action. One exception is free speech, which is the top

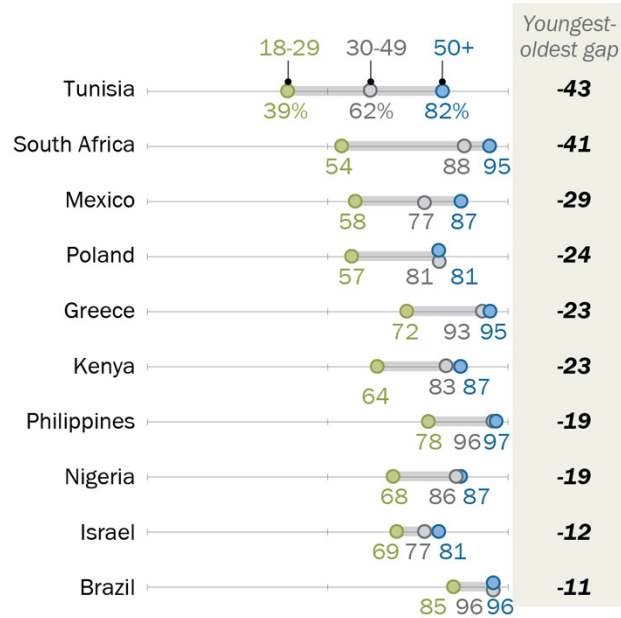
motivating issue in Nigeria and in the top two in Italy and Poland (where it is tied for second with police misconduct).

Young people vote less often. In 10 of the nations polled, people ages 50 and older are more likely than 18- to 29-year-olds to say they have voted in at least one election. The gap between the oldest and youngest respondents who have voted is more than 40 percentage points in Tunisia and South Africa, and it is more than 20 points in Mexico, Poland, Greece and Kenya.

But young people are more likely to participate online. Those ages 18-29 are more likely than older adults to post comments online about social or political issues in 12 of the 14 countries surveyed. For example, 36% of Poles ages 18-29 have posted their views online, compared with only 4% of those 50 and older.

Older generations more likely to vote than younger generations

People who say they have voted in an election, by age

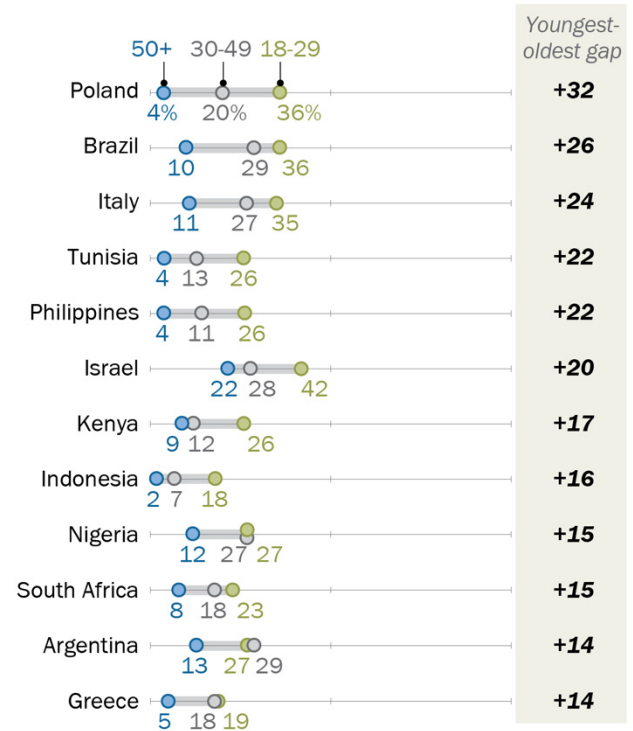


Note: Only statistically significant differences shown.
Source: Spring 2018 Global Attitudes Survey, Q63c.

PEW RESEARCH CENTER

Younger people more likely to post comments on political or social issues

People who say they have posted comments on political or social issues online, by age



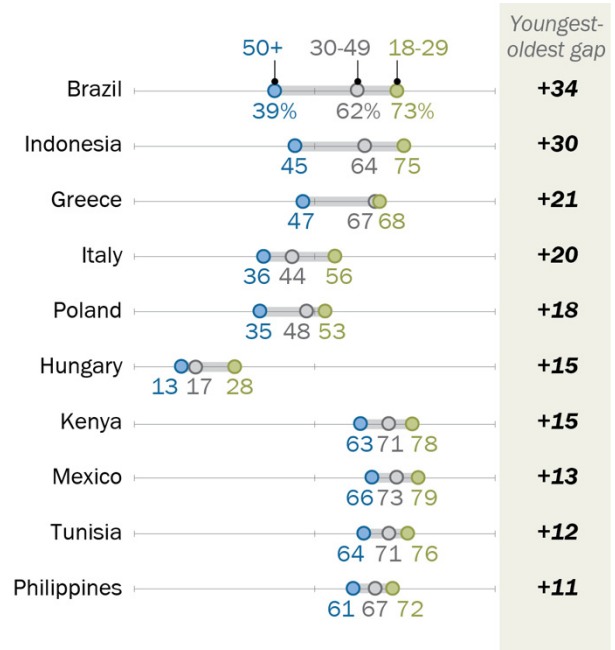
Note: Only statistically significant differences shown.
Source: Spring 2018 Global Attitudes Survey, Q63d.

PEW RESEARCH CENTER

Young people are also more motivated by a variety of issues. Freedom of speech is a good example – in 10 countries, 18- to 29-year-olds are more likely than people 50 and older to say they would take political action on the issue of free speech. In Brazil, 73% of adults under 30 say they could be motivated to get politically involved over free speech, compared with 39% of those 50 and older. Young people are also more likely to take action around the issue of discrimination in 10 countries, and notable age gaps are also found on poor-quality schools, police misconduct, poverty, government corruption and poor health care.

Young motivated to take political action for freedom of speech issues

People who say they are likely to take political action, such as contact an elected official or participate in a demonstration, for freedom of speech issues, by age



Note: Only countries with statistically significant differences shown. Source: Spring 2018 Global Attitudes Survey. Q64g.

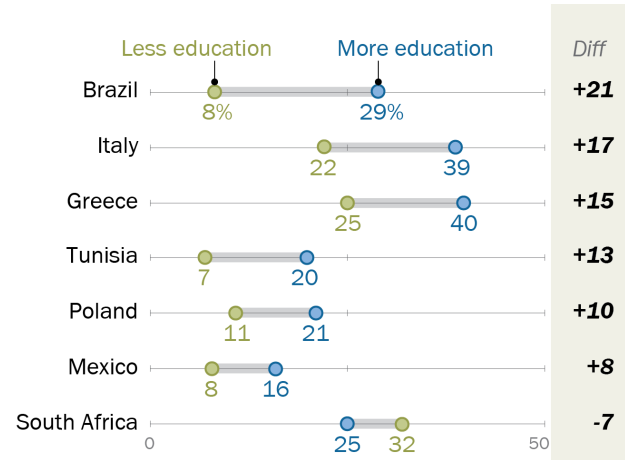
PEW RESEARCH CENTER

There is a strong link between education and political participation. In 13 nations, those with more education are more likely to post their views online.¹ In seven nations, they are more likely to have donated money to a political or social organization. And in six countries, they are more likely to participate in a political protest. Roughly three-in-ten Brazilians with higher levels of education (29%) have participated in a protest, compared with just 8% among those with less education.

People with more education are also consistently more likely to be motivated by certain issues. This is especially true regarding free speech: In 11 countries, people with higher levels of education are more likely to say they could be motivated to take political action on free speech issues. Poverty is the one issue where there are relatively few differences between those who have more education and those with less education.

Those with more education are more likely to participate in protests

People who say they have participated in an organized protest, by education group



Note: Only countries with statistically significant differences shown.
Source: Spring 2018 Global Attitudes Survey. Q63b.

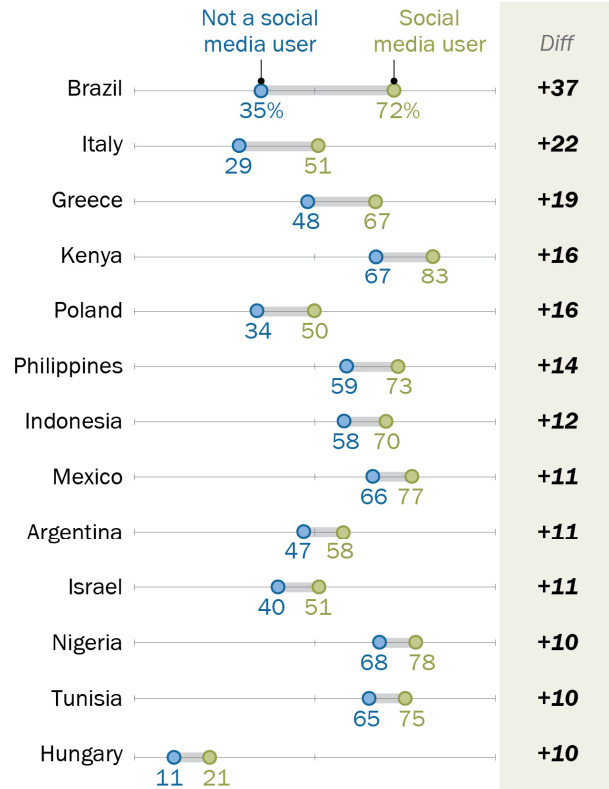
PEW RESEARCH CENTER

¹ For the purpose of comparing educational groups across countries, we standardize education levels based on the UN's International Standard Classification of Education (ISCED). The lower education category is below secondary education and the higher category is secondary or above in Brazil, Indonesia, Kenya, Mexico, Nigeria, Philippines, South Africa and Tunisia. The lower education category is secondary education or below and the higher category is post-secondary or above in Argentina, Greece, Hungary, Israel, Italy and Poland.

Social networking usage is linked to greater engagement on issues. People who use online social networking sites are particularly likely to take political action across the full range of issues included on the survey. For instance, in 13 of 14 countries, people who use social networking sites are more likely than those who don't to say they might take political action on the issue of free speech. As a group, social networkers tend to be **younger and more educated** than those who do not engage in social networking.

Social media users more likely to take political action for freedom of speech

People who say they are likely to take political action, such as contact an elected official or participate in a demonstration, for freedom of speech issues



Note: Only countries with statistically significant differences shown.
Source: Spring 2018 Global Attitudes Survey. Q64g.

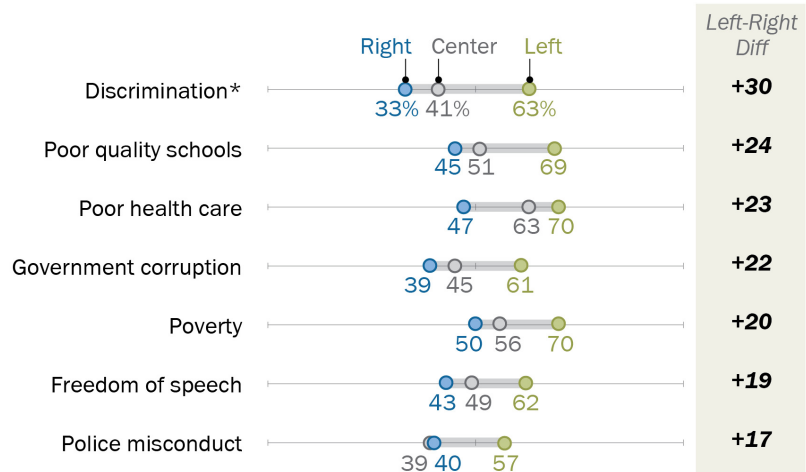
PEW RESEARCH CENTER

In some cases, people on the political left are more likely than those on the right to take action. In eight of the countries in the study, respondents were asked to place themselves on a left-right ideological scale. In several countries, those who put themselves on the left side of the political spectrum are more likely to take part in protests and be motivated to participate by the issues of free speech and police misconduct. Israel stands out as a country where ideological differences are especially common – every issue tested is more motivating to those on the left than to those on the right. Fully 63% of

Israelis on the political left, for example, say they would likely take political action on the issue of discrimination, compared with just 33% of those on the right.

In Israel, large ideological divides on taking political action

People who say they would take political action, such as contact an elected official or participate in a demonstration, for each issue



*In Israel, the question was asked as “discrimination against ethnic and religious groups.”
Source: Spring 2018 Global Attitudes Survey. Q64a-g.

PEW RESEARCH CENTER

Acknowledgments

This report is a collaborative effort based on the input and analysis of the following individuals.

Richard Wike, *Director, Global Attitudes Research*

Alexandra Castillo, *Research Associate*

James Bell, *Vice President, Global Strategy*

Stefan Cornibert, *Communications Manager*

Claudia Deane, *Vice President, Research*

Kat Devlin, *Research Associate*

Moira Fagan, *Research Assistant*

Janell Fetterolf, *Research Associate*

Shannon Greenwood, *Copy Editor*

Courtney Johnson, *Research Associate*

Christine Huang, *Research Assistant*

Michael Keegan, *Information Graphics Designer*

Clark Letterman, *Senior Researcher*

Martha McRoy, *Research Methodologist*

Patrick Moynihan, *Associate Director, International Research Methods*

Jacob Poushter, *Senior Researcher*

Audrey Powers, *Senior Operations Associate*

Ariana Rodriguez-Gitler, *Digital Producer*

Laura Silver, *Senior Researcher*

Bruce Stokes, *Director, Global Economic Attitudes*

Christine Tamir, *Research Assistant*

Kyle Taylor, *Research Analyst*

Methodology

About the Pew Research Center's Spring 2018 Global Attitudes Survey

Results for the survey are based on face-to-face interviews conducted under the direction of D3 Systems, Inc., Kantar Public UK and Kantar Public Korea. The results are based on national samples, unless otherwise noted. More details about our international survey methodology and country-specific sample designs are [available here](#).

[Detailed information on survey methods for this report](#)

[General information on international survey research](#)

Topline Questionnaire

**Pew Research Center
Spring 2018 Survey
October 17, 2018 Release**

Methodological notes:

- Survey results are based on national samples. For further details on sample designs, see Methodology section and our [international survey methods database](#).
- Due to rounding, percentages may not total 100%. The topline “total” columns show 100%, because they are based on unrounded numbers.
- Not all questions included in the Spring 2018 survey are presented in this topline. Omitted questions have either been previously released or will be released in future reports.

		Q63a. I am going to list some different political and social actions that people can take. Please indicate whether: you have done this in the past year, you have done this in the more distant past, you have not done this but might do it, or you have not done this and would never, under any circumstances, do it. a. attended a political campaign event or speech					
		Have done in the past year	Have done in the more distant past	Have not done, but might do	Have not done and would never do	DK/Refused	Total
Greece	Spring, 2018	2	39	8	51	0	100
	Spring, 2016	6	36	13	46	0	100
Hungary	Spring, 2018	4	6	10	78	2	100
	Spring, 2016	2	7	15	75	1	100
Italy	Spring, 2018	8	22	17	52	2	100
	Spring, 2016	7	25	21	45	3	100
Poland	Spring, 2018	2	12	21	60	5	100
	Spring, 2016	7	14	25	51	3	100
	Spring, 2014	4	16	21	54	5	100
Indonesia	Spring, 2018	9	11	21	54	4	100
	Spring, 2014	14	7	21	54	5	100
Philippines	Spring, 2018	14	22	20	43	2	100
	Spring, 2014	20	17	18	43	2	100
Israel	Spring, 2018	8	16	36	38	1	100
Tunisia	Spring, 2018	9	8	19	63	1	100
	Spring, 2014	10	12	9	69	0	100
Kenya	Spring, 2018	46	12	16	26	1	100
	Spring, 2016	24	25	21	28	1	100
	Spring, 2014	37	28	19	16	1	100
Nigeria	Spring, 2018	32	13	22	29	3	100
	Spring, 2016	29	15	15	38	3	100
	Spring, 2014	26	10	20	42	3	100
South Africa	Spring, 2018	21	16	23	38	2	100
	Spring, 2016	22	15	19	40	3	100
	Spring, 2014	13	15	19	51	3	100
Argentina	Spring, 2018	14	12	15	58	1	100
	Spring, 2014	10	14	19	57	1	100
Brazil	Spring, 2018	15	27	12	46	1	100
	Spring, 2014	6	28	24	42	0	100
Mexico	Spring, 2018	22	13	23	39	2	100
	Spring, 2014	9	16	25	49	1	100

		Q63b. I am going to list some different political and social actions that people can take. Please indicate whether: you have done this in the past year, you have done this in the more distant past, you have not done this but might do it, or you have not done this and would never, under any circumstances, do it. b. participated in an organized protest of any kind					
		Have done in the past year	Have done in the more distant past	Have not done, but might do	Have not done and would never do	DK/Refused	Total
Greece	Spring, 2018	8	22	23	47	0	100
	Spring, 2016	8	21	26	44	0	100
Hungary	Spring, 2018	2	4	12	80	2	100
	Spring, 2016	2	5	17	74	1	100
Italy	Spring, 2018	4	21	21	51	3	100
	Spring, 2016	5	20	23	48	3	100
Poland	Spring, 2018	3	10	23	60	4	100
	Spring, 2016	3	9	32	51	5	100
	Spring, 2014	3	13	28	52	5	100
Indonesia	Spring, 2018	4	4	17	71	5	100
	Spring, 2014	1	4	19	72	5	100
Philippines	Spring, 2018	2	4	11	81	2	100
	Spring, 2014	1	9	12	75	2	100
Israel	Spring, 2018	6	14	40	38	2	100
Tunisia	Spring, 2018	4	8	15	72	0	100
	Spring, 2014	7	6	10	77	1	100
Kenya	Spring, 2018	6	6	15	72	1	100
	Spring, 2016	4	6	15	74	1	100
	Spring, 2014	9	15	40	34	2	100
Nigeria	Spring, 2018	18	10	23	47	3	100
	Spring, 2016	10	12	18	55	4	100
	Spring, 2014	11	9	24	50	6	100
South Africa	Spring, 2018	16	13	17	52	1	100
	Spring, 2016	14	13	18	50	4	100
	Spring, 2014	5	10	21	61	3	100
Argentina	Spring, 2018	9	5	21	64	1	100
	Spring, 2014	5	10	22	62	1	100
Brazil	Spring, 2018	10	8	26	55	1	100
	Spring, 2014	4	5	36	55	0	100
Mexico	Spring, 2018	3	8	24	62	3	100
	Spring, 2014	4	7	26	62	2	100

		Q63c. I am going to list some different political and social actions that people can take. Please indicate whether: you have done this in the past year, you have done this in the more distant past, you have not done this but might do it, or you have not done this and would never, under any circumstances, do it. c. voted in an election					
		Have done in the past year	Have done in the more distant past	Have not done, but might do	Have not done and would never do	DK/Refused	Total
Greece	Spring, 2018	10	81	6	4	0	100
	Spring, 2016	71	20	5	4	0	100
Hungary	Spring, 2018	63	9	5	21	2	100
	Spring, 2016	20	52	7	20	1	100
Italy	Spring, 2018	66	13	6	12	3	100
	Spring, 2016	51	26	7	14	2	100
Poland	Spring, 2018	17	60	9	11	3	100
	Spring, 2016	71	17	5	5	2	100
	Spring, 2014	20	55	11	10	4	100
Indonesia	Spring, 2018	20	71	4	3	2	100
	Spring, 2014	50	39	4	5	2	100
Philippines	Spring, 2018	66	25	9	1	0	100
	Spring, 2014	75	10	8	6	1	100
Israel	Spring, 2018	16	60	17	7	1	100
Tunisia	Spring, 2018	37	25	17	20	0	100
	Spring, 2014	21	42	13	23	0	100
Kenya	Spring, 2018	66	8	16	10	0	100
	Spring, 2016	24	50	22	5	0	100
	Spring, 2014	55	23	14	7	0	100
Nigeria	Spring, 2018	58	20	14	6	1	100
	Spring, 2016	77	8	8	7	1	100
	Spring, 2014	55	15	12	15	3	100
South Africa	Spring, 2018	49	28	15	7	1	100
	Spring, 2016	50	27	16	6	2	100
	Spring, 2014	61	10	10	17	2	100
Argentina	Spring, 2018	83	10	3	3	1	100
	Spring, 2014	77	12	5	4	1	100
Brazil	Spring, 2018	42	52	3	3	1	100
	Spring, 2014	30	64	3	3	0	100
Mexico	Spring, 2018	25	49	19	6	2	100
	Spring, 2014	34	37	9	18	2	100

		Q63d. I am going to list some different political and social actions that people can take. Please indicate whether: you have done this in the past year, you have done this in the more distant past, you have not done this but might do it, or you have not done this and would never, under any circumstances, do it. d. posted your own thoughts or comments on political or social issues ONLINE					
		Have done in the past year	Have done in the more distant past	Have not done, but might do	Have not done and would never do	DK/Refused	Total
Greece	Spring, 2018	5	6	20	68	1	100
	Spring, 2016	11	5	16	67	1	100
Hungary	Spring, 2018	5	5	9	79	2	100
	Spring, 2016	3	5	11	80	1	100
Italy	Spring, 2018	13	7	14	62	3	100
	Spring, 2016	7	10	20	61	3	100
Poland	Spring, 2018	6	8	11	71	4	100
	Spring, 2016	6	5	21	62	4	100
	Spring, 2014	3	6	20	66	5	100
Indonesia	Spring, 2018	5	4	15	71	5	100
	Spring, 2014	2	1	18	69	10	100
Philippines	Spring, 2018	7	7	18	66	2	100
	Spring, 2014	3	5	12	76	4	100
Israel	Spring, 2018	14	16	30	38	2	100
Tunisia	Spring, 2018	10	3	14	72	0	100
	Spring, 2014	10	3	4	75	8	100
Kenya	Spring, 2018	14	4	17	64	1	100
	Spring, 2016	8	5	27	56	4	100
	Spring, 2014	5	7	31	52	6	100
Nigeria	Spring, 2018	17	8	29	41	5	100
	Spring, 2016	14	8	21	52	5	100
	Spring, 2014	9	5	22	57	7	100
South Africa	Spring, 2018	11	6	19	62	2	100
	Spring, 2016	13	6	18	57	5	100
	Spring, 2014	3	5	17	70	7	100
Argentina	Spring, 2018	18	4	14	62	1	100
	Spring, 2014	9	4	15	69	2	100
Brazil	Spring, 2018	19	4	14	61	1	100
	Spring, 2014	6	3	22	68	1	100
Mexico	Spring, 2018	14	3	23	56	4	100
	Spring, 2014	4	3	20	70	4	100

		Q63e. I am going to list some different political and social actions that people can take. Please indicate whether: you have done this in the past year, you have done this in the more distant past, you have not done this but might do it, or you have not done this and would never, under any circumstances, do it. e. participated in a political, charitable or religious-based volunteer organization					
		Have done in the past year	Have done in the more distant past	Have not done, but might do	Have not done and would never do	DK/Refused	Total
Greece	Spring, 2018	6	14	19	60	0	100
	Spring, 2016	6	13	33	48	0	100
Hungary	Spring, 2018	4	5	14	74	2	100
	Spring, 2016	3	7	17	72	1	100
Italy	Spring, 2018	11	19	26	40	3	100
	Spring, 2016	9	22	30	36	3	100
Poland	Spring, 2018	13	14	14	54	4	100
	Spring, 2016	9	12	28	49	2	100
Indonesia	Spring, 2018	13	21	25	37	5	100
Philippines	Spring, 2018	9	15	26	48	2	100
Israel	Spring, 2018	13	14	38	33	2	100
Tunisia	Spring, 2018	6	10	40	43	1	100
Kenya	Spring, 2018	25	12	28	32	2	100
	Spring, 2016	22	18	23	34	2	100
Nigeria	Spring, 2018	26	13	30	27	4	100
	Spring, 2016	24	16	21	35	4	100
South Africa	Spring, 2018	17	12	31	39	1	100
	Spring, 2016	22	17	22	35	4	100
Argentina	Spring, 2018	12	13	23	51	1	100
Brazil	Spring, 2018	16	16	31	35	1	100
Mexico	Spring, 2018	8	9	31	48	5	100

		Q63f. I am going to list some different political and social actions that people can take. Please indicate whether: you have done this in the past year, you have done this in the more distant past, you have not done this but might do it, or you have not done this and would never, under any circumstances, do it. f. given money to an organization that works on political or social issues					
		Have done in the past year	Have done in the more distant past	Have not done, but might do	Have not done and would never do	DK/Refused	Total
Greece	Spring, 2018	4	14	14	69	0	100
Hungary	Spring, 2018	3	7	12	76	2	100
Italy	Spring, 2018	9	16	20	51	3	100
Poland	Spring, 2018	14	14	14	53	4	100
Indonesia	Spring, 2018	2	7	14	73	4	100
Philippines	Spring, 2018	2	5	14	77	2	100
Israel	Spring, 2018	17	11	34	36	2	100
Tunisia	Spring, 2018	4	4	24	68	0	100
Kenya	Spring, 2018	14	5	26	54	1	100
Nigeria	Spring, 2018	13	7	30	46	3	100
South Africa	Spring, 2018	6	6	27	59	2	100
Argentina	Spring, 2018	6	5	22	65	2	100
Brazil	Spring, 2018	6	3	14	75	1	100
Mexico	Spring, 2018	3	4	17	73	3	100

		Q64a. For each of the following issues, how likely are you personally to take political action on it, such as contact an elected official or participate in a demonstration? a. poor quality schools					
		Very likely	Somewhat likely	Not too likely	Not at all likely	DK/Refused	Total
Greece	Spring, 2018	29	28	22	20	1	100
	Spring, 2016	30	31	20	18	1	100
Hungary	Spring, 2018	6	20	22	48	5	100
	Spring, 2016	9	24	22	40	5	100
Italy	Spring, 2018	12	26	26	30	6	100
	Spring, 2016	16	37	20	21	6	100
Poland	Spring, 2018	6	28	26	32	9	100
	Spring, 2016	13	32	26	20	10	100
Indonesia	Spring, 2018	30	36	15	15	4	100
Philippines	Spring, 2018	26	42	17	14	1	100
Israel	Spring, 2018	17	34	22	26	2	100
Tunisia	Spring, 2018	67	16	3	13	0	100
Kenya	Spring, 2018	52	24	9	13	1	100
	Spring, 2016	42	32	10	15	2	100
Nigeria	Spring, 2018	48	22	13	15	2	100
	Spring, 2016	49	22	14	13	2	100
South Africa	Spring, 2018	61	16	10	12	1	100
	Spring, 2016	52	14	15	17	1	100
Argentina	Spring, 2018	38	26	7	27	2	100
Brazil	Spring, 2018	33	33	9	22	2	100
Mexico	Spring, 2018	37	38	8	14	4	100

		Q64b. For each of the following issues, how likely are you personally to take political action on it, such as contact an elected official or participate in a demonstration? b. government corruption					
		Very likely	Somewhat likely	Not too likely	Not at all likely	DK/Refused	Total
Greece	Spring, 2018	22	25	25	27	1	100
	Spring, 2016	32	27	20	18	2	100
Hungary	Spring, 2018	5	15	20	54	6	100
	Spring, 2016	9	18	22	46	4	100
Italy	Spring, 2018	11	24	22	34	9	100
	Spring, 2016	19	30	19	24	7	100
Poland	Spring, 2018	11	28	20	30	11	100
	Spring, 2016	14	30	23	22	11	100
Indonesia	Spring, 2018	29	24	18	23	6	100
Philippines	Spring, 2018	37	28	16	17	1	100
Israel	Spring, 2018	14	30	31	23	2	100
Tunisia	Spring, 2018	50	14	7	27	1	100
Kenya	Spring, 2018	44	19	10	25	2	100
	Spring, 2016	39	24	8	26	3	100
Nigeria	Spring, 2018	42	19	13	21	4	100
	Spring, 2016	44	22	13	19	2	100
South Africa	Spring, 2018	55	12	11	19	3	100
	Spring, 2016	47	13	16	22	3	100
Argentina	Spring, 2018	34	19	8	37	2	100
Brazil	Spring, 2018	32	27	8	30	3	100
Mexico	Spring, 2018	28	27	12	29	4	100

		Q64c. For each of the following issues, how likely are you personally to take political action on it, such as contact an elected official or participate in a demonstration? c. poor health care					
		Very likely	Somewhat likely	Not too likely	Not at all likely	DK/Refused	Total
Greece	Spring, 2018	34	32	17	17	0	100
	Spring, 2016	37	32	17	11	2	100
Hungary	Spring, 2018	10	25	19	43	3	100
	Spring, 2016	15	29	20	34	2	100
Italy	Spring, 2018	15	31	22	26	6	100
	Spring, 2016	22	37	17	18	5	100
Poland	Spring, 2018	12	36	22	23	7	100
	Spring, 2016	19	38	19	16	9	100
Indonesia	Spring, 2018	31	36	15	14	5	100
Philippines	Spring, 2018	30	41	14	14	1	100
Israel	Spring, 2018	20	36	25	17	2	100
Tunisia	Spring, 2018	64	16	4	15	0	100
Kenya	Spring, 2018	55	26	6	11	1	100
	Spring, 2016	48	29	7	15	1	100
Nigeria	Spring, 2018	49	21	10	17	2	100
	Spring, 2016	51	22	13	12	2	100
South Africa	Spring, 2018	59	17	9	14	1	100
	Spring, 2016	51	17	15	15	1	100
Argentina	Spring, 2018	41	24	7	25	3	100
Brazil	Spring, 2018	35	34	8	21	2	100
Mexico	Spring, 2018	37	34	11	16	2	100

		Q64d. For each of the following issues, how likely are you personally to take political action on it, such as contact an elected official or participate in a demonstration? d. poverty					
		Very likely	Somewhat likely	Not too likely	Not at all likely	DK/Refused	Total
Greece	Spring, 2018	35	33	17	15	0	100
	Spring, 2016	41	31	17	10	1	100
Hungary	Spring, 2018	6	21	21	46	5	100
	Spring, 2016	10	25	23	39	3	100
Italy	Spring, 2018	10	30	24	29	7	100
	Spring, 2016	18	36	20	20	6	100
Poland	Spring, 2018	9	31	21	28	11	100
	Spring, 2016	16	34	22	18	9	100
Indonesia	Spring, 2018	32	33	15	15	4	100
Philippines	Spring, 2018	40	34	13	12	1	100
Israel	Spring, 2018	18	37	25	18	2	100
Tunisia	Spring, 2018	67	12	5	16	0	100
Kenya	Spring, 2018	46	24	12	16	1	100
	Spring, 2016	41	27	11	19	2	100
Nigeria	Spring, 2018	45	19	13	21	3	100
	Spring, 2016	51	21	12	14	1	100
South Africa	Spring, 2018	57	16	11	14	2	100
	Spring, 2016	52	15	16	15	2	100
Argentina	Spring, 2018	43	26	5	23	3	100
Brazil	Spring, 2018	30	37	8	22	3	100
Mexico	Spring, 2018	40	35	8	14	3	100

		Q64e. For each of the following issues, how likely are you personally to take political action on it, such as contact an elected official or participate in a demonstration? e. discrimination against (ethnic/religious/racial) groups					
		Very likely	Somewhat likely	Not too likely	Not at all likely	DK/Refused	Total
Greece	Spring, 2018	9	18	28	43	2	100
	Spring, 2016	12	23	31	32	2	100
Hungary	Spring, 2018	2	12	22	58	5	100
	Spring, 2016	4	16	22	54	4	100
Italy	Spring, 2018	5	16	27	44	8	100
	Spring, 2016	6	27	28	32	9	100
Poland	Spring, 2018	6	24	25	35	9	100
	Spring, 2016	7	27	29	25	12	100
Indonesia	Spring, 2018	24	27	21	21	7	100
Philippines	Spring, 2018	23	31	21	23	2	100
Israel	Spring, 2018	14	27	28	29	2	100
Tunisia	Spring, 2018	39	17	8	34	2	100
Kenya	Spring, 2018	40	24	12	22	2	100
	Spring, 2016	41	22	9	26	2	100
Nigeria	Spring, 2018	35	23	16	21	5	100
	Spring, 2016	34	22	18	23	3	100
South Africa	Spring, 2018	46	17	14	21	2	100
Argentina	Spring, 2018	26	19	11	41	3	100
Brazil	Spring, 2018	25	29	9	33	3	100
Mexico	Spring, 2018	26	30	13	27	4	100

In 2018 in Argentina, Mexico, Nigeria, Indonesia and the Philippines: ethnic, racial and religious. In Israel and Tunisia: ethnic and religious. In Kenya, South Africa, Greece and Hungary: ethnic. In Brazil and Poland: racial. In Italy: religious.

		Q64f. For each of the following issues, how likely are you personally to take political action on it, such as contact an elected official or participate in a demonstration? f. police misconduct					
		Very likely	Somewhat likely	Not too likely	Not at all likely	DK/Refused	Total
Greece	Spring, 2018	16	28	25	31	1	100
	Spring, 2016	20	28	25	24	3	100
Hungary	Spring, 2018	4	16	19	56	4	100
	Spring, 2016	5	17	26	47	5	100
Italy	Spring, 2018	8	24	23	37	9	100
	Spring, 2016	10	29	24	27	10	100
Poland	Spring, 2018	11	31	21	29	8	100
	Spring, 2016	15	32	24	19	10	100
Indonesia	Spring, 2018	21	29	21	22	6	100
Philippines	Spring, 2018	34	35	15	14	2	100
Israel	Spring, 2018	15	27	31	24	2	100
Tunisia	Spring, 2018	38	18	10	34	1	100
Kenya	Spring, 2018	39	29	12	18	2	100
	Spring, 2016	35	28	10	23	4	100
Nigeria	Spring, 2018	36	22	16	21	5	100
	Spring, 2016	37	22	17	22	3	100
South Africa	Spring, 2018	50	19	12	17	2	100
	Spring, 2016	42	18	19	19	3	100
Argentina	Spring, 2018	33	22	9	33	4	100
Brazil	Spring, 2018	19	33	14	29	4	100
Mexico	Spring, 2018	33	30	10	23	3	100

		Q64g. For each of the following issues, how likely are you personally to take political action on it, such as contact an elected official or participate in a demonstration? g. freedom of speech					
		Very likely	Somewhat likely	Not too likely	Not at all likely	DK/Refused	Total
Greece	Spring, 2018	26	31	19	23	0	100
Hungary	Spring, 2018	5	12	25	53	5	100
Italy	Spring, 2018	14	27	22	31	6	100
Poland	Spring, 2018	9	33	21	27	10	100
Indonesia	Spring, 2018	29	34	17	16	4	100
Philippines	Spring, 2018	34	32	17	14	2	100
Israel	Spring, 2018	19	29	27	22	3	100
Tunisia	Spring, 2018	49	21	6	24	1	100
Kenya	Spring, 2018	45	28	11	15	2	100
Nigeria	Spring, 2018	51	22	12	12	4	100
South Africa	Spring, 2018	52	20	13	12	2	100
Argentina	Spring, 2018	32	23	10	33	3	100
Brazil	Spring, 2018	22	35	12	27	4	100
Mexico	Spring, 2018	35	38	7	17	4	100