

FOR RELEASE OCTOBER 17, 2017

Japanese Divided on Democracy's Success at Home, but Value Voice of the People

*Public sees threats abroad amid
declining views of U.S.*

BY *Bruce Stokes*

FOR MEDIA OR OTHER INQUIRIES:

Bruce Stokes, Director, Global Economic Attitudes
Rhonda Stewart, Senior Communications Manager

202.419.4372

www.pewresearch.org

About Pew Research Center

Pew Research Center is a nonpartisan fact tank that informs the public about the issues, attitudes and trends shaping America and the world. It does not take policy positions. The Center conducts public opinion polling, demographic research, content analysis and other data-driven social science research. It studies U.S. politics and policy; journalism and media; internet, science and technology; religion and public life; Hispanic trends; global attitudes and trends; and U.S. social and demographic trends. All of the center's reports are available at www.pewresearch.org. Pew Research Center is a subsidiary of The Pew Charitable Trusts, its primary funder.

© Pew Research Center 2017

Table of Contents

Overview: Japanese Divided on Democracy's Success at Home, but Value Voice of the People	3
New doubts about the U.S.	4
Global threats	5
The Korea problem	6
Japan's image in Asia	7
1. Japanese more satisfied with economy, but doubts about future persist	8
Unease over immigration and cultural diversity	10
2. Mixed feelings on Japan's democracy	11
3. No love lost with China	13
4. Troubles with the U.S. relationship?	15
5. Few see Russia as a threat	18
Acknowledgments	19
Methodology	20
Topline Questionnaire	21

Japanese Divided on Democracy's Success at Home, but Value Voice of the People

Public sees threats abroad amid declining views of U.S.

The Japanese public is largely divided over the quality of democracy at home: 50% say they are satisfied with the way democracy is working in their country, while 47% are dissatisfied, according to a new Pew Research Center survey of Japanese public opinion.

Trust in government is more widespread – a 57% majority expresses confidence in the national government to act in the country's best interests, but only 6% of Japanese have a lot of trust in the national leadership.

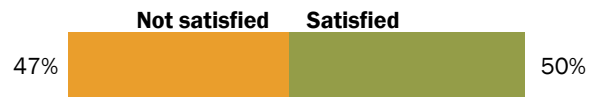
Despite these somewhat lukewarm assessments of their current political system, Japanese remain solidly supportive of democracy. Roughly three-quarters (77%) endorse representative democracy, while almost two-thirds (65%) say referenda on major policy issues would be good for Japan – something that has never happened in post-World War II Japan.

The public is generally divided over the wisdom of relying on experts to govern their country. Meanwhile, clear majorities reject the idea of turning to a strong leader or the military to govern Japan.

These are some of the key findings from a Pew Research Center survey conducted among 1,009 adults in Japan, between March 8 and April 2, 2017.

Japanese split on democracy's track record in their country

___ with the way democracy is working in Japan



___ the national government to do what is right for Japan

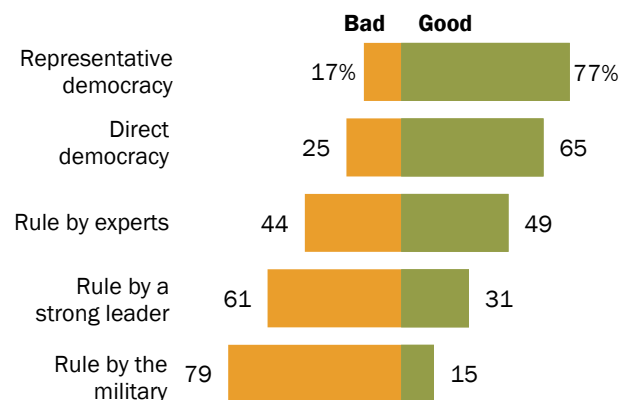


Source: Spring 2017 Global Attitudes Survey. Q4 & Q9.

PEW RESEARCH CENTER

Strong majority backs referenda

Would ___ be a good or bad way of governing Japan?



Source: Spring 2017 Global Attitudes Survey. Q29a-e.

PEW RESEARCH CENTER

New doubts about the U.S.

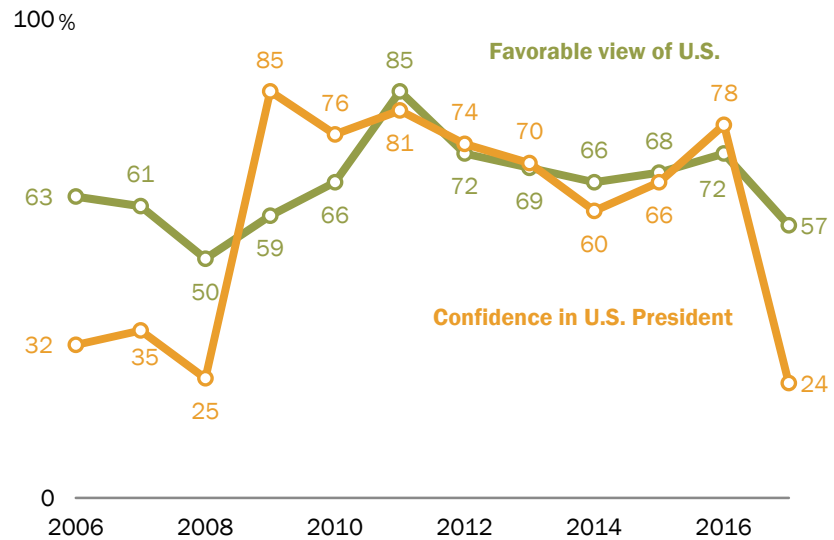
Along with a democratically elected government, another defining feature of Japan's post-WWII existence has been its close relationship with the United States. Japanese attitudes toward America have oscillated over the past decade, but in 2017 public opinion about both the U.S. and its newly elected president took a decidedly negative turn.

Today, just 57% of Japanese see the U.S. favorably – down 15 percentage points from a year ago. This is the steepest year-over-year decline in

Japanese opinion of the U.S. going back a full decade. Support for the U.S. in Japan is now at its lowest level since 2008. Japanese judgment of their longtime ally is lower than that in the Philippines (78%) or South Korea (75%), but higher than that in Australia (48%). And the Japanese are not alone in their growing wariness of the U.S.: Favorability of America is down 14 percentage points in the Philippines, 12 points in Australia and 9 points in South Korea. (*For more on global views of the U.S., see [“U.S. Image Suffers as Publics Around the World Question Trump’s Leadership.”](#)*)

Few Japanese trust U.S. President Donald Trump. Roughly a quarter (24%) express confidence in him to do the right thing in world affairs. Such faith is significantly below that in the Philippines (69%), somewhat lower than in Australia (29%), but higher than in South Korea (17%). Japanese confidence in Trump is 54 points lower than that expressed in 2016 for his predecessor Barack Obama. By comparison, trust in the current U.S. chief executive is down 71 points in South Korea, 55 points in Australia and 25 points in the Philippines.

Japanese view of the U.S. and confidence in the American president has sharply declined



Source: Spring 2017 Global Attitudes Survey. Q12a & Q30a.

PEW RESEARCH CENTER

Reflecting their declining opinion of the U.S. and their lack of confidence in the new U.S. president, more than twice as many Japanese worry that the alliance between the two countries will deteriorate as believe the relationship will improve now that Trump is president. About four-in-ten Japanese (41%) think relations will get worse. Just 17% believe things will get better and 34% expect them to stay the same. Nearly twice as many Japanese ages 18 to 29 (25%) as Japanese ages 50 and older (13%) expect things will get better. And men (22%) are more likely than women (12%) to expect an improvement.

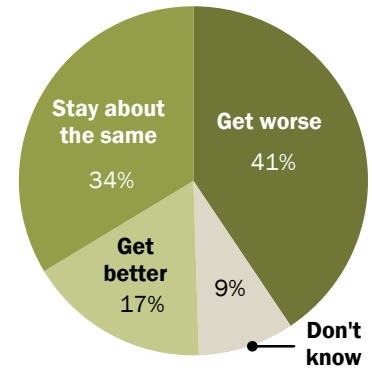
Global threats

Many Japanese see the world as a threatening place. Their principal concern is the possibility of cyberattacks from other countries: 76% see this as a major threat, a concern shared by all age groups and greater than their worry about U.S. or Chinese power and influence. The Japanese, along with South Koreans, are more worried about cyberattacks than are the remaining 36 nations polled in the 2017 Pew Research Center survey. (*For views on global threats, see [“Globally, People Point to ISIS and Climate Change as Leading Security Threats.”](#)*)

Two-thirds of Japanese (67%) see global climate change as a major danger. About six-in-ten (62%) voice the view that the Islamic militant group known as ISIS is a major threat to Japan. But only 38% say a large number of refugees leaving countries such as Iraq and Syria pose a major peril. In 2016 Japan took in only **28** refugees from all countries.

Japanese see U.S.-Japan relations getting worse, not better

Now that Donald Trump is the president of the United States, relations between Japan and the U.S. will ...

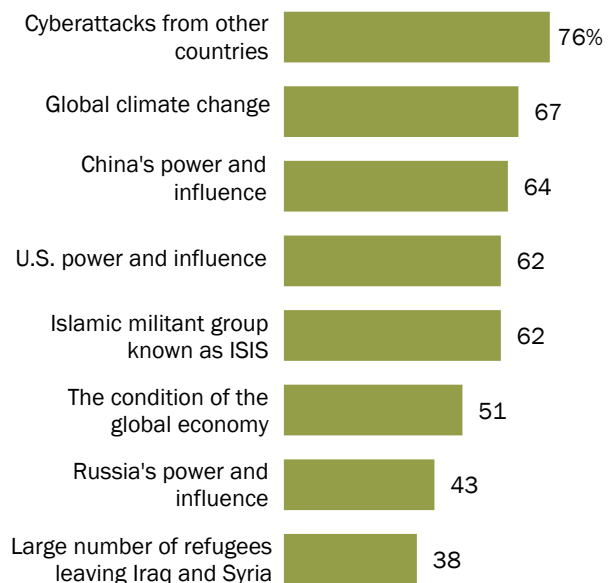


Source: Spring 2017 Global Attitudes Survey, Q36.

PEW RESEARCH CENTER

Cyberattacks most worry Japanese

___ is a major threat to our country



Source: Spring 2017 Global Attitudes Survey, Q17a-h.

PEW RESEARCH CENTER

The Korea problem

North Korea, which is rapidly building up a nuclear arsenal, poses an existential threat to many Japanese. Two-thirds (66%) are *very* concerned about Pyongyang having nuclear weapons, and this question was asked before North Korea tested a number of long-range missiles and nuclear weapons. This level of apprehension is comparable to that among Americans (65%) but higher than among South Koreans (59%).

Roughly six-in-ten Japanese (61%) support increasing economic sanctions against North Korea to deal with Pyongyang's nuclear program. Only 25% back deepening ties with North Korea. Notably, however, 41% of young Japanese support deepening ties, while only 21% of their elders, those ages 50 and older, agree.

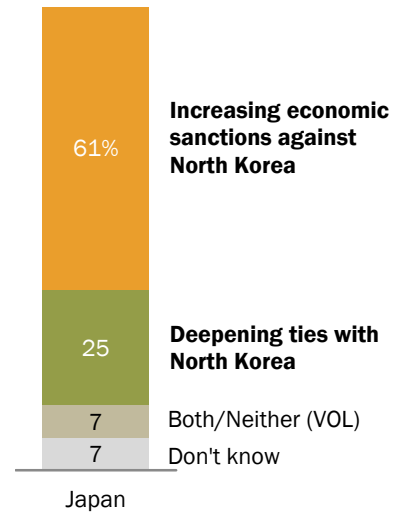
In their preferred approach to Pyongyang, the Japanese are again closely aligned with Americans, but their views differ from those of South Koreans, who are more supportive of closer ties with the North.

Japan also has a troubled history with South Korea, having occupied the Korean Peninsula for much of the first half of the 20th century.

Just 26% of Japanese hold a favorable opinion of South Korea, comparable to recent public sentiment but down from 57% who held a positive view in 2008. Again, there is a generational divide in Japan about South Korea: 40% of young Japanese voice a favorable view, but only 18% of older Japanese agree.

Japanese favor increasing sanctions against North Korea

Which is the better option for dealing with North Korea's nuclear program?



Source: Spring 2017 Global Attitudes Survey. Q57.

PEW RESEARCH CENTER

Japan's image in Asia

Japan's relations with its neighbors are in part defined by how other nations see Japan. Among its Asian neighbors, Japan is generally popular, except in South Korea, where there are long-standing animosities, and in India, where many people do not have an opinion about Japan.

Overwhelming majorities in

Australia (88%), Vietnam (86%), the Philippines (82%) and Indonesia (76%) have a favorable opinion of Japan, including 47% of Vietnamese and 33% of Filipinos who hold a *very* favorable view. Since 2013 and 2014, Japan's image has improved in both Australia and Vietnam, respectively.

In contrast, just 31% of South Koreans see Japan favorably. Such sentiment has improved a bit since 2013, but is still below the 47% who expressed a positive opinion in 2008. One continuing source of tension between the two nations stems from World War II, when Japanese soldiers pressed Korean women into serving as "comfort women," or prostitutes.

In India, a nation with which Japan is trying to deepen economic and military ties, 42% voice a favorable opinion of Japan and only 15% have an unfavorable assessment, but 42% also express no view.

Asia-Pacific views of Japan improving somewhat

Favorable view of Japan

	2013	2014	2015	2016	2017	2017-2013 Change
	%	%	%	%	%	
Australia	78	-	80	79	88	+10
Vietnam	-	77	82	-	86	+9*
South Korea	22	22	25	-	31	+9
Philippines	78	80	81	-	82	+4
Indonesia	79	77	71	-	76	-3
India	49	43	46	44	42	-7

*Question was not asked in Vietnam in 2013. The difference shown is for 2017-2014.
Source: Spring 2017 Global Attitudes Survey, Q12I.

PEW RESEARCH CENTER

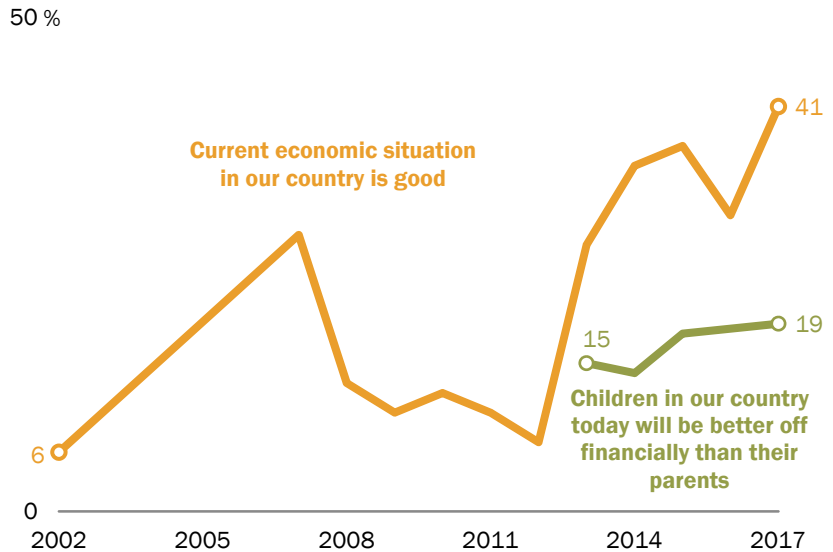
1. Japanese more satisfied with economy, but doubts about future persist

People in Japan believe their lives have improved dramatically over the past two generations. Roughly two-thirds (65%) say life in Japan today is better for people like them than it was 50 years ago. The Japanese are much more upbeat [than Americans](#) (37%) who were asked to compare their lives today to a half century ago.

Japanese also feel better about their country's current economic situation than they did a year ago. In spring 2017, roughly four-in-ten

(41%) said economic conditions were good, up from three-in-ten (30%) in 2016. While hardly a ringing endorsement of their nation's economic health, the Japanese express a more positive view of their economy than at any time since Pew Research Center began asking this question in 2002.

Japanese economic sentiment on the upswing



Source: Spring 2017 Global Attitudes Survey. Q5 & Q8.

PEW RESEARCH CENTER

The echoes of Japan's long-struggling economy are evident among Japanese ages 30 to 49 – they are the most negative about the current economy. Roughly two-thirds (65%) of this age group say economic conditions are bad.

Although overall economic satisfaction is on the rise in Japan, concerns about the future persist.

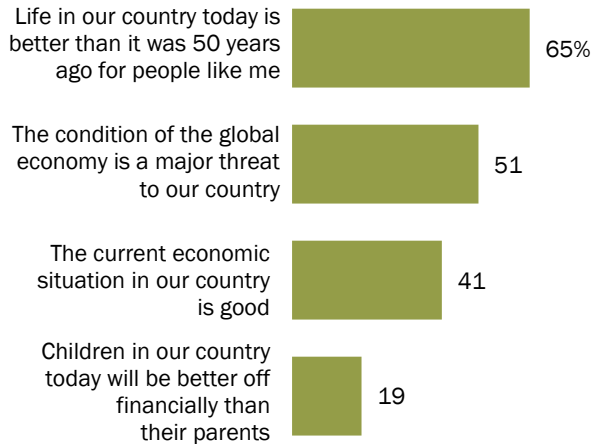
About half of Japanese (51%) believe the condition of the global economy poses a major threat to Japan. (Concern about this issue is substantially lower than for a number of other threats such as cyberattacks.)

Worries about external economic turbulence are particularly strong among the young: 65% of those ages 18 to 29 are worried, compared with 43% of those ages 50 and older.

When it comes to the global economic balance of power, just 7% of Japanese believe that Japan is the world's leading economic power. Such lack of faith in the country's economic pre-eminence has been prevalent for years.

When asked about the economic prospects of the next generation, only 19% believe that today's children will be better off financially than their parents, while 72% say kids will be worse off when they grow up. But there is a more hopeful note on this issue: About a third (32%) of younger Japanese believe children will be better off, while pessimism is stronger among those ages 30 to 49 and those 50 and older: Only 18% and 16% respectively in those age groups think today's youngsters will prosper financially.

Japanese worried about economy and financial prospects for today's children



Source: Spring 2017 Global Attitudes Survey. Q3, Q5, Q8 & Q17h.

PEW RESEARCH CENTER

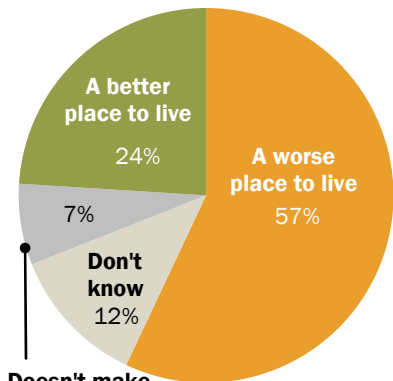
Unease over immigration and cultural diversity

Japan's population is expected to decline by **30%** over the next half century, thanks to aging and a low birthrate. One way to meet that demographic challenge is through immigration. But as of 2015, only about 2 million immigrants lived in Japan, making up about **2%** of the population – far less than other aging societies, such as Germany (15%) and the U.S. (14%).

But increasing Japan's immigrant population may face domestic reluctance. Just 24% of Japanese believe that having people of many different backgrounds – diverse ethnic groups, religions and races – makes their country a better place to live. A majority (57%) says it makes Japan a worse place to live. One sign that Japanese views may change: 44% of Japanese ages 18 to 29 say diversity makes for a better country, compared with 17% of those ages 50 and older.

Many Japanese feel diversity makes the country a worse place

Overall, having people of many different backgrounds, such as different ethnic groups, religions and races, makes our country ...



Doesn't make much difference either way (VOL)

Source: Spring 2017 Global Attitudes Survey. Q43.

PEW RESEARCH CENTER

2. Mixed feelings on Japan's democracy

The Japanese public is split in its overall satisfaction with Japan's democracy, while expressing slightly more trust in the national government.

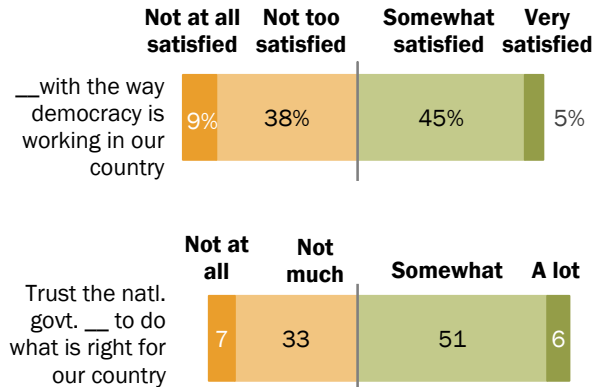
Though just 6% of Japanese have *a lot* of trust in their national government to do what is right for Japan, 51% have some trust. Such confidence (a total of 57%) is lower than in the Netherlands (71%), Germany (69%), or Sweden (67%). But Japanese trust is higher than that expressed by people in the United States (51%), the United Kingdom (49%) and Australia (48%).

Meanwhile, only half the Japanese are happy

with the state of Japan's democracy: 5% say they are *very* satisfied with the way democracy is working in their country, and another 45% are somewhat satisfied. Meanwhile, 47% are not satisfied. It is Japanese ages 30 to 49 (50% dissatisfied) and those ages 50 and older (48% dissatisfied) who are most uneasy. Just 32% of those ages 18 to 29 are displeased.

Notably, those who are dissatisfied with Japanese democracy overwhelmingly do not trust the government to do the right thing, and those who do not trust the government are widely dissatisfied with Japanese democracy.

Japanese divided over performance of their democracy



Source: Spring 2017 Global Attitudes Survey. Q4 & Q9.

PEW RESEARCH CENTER

Divided in their views on the functioning of Japanese democracy, some see value in other ways of running the nation. While 77% say a good way to govern the country is a democratic system where representatives elected by citizens decide what becomes law, 65% also believe it would be good if citizens, not elected officials, vote directly on major national issues to decide what becomes law. Another 49% say it would be good if experts, not elected officials, make decisions according to what they think is best for the country.

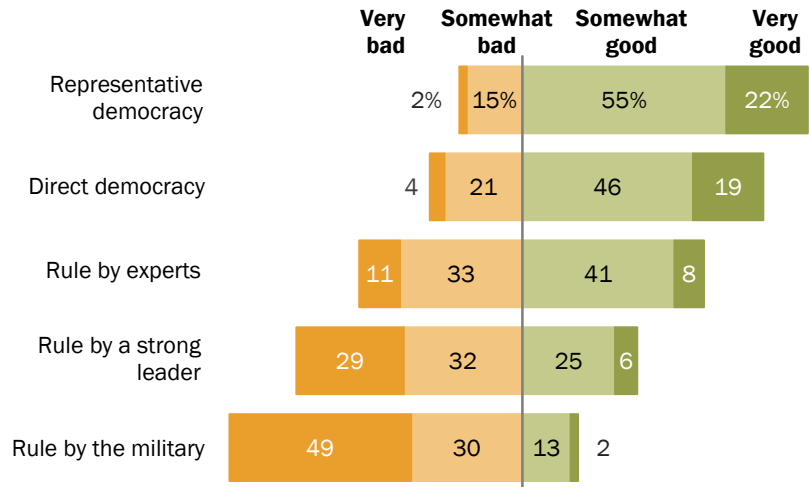
About three-in-ten (31%) favor a strong leader to make decisions without interference from parliament or the courts. Roughly a third (35%) of those Japanese with a secondary school education or less favor a government run by a strong leader, while only a quarter (25%) of those with more than a secondary education agree.

Just 15% support military rule and 49% say this type of governance – similar to that of Japan during World War II – would be a *very* bad way to rule the country. But among the small minority who favor military control, those with a secondary education or less (19%) are about twice as likely as those with more than a secondary education (8%) to back such rule.

Young Japanese (ages 18 to 29) are more satisfied than their elders (ages 50 and older) with the way Japanese democracy is working, with a 10-percentage-point generation gap. But they are more supportive of government decision-making by experts. There is an 18-point difference in views on a technocracy: 63% of 18- to 29-year-old Japanese but just 45% of those ages 50 and

Roughly half or more Japanese back democracy, decisions by experts

Would ___ be a very good, somewhat good, somewhat bad or very bad way of governing our country?



Note: Full question wordings for political systems: Representative democracy, "A democratic system where representatives elected by citizens decide what becomes law"; Direct democracy, "A democratic system where citizens, not elected officials, vote directly on major national issues to decide what becomes law"; Rule by experts, "Experts, not elected officials, make decisions according to what they think is best for the country"; Rule by a strong leader, "A system in which a strong leader can make decisions without interference from parliament or the courts"; Rule by the military, "The military rules the country."

Source: Spring 2017 Global Attitudes Survey. Q29a-e.

PEW RESEARCH CENTER

older favor experts, not elected officials, making decisions according to what they think is best for the country.

3. No love lost with China

Japan is the world's [third largest economy](#) and has the [seventh-most powerful military](#). It plays a major role on the world stage, where its interactions with other nations are increasingly consequential.

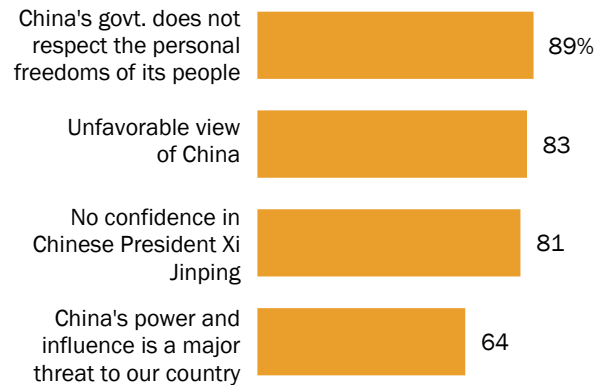
Japan's adversarial relationship with China dates from the 13th century and the Yuan Dynasty's [attempted invasions of the Japanese archipelago](#). The first and second Sino-Japanese Wars between 1894 and 1945 renewed animosity. Today, nearly two-thirds of Japanese (64%) see China's power and influence as a major threat, though this is down 10 percentage points from 2013, the last time Pew Research Center asked this question. Notably, it is older Japanese (68% of those 50 and older) who are more troubled by China than younger Japanese (55% of those ages 18 to 29). But the Japanese are also less worried about their regional rival than are South Koreans ([83% of whom see Beijing as a major threat](#)) and Vietnamese (80%).

Overall, roughly eight-in-ten Japanese (83%) have an unfavorable view of China, including 35% who hold a *very* unfavorable opinion of Beijing. Just 13% of Japanese see China positively.

Few Japanese trust China's President Xi Jinping. Only 11% have confidence in him to do the right thing regarding world affairs, while 81% express little or no confidence. Middle-aged and older Japanese (ages 30 to 49 and ages 50 and older, both 82%) are more likely to express a lack of confidence in the Chinese leader than are younger Japanese (68%).

Roughly one-in-ten Japanese (9%) believe that Beijing respects the personal freedoms of its people, while more than eight-in-ten (85%) say it does not.

Japanese quite negative on China



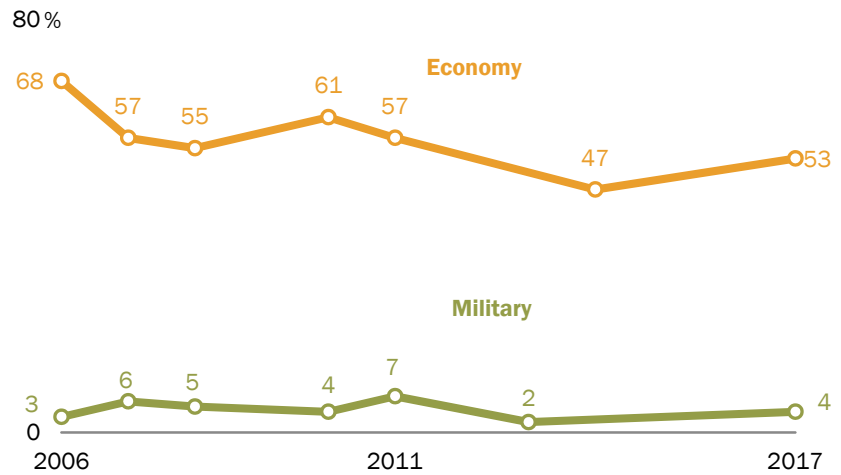
Source: Spring 2017 Global Attitudes Survey. Q12c, Q17a, Q27a & Q30b.

PEW RESEARCH CENTER

Japanese have starkly differing views of Chinese economic and military power. Just 19% think China is currently the world's leading economic power (versus 62% who say it's the U.S.). More than half (53%) believe that China's growing economy is a good thing for Japan, though this is down from 68% a decade ago. And just 4% of Japanese believe China's growing military power is a good thing for Japan, a sentiment that has barely changed over the years.

Japanese people divided on whether China's growing economy and military power are good

China's growing ___ is a good thing



Source: Spring 2017 Global Attitudes Survey. Q50 & Q51.

PEW RESEARCH CENTER

4. Troubles with the U.S. relationship?

Notably, despite a long military alliance with the United States and deep trans-Pacific economic ties, 62% of Japanese name U.S. power and influence a major threat to Japan. Such public concern about the U.S. is up 10 percentage points in the past year. Young Japanese (68%) and women (67%) are more likely to see Washington as a major threat than older Japanese (58%) and men (56%).

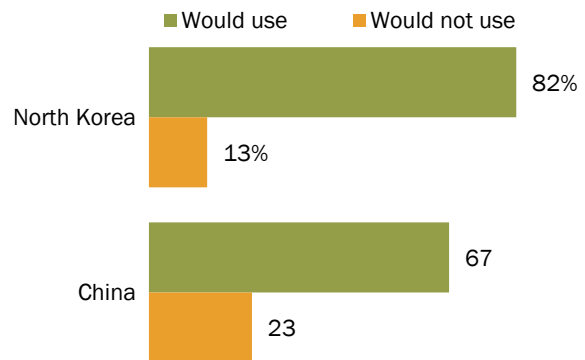
Nevertheless, a majority of Japanese (57%) hold a favorable view of the U.S. But this backing for America is down 15 points from 2016. Currently, men (61%) are more upbeat about America than women (53%). And three-quarters of Japanese (75%) voice a favorable view of Americans. Notably, Japanese who closely follow news specifically about the U.S. are more likely to have a favorable opinion of America (62%) than people who do not follow such news closely (45%).

One reason many Japanese continue to hold a positive impression of America may be that nearly seven-in-ten (69%) say the U.S. respects the personal freedoms of Americans. And roughly six-in-ten (62%) name the U.S. as the world's leading economic power.

Japanese adults also express great trust in their country's longtime ally. Two-thirds believe that the U.S. would use military force to defend them against China and eight-in-ten (82%) think Washington would stand with them in a military conflict with North Korea.

Japanese believe U.S. would help them in a conflict with North Korea or China

If Japan and ___ got into a serious military conflict, do you think that the U.S. would use military force to defend our country?

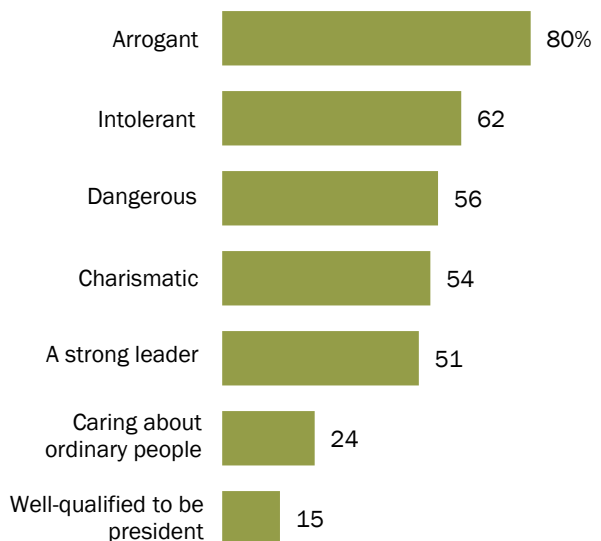


Source: Spring 2017 Global Attitudes Survey. Q54a-b.

PEW RESEARCH CENTER

Japanese see Trump as arrogant, intolerant, dangerous

% saying they think of Donald Trump as ...



Source: Spring 2017 Global Attitudes Survey. Q37a-g.

PEW RESEARCH CENTER

But the Japanese have little good to say about current U.S. President Donald Trump. Only 24% trust Trump to do the right thing regarding world affairs, with men (32%) expressing twice as much confidence as women (16%). By contrast, an overwhelming 78% trusted Barack Obama's international leadership in 2016.

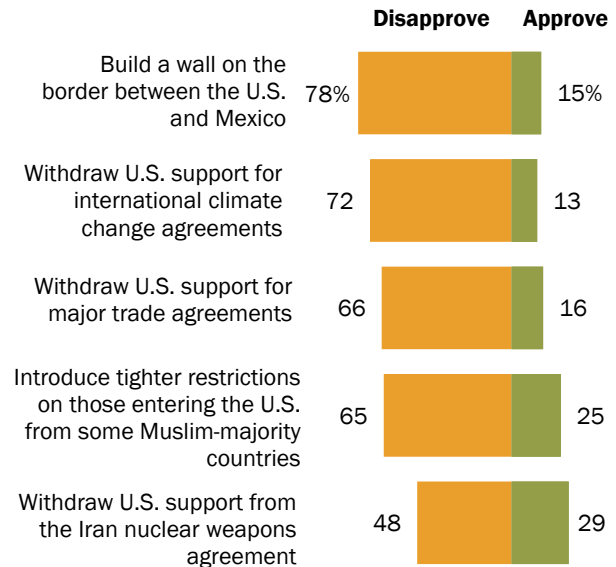
More than half (54%) of Japanese think the U.S. president is charismatic. And about half (51%) say he is a strong leader. Yet majorities say Trump is arrogant (80%), intolerant (62%) and even dangerous (56%). This may help explain why just 15% of Japanese people believe that Trump is well-qualified to be president.

Many Japanese disagree with some of Trump's signature policy proposals. Nearly eight-in-ten (78%) reject the president's desire to build a wall along the border between the U.S. and Mexico. Roughly two-thirds (66%) oppose his expressed desire to withdraw U.S support for major trade agreements. In addition, 65% disapprove of his plan to introduce tighter restrictions on those entering the U.S. from some Muslim-majority countries.

Even before Washington pulled out of the Paris climate accord (which included Japan), a majority of Japanese disapproved of Trump's plan to withdraw from international climate agreements (72%).

Trump's policies on immigration, climate, trade widely unpopular in Japan

Do you approve or disapprove of President Donald Trump's proposed policy to ...



Source: Spring 2017 Global Attitudes Survey, Q38a-e.

PEW RESEARCH CENTER

Japanese views of the U.S. divide along generational lines. Roughly two-thirds (67%) of Japanese ages 18 to 29 hold a favorable opinion of the U.S., but only about half (51%) of those ages 50 and older agree. And it is older Japanese who are most likely to have lost faith in the U.S.: 69% of them held a favorable view of America just one year ago.

Similarly, while 31% of younger Japanese have confidence in Trump, only 20% of older Japanese agree.

Young Japanese generally hold more positive views of Trump's character. They are more likely than older Japanese to say he is a strong leader and charismatic. Although they see him as arrogant, they are less judgmental than their elders. And despite their criticism, young people are nearly three times as likely as older Japanese to believe Trump is well-qualified to be president and nearly twice as likely to say Trump cares about ordinary people.

Young Japanese less critical of Trump

% saying they think of Donald Trump as ...

	18-29	30-49	50+	Youngest-oldest gap
	%	%	%	
A strong leader	64	64	41	+23
Well-qualified to be president	28	16	10	+18
Caring about ordinary people	36	26	19	+17
Charismatic	60	64	46	+14
Dangerous	55	51	59	-4
Intolerant	53	60	65	-12
Arrogant	68	79	83	-15

Note: Statistically significant differences in bold.

Source: Spring 2017 Global Attitudes Survey. Q37a-g.

PEW RESEARCH CENTER

5. Few see Russia as a threat

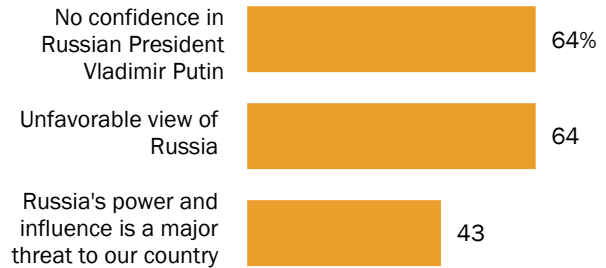
Japanese adults are far less worried about Russia than they are about China or the U.S. Only about four-in-ten (43%) think Russia poses a major threat to Japan. And nearly two-thirds (64%) voice an unfavorable view of Russia, while just 26% see Moscow favorably.

There is, however, a significant generational difference in perceptions of Russia: 53% of Japanese ages 18 to 29 hold a positive view of their northwestern neighbor, but only 16% of Japanese ages 50 and older agree.

This generation gap may be due to the young-old divide over Russia's civil liberties record. Overall, 23% of Japanese say Russia respects the personal freedoms of its own people and 61% say it does not. But 60% of young Japanese believe Moscow respects the human rights of its people, while only 11% of older Japanese agree.

Most Japanese do not trust Russian President Vladimir Putin. Nearly two-thirds (64%) lack confidence in him to do the right thing regarding world affairs. Just 28% express confidence. But perception of Putin divides along age and gender lines. Among the young, 49% voice confidence, while only 17% of older Japanese trust his handling of international relations. And men (33%) are more confident in the Russian leader than women (24%).

Few Japanese are positive toward Putin or Russia



Source: Spring 2017 Global Attitudes Survey. Q12e, Q17c & Q30c.

PEW RESEARCH CENTER

Acknowledgments

This report is a collaborative effort based on the input and analysis of the following individuals.

Bruce Stokes, *Director, Global Economic Attitudes*

James Bell, *Vice President, Global Strategy*

Caldwell Bishop, *Research Associate*

Hanyu Chwe, *Research Assistant*

Stefan Cornibert, *Communications Manager*

Danielle Cuddington, *Research Analyst*

Claudia Deane, *Vice President, Research*

Janell Fetterolf, *Research Associate*

Courtney Johnson, *Research Associate*

Michael Keegan, *Information Graphics Designer*

David Kent, *Copy Editor*

Dorothy Manevich, *Research Analyst*

Patrick Moynihan, *Associate Director, International Research Methods*

Courtney Nelson, *Research Assistant*

Jacob Poushter, *Senior Researcher*

Audrey Powers, *Administrative Manager*

Ariana Rodriguez-Gitler, *Digital Producer*

Steve Schwarzer, *Senior Research Methodologist*

Laura Silver, *Senior Researcher*

Katie Simmons, *Associate Director, Research*

Rhonda Stewart, *Senior Communications Manager*

Kyle Taylor, *Research Assistant*

Richard Wike, *Director, Global Attitudes Research*

Margaret Vice, *Senior Researcher*

Benjamin Wormald, *Web Developer*

Methodology

About the Pew Research Center's Spring 2017 Global Attitudes Survey

Results for the survey are based on telephone and face-to-face interviews conducted under the direction of Princeton Survey Research Associates International and Kantar Public UK. The results are based on national samples, unless otherwise noted. More details about our international survey methodology and country-specific sample designs are [available here](#).

[Detailed information on survey methods for this report](#)

[General information on international survey research](#)

Topline Questionnaire

**Pew Research Center
Spring 2017 Survey
October 17, 2017 Release**

Methodological notes:

- Survey results are based on national samples. For further details on sample designs, see Methodology section and our [international survey methods database](#).
- Due to rounding, percentages may not total 100%. The topline “total” columns show 100%, because they are based on unrounded numbers.
- Since 2007, the Pew Research Center has used an automated process to generate toplines for its Global Attitudes surveys. As a result, numbers may differ slightly from those published prior to 2007.
- Not all questions included in the Spring 2017 survey are presented in this topline. Omitted questions have either been previously released or will be released in future reports.

		Q3. In general, would you say life in (survey country) today is better, worse, or about the same as it was fifty years ago for people like you?				
		Better	Worse	About the same	DK/Refused	Total
Japan	Spring, 2017	65	15	15	4	100

		Q4. How much do you trust the national government to do what is right for (survey country) – a lot, somewhat, not much, or not at all?					
		A lot	Somewhat	Not much	Not at all	DK/Refused	Total
Japan	Spring, 2017	6	51	33	7	3	100

		Q5. Now thinking about our economic situation, how would you describe the current economic situation in (survey country) – is it very good, somewhat good, somewhat bad or very bad?					
		Very good	Somewhat good	Somewhat bad	Very bad	DK/Refused	Total
Japan	Spring, 2017	2	39	47	9	3	100
	Spring, 2016	1	29	53	15	3	100
	Spring, 2015	1	36	46	14	2	100
	Spring, 2014	1	34	50	13	2	100
	Spring, 2013	1	26	55	16	1	100
	Spring, 2012	0	7	44	49	0	100
	Spring, 2011	1	9	46	42	1	100
	Spring, 2010	1	11	49	39	0	100
	Spring, 2009	1	9	47	43	1	100
	Spring, 2008	1	12	57	28	1	100
	Spring, 2007	1	27	54	17	2	100
	Summer, 2002	0	6	42	51	0	100

		Q8. When children today in (survey country) grow up, do you think they will be better off or worse off financially than their parents?				
		Better off	Worse off	Same (VOL)	DK/Refused	Total
Japan	Spring, 2017	19	72	3	6	100
	Spring, 2015	18	72	4	6	100
	Spring, 2014	14	79	4	3	100
	Spring, 2013	15	76	4	5	100

		Q9. How satisfied are you with the way democracy is working in our country – very satisfied, somewhat satisfied, not too satisfied or not at all satisfied?					
		Very satisfied	Somewhat satisfied	Not too satisfied	Not at all satisfied	DK/Refused	Total
Japan	Spring, 2017	5	45	38	9	3	100

		Q12c. Please tell me if you have a very favorable, somewhat favorable, somewhat unfavorable or very unfavorable opinion of _____. c. China					
		Very favorable	Somewhat favorable	Somewhat unfavorable	Very unfavorable	DK/Refused	Total
Japan	Spring, 2017	1	12	48	35	4	100
	Spring, 2016	1	10	44	42	2	100
	Spring, 2015	1	8	40	49	2	100
	Spring, 2014	1	6	38	53	3	100
	Spring, 2013	0	5	45	48	1	100
	Spring, 2012	1	14	49	35	1	100
	Spring, 2011	2	32	45	16	4	100
	Spring, 2010	2	24	49	20	4	100
	Spring, 2009	2	24	50	19	5	100
	Spring, 2008	1	13	50	34	2	100
	Spring, 2007	3	26	51	16	4	100
	Spring, 2006	3	24	49	22	1	100
	Summer, 2002	8	47	35	7	3	100

		Q12e. Please tell me if you have a very favorable, somewhat favorable, somewhat unfavorable or very unfavorable opinion of _____. e. Russia					
		Very favorable	Somewhat favorable	Somewhat unfavorable	Very unfavorable	DK/Refused	Total
Japan	Spring, 2017	1	25	46	18	10	100
	Spring, 2015	1	20	49	24	7	100
	Spring, 2014	1	22	50	19	7	100
	Spring, 2013	1	26	53	11	10	100
	Spring, 2012	2	20	53	19	6	100
	Spring, 2011	1	27	48	14	10	100
	Spring, 2010	1	29	48	12	10	100
	Spring, 2009	1	22	50	18	9	100
Spring, 2007	2	20	50	17	11	100	

		Q12i. Please tell me if you have a very favorable, somewhat favorable, somewhat unfavorable or very unfavorable opinion of _____. i. Japan					
		Very favorable	Somewhat favorable	Somewhat unfavorable	Very unfavorable	DK/Refused	Total
Australia	Spring, 2017	30	58	6	1	5	100
	Spring, 2016	19	60	10	3	9	100
	Spring, 2015	22	58	8	2	10	100
	Spring, 2013	16	62	12	4	6	100
	Spring, 2008	11	66	13	4	7	100
India	Spring, 2017	16	26	9	6	42	100
	Spring, 2016	15	29	14	8	35	100
	Spring, 2015	18	28	11	5	38	100
	Spring, 2014	15	28	12	8	37	100
Winter, 2013-2014	15	34	15	10	26	100	
Indonesia	Spring, 2017	20	56	9	4	10	100
	Spring, 2015	29	42	9	4	17	100
	Spring, 2014	30	47	12	2	10	100
	Spring, 2013	28	51	9	3	9	100
	Spring, 2008	18	59	12	2	9	100
	Spring, 2007	19	65	9	1	6	100
	Spring, 2006	22	56	13	3	6	100
Spring, 2005	32	53	9	2	4	100	
Philippines	Spring, 2017	33	49	8	4	7	100
	Spring, 2015	28	53	9	3	6	100
	Spring, 2014	26	54	12	5	4	100
	Spring, 2013	18	60	15	3	4	100
South Korea	Spring, 2017	1	30	41	26	2	100
	Spring, 2015	1	24	38	35	1	100
	Spring, 2014	1	21	39	38	2	100
	Spring, 2013	1	21	39	38	1	100
	Spring, 2008	3	44	38	13	2	100
	Spring, 2007	2	23	39	33	3	100
Vietnam	Spring, 2017	47	39	7	1	5	100
	Spring, 2015	50	32	6	2	10	100
	Spring, 2014	39	38	11	2	9	100

		Q12o. Please tell me if you have a very favorable, somewhat favorable, somewhat unfavorable or very unfavorable opinion of _____. o. South Korea					
		Very favorable	Somewhat favorable	Somewhat unfavorable	Very unfavorable	DK/Refused	Total
Japan	Spring, 2017	2	24	44	28	4	100
	Spring, 2016	1	26	43	25	4	100
	Spring, 2015	1	20	43	32	3	100
	Spring, 2008	4	53	32	8	3	100
	Spring, 2006	6	50	34	9	1	100

		Q17a. I'd like your opinion about some possible international concerns for (survey country). Do you think that ____ is a major threat, a minor threat or not a threat to (survey country)? a. China's power and influence				
		Major threat	Minor threat	Not a threat	DK/Refused	Total
Japan	Spring, 2017	64	25	7	5	100
	Spring, 2013	74	17	7	2	100

		Q17b. I'd like your opinion about some possible international concerns for (survey country). Do you think that ____ is a major threat, a minor threat or not a threat to (survey country)? b. the United States' power and influence				
		Major threat	Minor threat	Not a threat	DK/Refused	Total
Japan	Spring, 2017	62	22	12	4	100
	Spring, 2016	52	30	14	4	100
	Spring, 2013	49	35	13	3	100

		Q17c. I'd like your opinion about some possible international concerns for (survey country). Do you think that ____ is a major threat, a minor threat or not a threat to (survey country)? c. Russia's power and influence				
		Major threat	Minor threat	Not a threat	DK/Refused	Total
Japan	Spring, 2017	43	40	9	8	100

		Q17d. I'd like your opinion about some possible international concerns for (survey country). Do you think that ____ is a major threat, a minor threat or not a threat to (survey country)? d. global climate change				
		Major threat	Minor threat	Not a threat	DK/Refused	Total
Japan	Spring, 2017	67	26	4	3	100
	Spring, 2016	68	21	8	3	100
	Spring, 2013	72	21	5	2	100

		Q17e. I'd like your opinion about some possible international concerns for (survey country). Do you think that ____ is a major threat, a minor threat or not a threat to (survey country)? e. the Islamic militant group known as ISIS				
		Major threat	Minor threat	Not a threat	DK/Refused	Total
Japan	Spring, 2017	62	24	6	7	100
	Spring, 2016	69	19	8	4	100

		Q17f. I'd like your opinion about some possible international concerns for (survey country). Do you think that ____ is a major threat, a minor threat or not a threat to (survey country)? f. cyberattacks from other countries				
		Major threat	Minor threat	Not a threat	DK/Refused	Total
Japan	Spring, 2017	76	15	4	6	100
	Spring, 2016	71	18	6	4	100

		Q17g. I'd like your opinion about some possible international concerns for (survey country). Do you think that ____ is a major threat, a minor threat or not a threat to (survey country)? g. a large number of refugees leaving countries such as Iraq and Syria				
		Major threat	Minor threat	Not a threat	DK/Refused	Total
Japan	Spring, 2017	38	39	16	6	100
	Spring, 2016	39	41	16	5	100

		Q17h. I'd like your opinion about some possible international concerns for (survey country). Do you think that ____ is a major threat, a minor threat or not a threat to (survey country)? h. the condition of the global economy				
		Major threat	Minor threat	Not a threat	DK/Refused	Total
Japan	Spring, 2017	51	31	10	8	100

		Q23. Today, which ONE of the following do you think is the world's leading economic power?							DK/Refused	Total
		The United States	China	Japan	The countries of the European Union	Other (VOL)	None / There is no leading economic power (VOL)			
Japan	Spring, 2017	62	19	7	6	0	1	5	100	
	Spring, 2016	61	24	6	6	0	1	3	100	
	Spring, 2015	59	23	6	5	0	1	5	100	
	Spring, 2014	59	23	4	7	0	1	5	100	
	Spring, 2013	67	20	4	4	0	1	4	100	
	Spring, 2012	45	43	3	5	0	2	3	100	
	Spring, 2011	55	33	3	6	0	1	3	100	
	Spring, 2010	40	50	2	4	0	1	2	100	
	Spring, 2009	58	21	6	7	0	2	6	100	
Spring, 2008	52	19	6	19	1	1	2	100		

		Q27a. Do you think the government of ____ respects the personal freedoms of its people or don't you think so? a. China			
		Yes, respects personal freedoms	No, does not respect personal freedoms	DK/Refused	Total
Japan	Spring, 2017	9	85	6	100
	Spring, 2016	7	88	5	100
	Spring, 2015	3	93	4	100
	Spring, 2014	4	89	7	100
	Spring, 2013	5	88	7	100
	Spring, 2008	6	88	6	100

		Q27b. Do you think the government of ____ respects the personal freedoms of its people or don't you think so? b. the United States			
		Yes, respects personal freedoms	No, does not respect personal freedoms	DK/Refused	Total
Japan	Spring, 2017	69	24	6	100
	Spring, 2016	76	17	7	100
	Spring, 2015	76	17	7	100
	Spring, 2014	84	10	6	100
	Spring, 2013	85	9	6	100
	Spring, 2008	80	17	3	100

		Q27d. Do you think the government of ____ respects the personal freedoms of its people or don't you think so? d. Russia			
		Yes, respects personal freedoms	No, does not respect personal freedoms	DK/Refused	Total
Japan	Spring, 2017	23	61	16	100
	Spring, 2014	16	70	14	100
	Spring, 2008	22	63	15	100

		Q29a. I'm going to describe various types of political systems and ask what you think about each as a way of governing our country. For each one, would it be a very good, somewhat good, somewhat bad or very bad way of governing this country? a. a democratic system where citizens, not elected officials, vote directly on major national issues to decide what becomes law					
		Very good	Somewhat good	Somewhat bad	Very bad	DK/Refused	Total
Japan	Spring, 2017	19	46	21	4	9	100

		Q29b. I'm going to describe various types of political systems and ask what you think about each as a way of governing our country. For each one, would it be a very good, somewhat good, somewhat bad or very bad way of governing this country? b. a democratic system where representatives elected by citizens decide what becomes law					
		Very good	Somewhat good	Somewhat bad	Very bad	DK/Refused	Total
Japan	Spring, 2017	22	55	15	2	5	100

		Q29c. I'm going to describe various types of political systems and ask what you think about each as a way of governing our country. For each one, would it be a very good, somewhat good, somewhat bad or very bad way of governing this country? c. a system in which a strong leader can make decisions without interference from parliament or the courts					
		Very good	Somewhat good	Somewhat bad	Very bad	DK/Refused	Total
Japan	Spring, 2017	6	25	32	29	7	100

		Q29d. I'm going to describe various types of political systems and ask what you think about each as a way of governing our country. For each one, would it be a very good, somewhat good, somewhat bad or very bad way of governing this country? d. experts, not elected officials, make decisions according to what they think is best for the country					
		Very good	Somewhat good	Somewhat bad	Very bad	DK/Refused	Total
Japan	Spring, 2017	8	41	33	11	7	100

		Q29e. I'm going to describe various types of political systems and ask what you think about each as a way of governing our country. For each one, would it be a very good, somewhat good, somewhat bad or very bad way of governing this country? e. the military rules the country					
		Very good	Somewhat good	Somewhat bad	Very bad	DK/Refused	Total
Japan	Spring, 2017	2	13	30	49	6	100

		Q30a. For each, tell me how much confidence you have in each leader to do the right thing regarding world affairs — a lot of confidence, some confidence, not too much confidence or no confidence at all. a. U.S. President Donald Trump					
		A lot of confidence	Some confidence	Not too much confidence	No confidence at all	DK/Refused	Total
Japan	Spring, 2017	2	22	52	20	4	100
	Spring, 2016	2	7	33	49	9	100

In 2016, asked 'U.S. presidential candidate Donald Trump.'

		Q30b. For each, tell me how much confidence you have in each leader to do the right thing regarding world affairs — a lot of confidence, some confidence, not too much confidence or no confidence at all. b. Chinese President Xi Jinping					
		A lot of confidence	Some confidence	Not too much confidence	No confidence at all	DK/Refused	Total
Japan	Spring, 2017	0	11	46	35	8	100
	Spring, 2016	1	11	39	40	10	100
	Spring, 2015	1	11	41	41	6	100
	Spring, 2014	0	6	43	44	7	100

		Q30c. For each, tell me how much confidence you have in each leader to do the right thing regarding world affairs — a lot of confidence, some confidence, not too much confidence or no confidence at all. c. Russian President Vladimir Putin					
		A lot of confidence	Some confidence	Not too much confidence	No confidence at all	DK/Refused	Total
Japan	Spring, 2017	2	26	47	17	7	100
	Spring, 2016	4	22	43	22	9	100
	Spring, 2015	1	21	47	24	7	100
	Spring, 2014	1	19	52	20	7	100
	Spring, 2012	2	25	47	21	6	100
	Spring, 2008	3	25	41	21	10	100
	Spring, 2007	1	18	46	22	14	100
Spring, 2006	2	38	44	11	5	100	

		Q36. Now that Donald Trump is the president of the United States, over the next few years do you think that relations between (survey country) and the U.S. will get better, get worse or stay about the same?				
		Get better	Get worse	Stay about the same	DK/Refused	Total
Japan	Spring, 2017	17	41	34	9	100

		Q37a. Please tell me whether you think the following describes U.S. President Donald Trump. Do you think of Donald Trump as ____? a. well-qualified to be president			
		Yes	No	DK/Refused	Total
Japan	Spring, 2017	15	75	11	100

		Q37b. Please tell me whether you think the following describes U.S. President Donald Trump. Do you think of Donald Trump as ____? b. a strong leader			
		Yes	No	DK/Refused	Total
Japan	Spring, 2017	51	43	5	100

		Q37c. Please tell me whether you think the following describes U.S. President Donald Trump. Do you think of Donald Trump as ____? c. dangerous			
		Yes	No	DK/Refused	Total
Japan	Spring, 2017	56	36	8	100

		Q37d. Please tell me whether you think the following describes U.S. President Donald Trump. Do you think of Donald Trump as ____? d. charismatic			
		Yes	No	DK/Refused	Total
Japan	Spring, 2017	54	39	7	100

		Q37e. Please tell me whether you think the following describes U.S. President Donald Trump. Do you think of Donald Trump as ____? e. intolerant			
		Yes	No	DK/Refused	Total
Japan	Spring, 2017	62	27	11	100

		Q37f. Please tell me whether you think the following describes U.S. President Donald Trump. Do you think of Donald Trump as ____? f. caring about ordinary people			
		Yes	No	DK/Refused	Total
Japan	Spring, 2017	24	66	11	100

		Q37g. Please tell me whether you think the following describes U.S. President Donald Trump. Do you think of Donald Trump as ____? g. arrogant			
		Yes	No	DK/Refused	Total
Japan	Spring, 2017	80	16	5	100

		Q38a. As I read some proposed policies of President Donald Trump, please tell me if you approve or disapprove of each one. a. withdraw support for international climate change agreements			
		Approve	Disapprove	DK/Refused	Total
Japan	Spring, 2017	13	72	15	100

		Q38b. As I read some proposed policies of President Donald Trump, please tell me if you approve or disapprove of each one. b. build a wall on the border between the U.S. and Mexico			
		Approve	Disapprove	DK/Refused	Total
Japan	Spring, 2017	15	78	7	100

		Q38c. As I read some proposed policies of President Donald Trump, please tell me if you approve or disapprove of each one. c. withdraw U.S. support from the Iran nuclear weapons agreement			
		Approve	Disapprove	DK/Refused	Total
Japan	Spring, 2017	29	48	23	100

		Q38d. As I read some proposed policies of President Donald Trump, please tell me if you approve or disapprove of each one. d. withdraw U.S. support for major trade agreements			
		Approve	Disapprove	DK/Refused	Total
Japan	Spring, 2017	16	66	18	100

		Q38e. As I read some proposed policies of President Donald Trump, please tell me if you approve or disapprove of each one. e. introduce tighter restrictions on those entering the U.S. from some majority-Muslim countries			
		Approve	Disapprove	DK/Refused	Total
Japan	Spring, 2017	25	65	10	100

		Q43. Overall, do you think having people of many different backgrounds, such as different ethnic groups, religions and races, makes our country a better place to live or a worse place to live?				
		A better place to live	A worse place to live	Doesnt make much difference either way (VOL)	DK/Refused	Total
Japan	Spring, 2017	24	57	7	12	100

		Q50. Overall do you think that China's growing economy is a good thing or a bad thing for our country?			
		Good thing	Bad thing	DK/Refused	Total
Japan	Spring, 2017	53	36	12	100
	Spring, 2014	47	39	14	100
	Spring, 2011	57	35	8	100
	Spring, 2010	61	29	11	100
	Spring, 2008	55	37	8	100
	Spring, 2007	57	27	16	100
	Spring, 2006	68	28	4	100

		Q51. Overall do you think that China's growing military power is a good thing or a bad thing for our country?			
		Good thing	Bad thing	DK/Refused	Total
Japan	Spring, 2017	4	90	6	100
	Spring, 2013	2	96	2	100
	Spring, 2011	7	87	6	100
	Spring, 2010	4	88	8	100
	Spring, 2008	5	90	5	100
	Spring, 2007	6	80	14	100
	Spring, 2006	3	93	3	100

		Q54a. If (survey country) and ____ got into a serious military conflict, do you think that the United States would or would not use military force to defend our country? a. China			
		Would use military force	Would not use military force	DK/Refused	Total
Japan	Spring, 2017	67	23	10	100
	Spring, 2015	60	28	13	100

In 2015, asked as a standalone question.

		Q54b. If (survey country) and ____ got into a serious military conflict, do you think that the United States would or would not use military force to defend our country? b. North Korea			
		Would use military force	Would not use military force	DK/Refused	Total
Japan	Spring, 2017	82	13	6	100

		Q56. How concerned are you about North Korea having nuclear weapons – very concerned, somewhat concerned, not too concerned or not at all concerned?					
		Very concerned	Somewhat concerned	Not too concerned	Not at all concerned	DK/Refused	Total
Japan	Spring, 2017	66	24	6	3	0	100

		Q57. Thinking about North Korea, which is the better option for dealing with North Korea's nuclear program?					
		Increasing economic sanctions against North Korea	Deepening ties with North Korea	Both (VOL)	Neither (VOL)	DK/Refused	Total
Japan	Spring, 2017	61	25	1	6	7	100